OFFICIAL

GUIDE & RECORD

BOOK

2026-2027

2026-27

Official Guide & Record Book

ECHL
830 Broad St. Suite 3
Shrewsbury, NJ 07702
Phone: (609) 452-0770
Fax: (609) 452-7147
Email: ECHL@ECHL.com
Web Site: ECHL.com
X: @ECHL

Table of Contents

Introduction 4
Welcome From ECHL Commissioner 6
ECHL Team Map 7
2026-27 ECHL Divisional Alignment 8
ECHL Alumni 9
ECHL Affiliates 11

GOVERNORS, ECHL OFFICE

Board Of Governors 13
League Office Profiles 15
League Partners 22

TEAM INFORMATION

Adirondack Thunder 25
Allen Americans 31
Atlanta Gladiators 37
Bloomington Bison 43
Cincinnati Cyclones 49
Florida Everblades 55
Fort Wayne Komets 61
Greensboro Gargoyles 67
Greenville Swamp Rabbits 73
Idaho Steelheads 79
Indy Fuel 85
Jacksonville Icemen 91
Kalamazoo Wings 97
Kansas City Mavericks 103
Maine Mariners 109
New Mexico Goatheads 115
Norfolk Admirals 117
Orlando Solar Bears 123
Rapid City Rush 129
Reading Royals 135
Savannah Ghost Pirates 141
South Carolina Stingrays 147
Tahoe Knight Monsters 153
Toledo Walleye 159
Trenton Ironhawks 165
Trois-Rivieres Lions 171
Tulsa Oilers 177
Wheeling Nailers 183
Wichita Thunder 189
Worcester Railers 195

ECHL HISTORY & YEARS IN REVIEW

ECHL History 202
2025-26 212
2024-25 217
2023-24 218
2022-23 219
2021-22 220
2020-21 221
2019-20 222
2018-19 223
2017-18 224
2016-17 225
2015-16 226
2014-15 227
2013-14 228
2012-13 229
2011-12 230
2010-11 231
2009-10 232
2008-09 233
2007-08 234
2006-07 235
2005-06 236
2004-05 237
2003-04 238
2002-03 239
2001-02 240
2000-01 241
1999-2000 242
1998-99 243
1997-98 244
1996-97 245
1995-96 246
1994-95 247
1993-94 248
1992-93 249
1991-92 250
1990-91 251
1988-89 and 1989-90 252

ECHL OFFICIALS

Major Rule Changes 254
Ryan Birmingham Award 255
ECHL On-Ice Officials 256
Kelly Cup Finals Officials 257

ECHL AWARDS

ECHL Hall Of Fame 259
Individual Awards 278
All-ECHL Teams 287
Weekly & Monthly Award Winners 296

ALL-TIME LEADERS

Top 20 Lists 327
Top 10 Lists/30-Win Seasons 330
100-Point Scorers 331
50-Goal Scorers 332

RECORD BOOK
Team Records - Regular Season 334
Individual Records - Regular Season 345
ALL-TIME COACHING REGISTER
ECHL Regular Season Coaching Register 355
Regular Season Coaching Records 361
ECHL Postseason Coaching Register 362
Postseason Coaching Records 366
ATTENDANCE
Year-by-Year and Regular Season Games 368
Top 10 Lists 369
Postseason Records 370
Regular Season 372
Postseason 382
POSTSEASON
Patrick J. Kelly Cup 391
Jack Riley Cup 398
Championship Standings 400
Postseason Trophies 402
Team Postseason Records 404
Individual Postseason Records 413
Finals Team Records 419
Finals Individual Records 421
Top 20 Lists 425
Three-or-More Goal Games 428
Penalty Shots 430
Overtime Records 431
2026 Kelly Cup Playoffs 432
2025 Kelly Cup Playoffs 437
2024 Kelly Cup Playoffs 438
2023 Kelly Cup Playoffs 439
2022 Kelly Cup Playoffs 440
2021 Kelly Cup Playoffs 441
2019 Kelly Cup Playoffs 442
2018 Kelly Cup Playoffs 443
2017 Kelly Cup Playoffs 444
2016 Kelly Cup Playoffs 445
2015 Kelly Cup Playoffs 446
2014 Kelly Cup Playoffs 447
2013 Kelly Cup Playoffs 448
2012 Kelly Cup Playoffs 449
2011 Kelly Cup Playoffs 450
2010 Kelly Cup Playoffs 451
2009 Kelly Cup Playoffs 452
2008 Kelly Cup Playoffs 453
2007 Kelly Cup Playoffs 454
2006 Kelly Cup Playoffs 455
2005 Kelly Cup Playoffs 456
2004 Kelly Cup Playoffs 457
2003 Kelly Cup Playoffs 458
2002 Kelly Cup Playoffs 459
2001 Kelly Cup Playoffs 460
2000 Kelly Cup Playoffs 461
1999 Kelly Cup Playoffs 462
1998 Kelly Cup Playoffs 462
1997 Kelly Cup Playoffs 464
1995 & 1996 Riley Cup Playoffs 465
1993 & 1994 Riley Cup Playoffs 466
1991 & 1992 Riley Cup Playoffs 467
1989 & 1990 Riley Cup Playoffs 468
ECHL ALL-STAR GAME
Game Format and Results 470
MVPs and All-Star Team Records 471
All-Star Individual Records 474
All-Star Game Box Scores 477
All-Star Skills Competition Results and Records 494
All-Star Game Participants 514

The ECHL Wishes to Thank the Following Corporate Partners:

AMI Graphics Inc, Athletic Knit, BFL Canada, Fairly Group, FloHockey, Howies Hockey Tape, Inglasco, NHL Network, PHPA, Sutton Special Risk, TeamWork Online and Warrior Hockey.

The Official Guide and Record Book is compiled from information submitted by ECHL Clubs.

INTRODUCTION

Welcome to the 2026-27 edition of the ECHL Official Guide and Record Book.

Thank you to the media relations contacts for each of the ECHL teams and to the National Hockey League teams for their continued willingness to provide photographs of former ECHL players.

Senior PR/Historical Specialist Joe Babik oversees the layout, design and production while also coordinating the content with each of the individual teams.

Graphic Design Manager Adam Pysher designed the covers for all of the ECHL publications including the Official Guide and Record Book.

Recognition of the key people who contribute to the ECHL Official Guide and Record Book wouldn't be complete without mentioning Doug Price, who created the first edition, an 80-page publication in 1993-94.

Researchers and historians: contact the Society for International Hockey Research (www.sihrhockey.org).

We welcome comments and appreciate compliments from readers and media members and our goal remains to have the Official Guide and Record Book provide comprehensive information about the Premier 'AA' Hockey League.

Please enjoy the season and thank you for your interest and support of the ECHL.

Accuracy remains a top priority for the ECHL *Guide and Record Book*.
We appreciate comments and clarification from our readers. Please direct these to: echl@echl.com or ECHL, 830 Broad St. Suite 3, Shrewsbury, NJ 07702. Your involvement makes a better publication.

SECTION 1
2026-27 SEASON

Photo courtesy Getty Images

The ECHL has been represented on the last 26 Stanley Cup champions including the Carolina Hurricanes in 2026 with seven individuals with ECHL ties: goaltender **Brandon Bussi** (pictured), Vice President Pro Player Personnel **Chris Abbott**, Head Athletic Trainer **Doug Bennett**, Assistant Athletic Trainer **Koryd Lavimoniere**, Head Equipment Manager **Jorge Alves**, TV/Radio Analyst **Tripp Tracy** and Editorial Content Producer & Team Reporter **Walt Ruff**.

Welcome From ECHL Commissioner

Dear ECHL Fans,

Welcome to the 39th Season of ECHL Hockey, as we look to provide exciting entertainment across North America to 30 markets (including two new ones for 2026-27!) in the year ahead. This includes continuing to enhance our role as the developmental league to the National Hockey League and American Hockey League, as we have now eclipsed over 780 players having graduated to the NHL (including 14 who made their debut lasy year), as well as seven NHL Head Coaches who honed their pro career in our league. The 2025-26 Season saw the most ever NHL/AHL contracts assigned to the ECHL, and we anticipate growing this figure for the future to continue to provide talent to the next level.

Last season, the ECHL welcomed an average of 5,018 fans per game, marking the first time the League surpassed 5,000 fans per game since the 1997-98 Season, and just the fourth season over 5,000 all-time. Additionally, between the regular season and Kelly Cup Playoffs, an all-time record of 5,810,411 fans attended ECHL games, marking the fourth consecutive season a new record has been established!

We continue to pride ourselves on offering affordable entertainment to the communities we serve, welcoming sport fans, families, businesses, and groups of all sizes to enjoy an outing together and take in the exciting ECHL action. We hope you'll find our venues ro be a welcoming atmosphere where you can root on your hometown team and connect with your local community.

The ECHL would also like to congratulate the Florida Everblades, who captured their fourth Kelly Cup title in the last five seasons - and fifth championship all-time - in 2026, defeating the Kansas City Mavericks in six games in the Kelly Cup Finals. The Finals featured standing-room only crowds and the energy generated by both fanbases was astounding.

Our Teams' biggest contribution to our markets continues to be the impact off the ice in the communities we serve, donating an ECHL record of over $4.6 million last Season. This is on top of the countless hours that our staff, coaches and players dedicate to local schools, hospitals, and charities to become an integral part of the community.

The ECHL has been represented on the last 26 Stanley Cup champions including in 2026 with seven individuals on the Carolina Hurricanes: goaltender Brandon Bussi, Vice President Pro Player Personnel Chris Abbott, Head Athletic Trainer Doug Bennett, Assistant Athletic Trainer Koryd Lavimoniere, Head Equipment Manager Jorge Alves, TV/Radio Analyst Tripp Tracy and Editorial Content Producer & Team Reporter Walt Ruff.

Thank you on behalf of the ECHL and all of our Teams for your continued support and we hope that you and those you attend with enjoy following your favorite club and making lasting memories around the ECHL experience as we approach four decades of providing affordable entertainment.

Sincerely,

Ryan Crelin
ECHL Commissioner

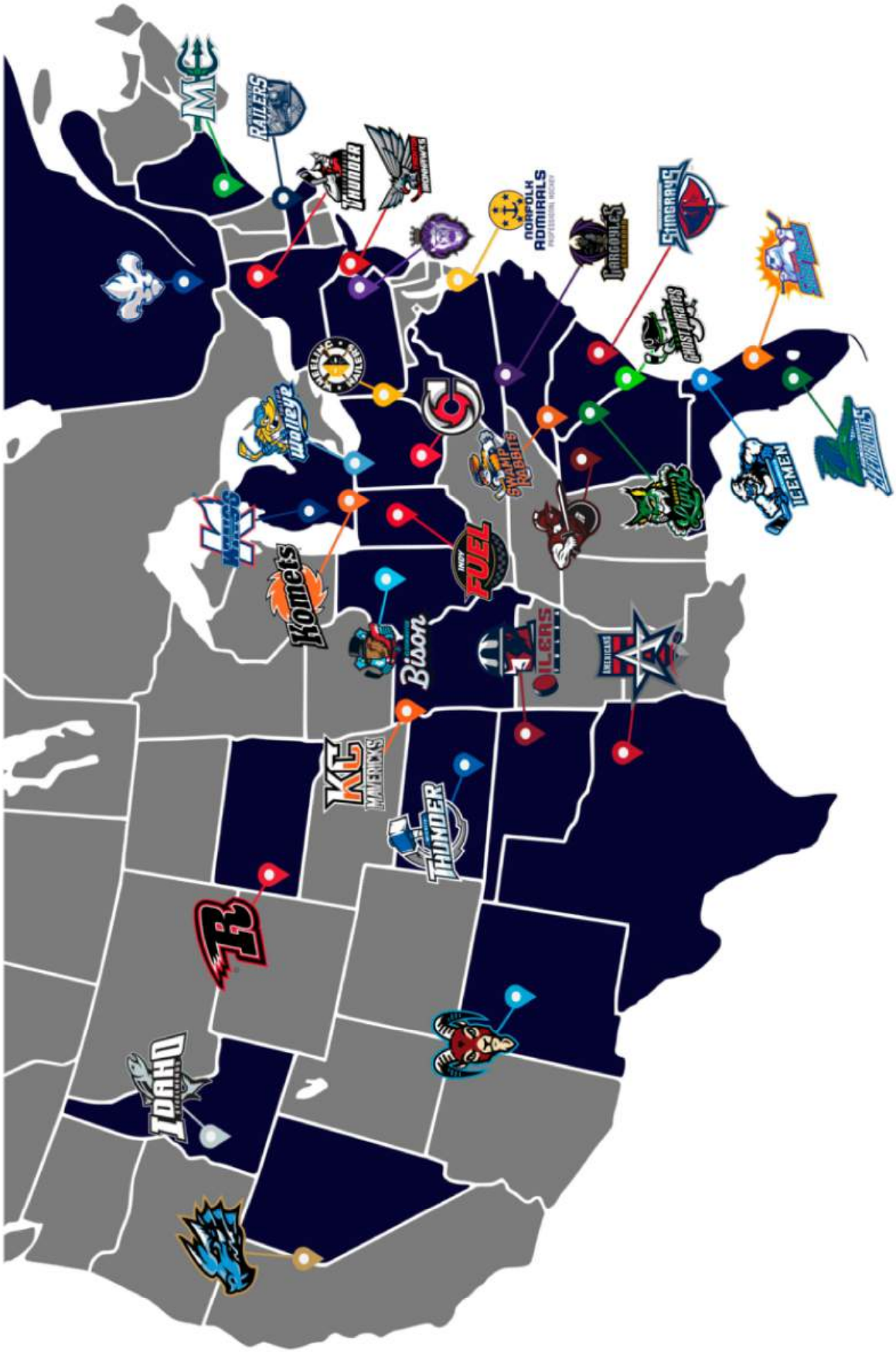
RAILERS
THUNDER
NORFOLK ADMIRALS
STINGRAYS
GHOST PIRATES
WHEELING RAILERS
WOLLEYE
SWAMP RABBITS
ICEMEN
Komets
FUEL
Bison
OILERS
KC MAVERICKS
THUNDER
TOAHO

2026-27 Divisional Alignment

Western Conference

Central Division

Bloomington Bison

Cincinnati Cyclones

Fort Wayne Komets

Indy Fuel

Kalamazoo Wings

Toledo Walleye

Wheeling Nailers

Mountain Division

Allen Americans

Idaho Steelheads

Kansas City Mavericks

New Mexico Goatheads

Rapid City Rush

Tahoe Knight Monsters

Tulsa Oilers

Wichita Thunder

Eastern Conference

North Division

Adirondack Thunder

Greensboro Gargoyles

Maine Mariners

Norfolk Admirals

Reading Royals

Trenton Ironhawks

Trois-Rivieres Lions

Worcester Railers

South Division

Atlanta Gladiators

Florida Everblades

Greenville Swamp Rabbits

Jacksonville Icemen

Orlando Solar Bears

Savannah Ghost Pirates

South Carolina Stingrays

ALUMNI

782 FORMER ECHL PLAYERS HAVE ADVANCED TO THE NATIONAL HOCKEY LEAGUE

Visit ECHL.com/alumni to view the complete list of players who have reached the NHL

14 former ECHL players made their NHL debut during the 2025-26 season:

Player	ECHL Team(s)	NHL Team	Debut
Brarndon Bussi	Maine	Carolina	Oct. 14
Colten Ellis	Worcester/Tulsa/Orlando	Buffalo	Oct. 22
Charle-Edouard D'Astous	Toledo/Utah	Tampa Bay	Oct. 25
Sergei Murashov	Wheeling	Pittsburgh	Nov. 9
Hunter Skinner	Utah/Jacksonville	St. Louis	Nov. 14
Thomas Milic	Norfolk	Winnipeg	Nov. 28
Vyacheslav Buteyets	Tulsa	Anaheim	Dec. 3
Xavier Parent	Adirondack	New Jersey	Dec. 11
David Spacek	Iowa	Minnesota	Jan. 15
Avery Hayes	Wheeling	Pittsburgh	Feb. 5
Wilmer Skoog	Florida	Florida	Apr. 11
Topias Vilen	Adirondack	New Jersey	Apr. 12
Ronan Seeley	Norfolk	Carolina	Apr. 14
Arsenii Sergeev	Rapid City	Calgary	Apr. 16

Access to live and on-demand coverage of

Hockey

Behind-the-scenes footage, original content, rankings, and more!

Watch Across All Screens

android · iOS · tv · Roku · fire tv

Subscriptions starting from
$12.50 / month

Sign-up at
FloHockey.tv

20+ SPORTS | 10,000+ LIVE EVENTS A YEAR | 2,000+ HOURS OF PREMIUM CONTENT

2026-27 AFFILIATES

Team	NHL Affiliate	AHL Affiliate
Adirondack Thunder	New Jersey	Utica
Allen Americans	Ottawa	Belleville
Atlanta Gladiators	Nashville	Milwaukee
Bloomington Bison	Winnipeg	Manitoba
Cincinnati Cyclones	Toronto	Toronto
Florida Everblades	Pittsburgh	Wilkes-Barre/Scranton
Fort Wayne Komets	Edmonton	Bakersfield
Greensboro Gargoyles	Carolina	Chicago
Greenville Swamp Rabbits	Los Angeles	Ontario
Idaho Steelheads	Dallas	Texas
Indy Fuel	Chicago	Rockford
Jacksonville Icemen	Iowa	Minnesota
Kalamazoo Wings	Vancouver	Abbotsford
Kansas City Mavericks	Seattle	Coachella Valley
Maine Mariners	Boston	Providence
Norfolk Admirals	Independent	Independent
Orlando Solar Bears	Tampa Bay	Syracuse
Rapid City Rush	Calgary	Calgary
Reading Royals	Philadelphia	Lehigh Valley
Savannah Ghost Pirates	Florida	Charlotte
South Carolina Stingrays	Washington	Hershey
Tahoe Knight Monsters	Vegas	Henderson
Toledo Walleye	Detroit	Grand Rapids
Trenton Ironhawks	New York Islanders	Hamilton
Trois-Rivières Lions	Montreal	Laval
Tulsa Oilers	Anaheim	San Diego
Wheeling Nailers	Columbus	Cleveland
Wichita Thunder	San Jose	San Jose
Worcester Railers	St. Louis	Springfield

SECTION 2
BOARD OF GOVERNORS AND ECHL OFFICE

Photo courtesy Florida Everblades

Cam Johnson of the Florida Everblades Nailers received the Nick Vitucci ECHL Goaltender of the Year award for the second consecutive season in 2025-26. Johnson led the ECHL in wins (31), minutes played (2,965) and goals-against average (1.84) while ranking fourth in save percentage (.923) and tied for ninth in shutouts (3). His 1.84 goals-against average is tied as the third-lowest in a single-season in the League's 38-year history and he became just the eighth goaltender in ECHL history to win at least 30 games in multiple seasons.

BOARD OF GOVERNORS

Eric Trapp
Chairman of the Board

Eric Trapp is in his first season as Chairman of the ECHL Board of Governors. He has been with the Idaho Steelheads since the team's inception in 1997. Eric Trapp is president of Idaho Sports Properties and is responsible for the business operations of the Idaho Steelheads while also serving as the team's representative on the ECHL Board of Governors. Trapp received the ECHL Marketing Director of the Year Award following the team's inaugural season in 2003-04 and was named ECHL Executive of the Year in 2019-20. He was instrumental in the initial introduction, marketing and promotion of the Steelheads. He began his career in professional sports in 1991 with Diamond Sports, which owned and operated the Boise Hawks minor league professional baseball team. After serving as director of marketing for both the Hawks and the Sioux City Explorers baseball teams, Trapp was promoted to vice president of Diamond Sports in 1996 and was responsible for overseeing the company's baseball entities (Boise Hawks, El Paso Diablos and Sioux City Explorers) from 1996-98. Named senior vice president in 1998, the University of Idaho graduate also handled the marketing and promotions for other Diamond Sports entities including the Idaho Sneakers World TeamTennis franchise and professional boxing events hosted at Idaho Central Arena.

Claude Loiselle
Adirondack

Myles Jack
Allen

Alex Campbell
Atlanta

Tim Tebow
Augusta

Andy Zilch
Bloomington

Ray Harris
Cincinnati

Craig Brush
Florida

David Franke
Fort Wayne

Scott Einhorn
Greensboro

Emma Setzer
Greenville

Sean Hallet
Indy

Michael Devlin
Iowa

BOARD OF GOVERNORS

Andrew Kaufmann
Jacksonville

Toni Will
Kalamazoo

Lamar Hunt, Jr.
Kansas City

Dexter Paine
Maine

Bryan Lyter
New Mexico

Patrick Cavanagh
Norfolk

Daniel DeVos
Orlando

Jeff Dickerson
Rapid City

Peter Luukko
Reading

Mark Aronson
Savannah

Todd Halloran
South Carolina

David Hodges
Tahoe

Neil Neukam
Toledo

Taylor Hall
Tulsa

Todd Mackin
Trois-Rivières

Joe Eng
Utah

Brian Komorowski
Wheeling

Joel T. Lomurno
Wichita

Cliff Rucker
Worcester

Ryan Crelin
Commissioner

Ryan Crelin enters his ninhth season as ECHL Commissioner in the 2026-27 Season. He is just the fourth person to fill the position in League history.

Crelin was named Chief Operating Officer of the ECHL on May 1, 2017, and in that role, oversaw all day-to-day business operations of the League. Crelin enters his 22nd season with the ECHL after initially beginning his tenure as intern during the 2005-06 season.

During his time with the League, Crelin has been responsible for the overall operations of the League focusing on financial initiatives, Leaguewide partnerships/contracts, and signature League showcase events such as the annual All-Star Game and Marketing Meetings. In addition, he also has worked closely with teams on Leaguewide risk management, ticket sales/corporate sponsorship revenue generation, arena-lease negotiations, and budgeting/operations within the scope of the ECHL Collective Bargaining Agreement, NHL/AHL Affiliation Agreements and overall business model. Crelin led the marketing initiative in the ECHL/GEICO relationship creating the first of its kind blue-painted and branded goal posts, and secured the partnership with EA Sports for the inclusion of the ECHL in the NHL video game series.

Crelin earned his M.B.A. with a concentration in finance & taxation at Rutgers University in May 2010 after being awarded his bachelor's degree in business administration with a concentration in sport management & marketing from Seton Hall University in May 2006. At Seton Hall, he also served as president of the Sport Management Student Association, was a member of the National Business Honor Society and played ice hockey for the Pirates. Prior to joining the ECHL, Crelin worked for a Public Accountant near his hometown of Middletown, N.J. and currently resides in Belford, N.J. with his wife and family.

Patrick J. Kelly
Commissioner Emeritus

Patrick J. Kelly was named Commissioner Emeritus of the ECHL following the 1995-96 season, after serving as Commissioner for the first eight seasons of the ECHL.

He was inducted into the ECHL Hall of Fame as part of the inaugural class in 2008, and in 2016, received the Lester Patrick Trophy for outstanding service to hockey in the United States.

Kelly celebrates his 74th season in hockey in 2026-27 having begun his career with the St. Catherine Tee Pees of the Ontario Junior Hockey League in 1953. He played professionally for the Trois Rivieres Lions in the Quebec League, the Troy Bruins of the International Hockey League and the Greensboro Generals, Jersey Devils and Clinton Comets of the Eastern Hockey League. He helped Crowland capture the 1948-49 Bantam B Championship of Ontario, beating Peterborough in the finals.

He began his coaching career in the Eastern Hockey League, serving as player/head coach beginning with the Jersey Devils in 1964-65 and continuing with the Clinton (New York) Comets from 1965-73. Clinton was 151-39-28 and won three straight regular season and postseason titles from 1967-68 through 1969-70. In 1967-68, the Comets finished with a 57-5-10 record, making them the only professional team in history to lose only five games or less in a season, and in 1969-70, Kelly was named Minor League Coach of the Year by *The Hockey News*. Kelly served as head coach and general manager for Charlotte in the Southern Hockey League from 1973-76 guiding the Checkers to a 136-68-12 record, two regular season titles and two postseason titles while earning Coach of the Year honors in the SHL twice.

He coached the Colorado Rockies in the National Hockey League in 1977-78 and is the only coach in history to lead the Rockies into the Stanley Cup Playoffs. Following coaching stops in the AHL, Kelly went to Peoria in the IHL where he led the Rivermen to the Turner Cup in his first season behind the bench in 1984-85. He recorded his 800th career win on January 4, 1987 and was inducted into the Peoria Sports Hall of Fame in February of 1990. Kelly was inducted into the Roanoke Hall of Fame and the Sports Hall of Fame in his hometown of Welland, Ontario in 1998, in March of 2002 he became the first inductee into the Greensboro Hockey Hall of Fame when the Generals retired his uniform number (5). He was also part of the first class of inductees into the Charlotte Hockey Hall of Fame in 2008 and in June 2010, he was inducted into the Greater Utica Sports Hall of Fame.

Patrick and his wife, June, reside in Charlotte, North Carolina.

Kelly received the Lester Patrick Award from USA Hockey in November 2016.

Terry Kalna
Chief Operating Officer

Terry Kalna was named the ECHL's Chief Operating Officer in October 2025. In his role, Kalna will be responsible for executing the strategic plan, creating new strategic partnerships for the growth of the league, and assisting teams with revenue generation including partnership activation, ticket sales, and media distribution, as well as working to enhance overall league operations at both the team and league level.

Kalna, who is the Chairman of the USA Hockey Marketing Committee, joined the ECHL after serving as an advisor to the Columbus Blue Jackets.

Prior to those advisory roles, Kalna was Chief Revenue Officer at Canucks Sports & Entertainment, where he led the organization's broadcasting, business intelligence, corporate partnerships, premium and ticket sales teams. Under his leadership, the Canucks achieved significant commercial growth and a new television deal with Rogers Sportsnet through an evolved culture and plan.

Before joining the Canucks, Kalna spent seven seasons with the Pittsburgh Penguins as Chief Revenue Officer (2020–2022) and Senior Vice President of Sales & Broadcasting (2015–2020). During his time in Pittsburgh, he led several milestone initiatives, including the landmark 20-year naming rights agreement for PPG Paints Arena and the organization's first jersey partnership with Highmark Blue Cross Blue Shield.

Kalna spent 2001 to 2015 with NASCAR (then International Speedway Corporation), including eight years as Managing Director, Partnership Sales & Marketing. Earlier in his career, he held roles with ISL Worldwide AG and Penske Motorsports.

In addition to his executive experience, Kalna maintains deep ties to hockey. He has served on USA Hockey's Marketing Committee since 2011 and holds a USA Hockey Level 5 coaching certification (2014) as well as a Coach 2 certification from Hockey Canada (2024).

He played youth hockey in Pittsburgh before attending Tabor Academy and later graduating from Hobart College in 1998.

Dan Petrino
Vice President of Hockey Operations

Dan Petrino is in his 11th season with the ECHL. He is in his third season as Vice President of Hockey Operations after serving as Vice President of Hockey Administration during the 2023-24 season.

Petrino is responsible for overseeing all day-to-day operations of the League's Hockey Operations Department, including the application of all ECHL Playing Rules and Regulations in conjunction with the ECHL/PHPA Collective Bargaining Agreement. He will also oversee the Player Discipline Committee which will consist of members from the ECHL League Office and NHL Player Safety Department for review of plays for potential supplementary discipline. He will also be working with the ECHL Equipment Managers, Athletic Trainers and Game Operations staffs on all League-related details.

Prior to joining the ECHL, Petrino spent three years with the Metro Atlantic Athletic Conference, including the last year as the conference's Assistant Commissioner for Championships. He was responsible for the supervision of in-season and postseason competition for several MAAC sports as well as overseeing officiating operations within his assigned sports.

He joined the MAAC staff in August 2013 after graduation from Rider University, where he received a bachelor's degree in liberal studies and minors in the business of sports and communications. While at Rider, he worked in the school's athletic department, primarily in event and facility operations. He also was part of Rider's club baseball team, serving as vice president and president of the program.

Joe Babik
Senior PR/Historical Specialist

Joe Babik is in his 17th season with the ECHL after joining the league in March 2010.

Babik is responsible for the day-to-day communications efforts of the ECHL, including writing of press releases; oversight of the official league website, ECHL.com; assisting in the layout and design of ECHL printed publications, including the Official Guide and Record Book as well as ongoing contact with ECHL member teams and regional and national media outlets.

Babik joined the league office with seven years of experience in minor league hockey, including six in the ECHL. He began his career as the Director of Broadcasting and Media Relations with the Pee Dee Pride from 2001-05, while serving in the same capacity for the Fresno Falcons from 2006-08. He was part of the radio broadcast crew for the 2004 ECHL All-Star Game in Peoria, Ill., and following the 2007-08 season, was named as the National Conference recipient of the ECHL Broadcaster of the Year Award. Babik also served a season as the Director of Broadcasting and Media Relations for the Adirondack Frostbite of the United Hockey League in 2005-06.

In 2023, the ECHL's annual Media/PR Director of the Year Award was named in his honor.

The Johnstown, Pa. native received his Bachelor's Degree in broadcast journalism from Syracuse University in 2001. While at Syracuse, Babik served as both a public relations and broadcast intern with the American Hockey League's Syracuse Crunch from 1998-2001. Babik and his wife, Cristen, are the parents of two sons: Elijah and Landon.

Todd Corliss
Vice President of Finance and Accounting

Todd Corliss is in his 24th season with the ECHL. He was promoted to Vice President of Finance and Accounting in January 2025 after previously serving as the League's Director of Finance.

Corliss is responsible for the accounting, monthly budgeting and financial reporting for the league, as well as tax preparation materials and payroll filings and processing. In addition, he is responsible for the annual ECHL Financial Project, as well as auditing for salary cap compliance.

He was Chief Financial Officer for the Long Beach Ice Dogs from 2002-06 and was responsible for the daily financial matters, including accounting, budgeting, general administration and workman's compensation as well as managing the merchandise, web site design and player immigration. He was Chief Financial Officer for the Texas Wildcatters from 2002-06 while serving in a similar capacity for the Johnstown Chiefs from 2003-05.

Corliss graduated from the University of Massachusetts where he received dual bachelor's degrees in finance and sport management. He and his wife, Amy, have four children, Grace, Ian, Connor and Shannon.

Tara Martinek
Sr. Director of Marketing/Team Business Services

Tara Martinek enters her sixth season with the ECHL in 2026-27, and her third as the Senior Director of Marketing and Team Business Services. In 2024-25, she was the Manager of Marketing and Team Business Services after spending her first two seasons as the League's Office Manager/Marketing Assistant.

Martinek assists the marketing department on licensing, sponsorship program coordination and planning for League-hosted events, while also being responsible for compiling and distributing internal League reports, administering the sales consulting and training program for Member Teams, and coordinating the ECHL Ticket Sales Management University curriculum, amongst various other tasks provided by the League's Team Services Department.

She joined the ECHL after completing her Master's Degree in Global Sports Business at Rutgers University. Schwinn has previous experience with Rutgers Athletics, the United States Amateur Baseball League, PGA of America - NJ Section and Monmouth Race Track. She earned her Bachelor's Degree in Sport Management from Rutgers.

Tim Nowak
Director of Officiating Development

Tim Nowak is in his third season as the ECHL's Director of Officiating Development.

In this role, he will serve as the lead in helping to develop on-ice officials in the ECHL through on-site supervision, video sessions and the recruitment of new officiating prospects. Nowak will also serve as a member of the Player Discipline Committee.

Nowak began his career as a linesman in the ECHL before embarking on 26 seasons in the National Hockey League, and was inducted into the ECHL Hall of Fame in 2022. He worked four seasons in the league, twice earning an assignment working the Riley Cup Finals. He became the first ECHL on-ice official to reach the NHL when he made his debut on Oct. 8, 1993, and he went on to work over 1,700 NHL games in 26 seasons before retiring in 2019. Nowak was selected to work the 2003 All-Star Game, the 2003 Stanley Cup Final, the 2004 World Cup of Hockey and the first-ever Winter Classic in 2008. He also was selected to officiate in two Winter Olympics, working games in 2002 in Salt Lake City and 2010 in Vancouver. He served as an ECHL Officiating Development Coach beginning with the 2019-20 season before being hired in his current role.

Casey Terreri
Manager of Officiating Operations

Casey Terreri is in his second season as the ECHL's Manager of Officiating Operations.

Terreri is responsible for overseeing the day-to-day operations of the League's Officiating Department including oversight of on-ice officials, administration of rules and directives, travel and administration of officials, communications with the National Hockey League and American Hockey League on ECHL officials, and the ECHL Rule Book.

A native of Warwick, Rhode Islande, Terreri spent the previous six seasons as a referee in the ECHL, and was selected to work the 2019 NHL Prospects Tournament in Traverse City, Michigan, while earning Kelly Cup Playoffs assignments in 2022, 2023 and 2024. In addition to his time with the ECHL, he has also worked as a referee in the AHL since 2019, working nearly 300 games. He worked the Calder Cup Playoffs in each of the last four seasons, and was one of the referees for the 2025 AHL All-Star Classic. He has also worked college hockey games for Hockey East and the Atlantic Hockey Association.

Tim Mayer
Manager of Officiating Development

Tim Mayer is in his third season as the ECHL's Manager of Officiating Development.

In this role, he assists Tim Nowak and Casey Terreri through on-site supervision, as well as making recommendations for recruitment and development of on-ice officials, as well as presenting at the ECHL Officiating Training Camp and Coaches' Meetings.

Mayer spent two seasons as an ECHL referee from 2008-10, and worked over 1,100 career professional games, including more than 700 in the AHL from 2009-22. He also officiated games in the United States Hockey League, Southern Professional Hockey League, Central Hockey League, United Hockey League and International Hockey League. Mayer represented USA Hockey by working five IIHF World Championships, and the 2018 Winter Olympics in Pyeongchang, South Korea, where he was selected to work the bronze medal game. Mayer worked the AHL All-Star Game in 2018, and received the Michael Condon Memorial Award in 2021 for outstanding contributions by an on-ice official. He has spent the previous two seasons as an ECHL Officiating Development Coach and owns and operates his own business, Shoreliners Striping LLC, which specializes in pavement marking and surface striping/field striping.

Byron de Rose
Director of Hockey Administration

Byron de Rose enters his third season with the ECHL as the League's Director of Hockey Administration.

De Rose is responsible for the day-to-day administration of the ECHL Hockey Operations Department including the organization and release of team rosters, salary cap, player background and immigration matters, while also overseeing all transactions and ongoing relations with the PHPA and other leagues.

He joins the ECHL with over five years of experience in the sports industry. Last season, he spent time with both the National Hockey League Toronto Office and the Toronto Blue Jays of Major League Baseball. He served as the All-Star Location Office Coordinator for the NHL, helping to plan and coordinate behind-the-scenes efforts for the 2024 NHL All-Star Game in Toronto. De Rose spent his time with the Blue Jays serving as the Coordinator of Facility Operations, aiding senior management with the operations of the Rogers Centre facility and the Jays' event staff. From 2021-2023, de Rose was Coordinator of Operations and Team Services Assistant for the American Hockey League's Belleville Senators where he supported executive staff with business and event operations. He also assisted with team services, planning and coordinating travel, immigration documents, housing, team facilities upgrades, and team administrative duties.

De Rose received a Bachelor of Sports Management from Brock University in St. Catharine's, Ontario in April of 2021.

Jayla Womack
Manager of Licensing and Administration

Jayla Womack is in her third season with the ECHL, and second as Manager of Licensing and Administration, after serving as the League's Executive/Marketing assistant since October 2024.

In her role, she provides administrative support to League Office while also working with League personnel and ECHL Teams to help coordinate League marketing programs and meetings/events. Womack also facilitates the ECHL Shop including shipping, communication, inventory management and organization and acts as a liaison and League representative for League events and daily administration.

Prior to joining the ECHL, she worked in customer service for Skylands Energy Service and as a receptionist at Hopewell Veterinary Group. Womack has also completed internships with USA Sports Group, where she conducted on-field coaching evaluations, maintained coaching feedback and evaluations and at Perfect Game USA, where she served as scorekeeper for youth baseball tournaments and helped to ensure on time and seamless operations.

Womack received her Associate's Degree in Exercise Science from Raritan Valley Community College in May 2024 and is currently pursuing her Bachelor's Degree in Sports Management at Seton Hall University.

Jackie Skunakis
Manager of Team Services and Events

Jackie Skunakis joined the ECHL as Manager of Team Services and Events in January 2026.

She is responsible for assisting in the planning and coordination of League-hosted events while working closely with teams on the ticketing and marketing plans.

Skunakis joined the ECHL after recently earning her Master of Science in Global Sports Business at Rutgers University. She spent the 2025 season as a Gameday and Events Operations Intern with the National Football League's New York Jets, supporting fan engagement, game presentation and game operations during special events and home games. Skunakis also has experience as a Sports Marketing Intern with Rutgers Athletics Sales and Marketing and as a Sports Nutrition Assistant with the Scarlet Knight's football team.

Adam Pysher
Graphic Design Manager

Adam Pysher joined the ECHL as Graphic Design Manager in April 2026.

In this role, Pysher will be responsible for the development of all external-facing graphics and imagery across social media, web, presentations, print and event environments. He will collaborate across departments to bring campaigns and initiatives to life, ensuring that every creative output aligns with the league's goals, vision and brand standards.

Pysher joined the ECHL from Xfinity Creative, where he designed digital assets for large-scale brand campaigns across email, digital display, on-platform (Xfinity app + Stream Box) and other digital channels. Prior to his time with Comcast, Pysher served as a Graphic Designer for the American Hockey League's Lehigh Valley Phantoms, where he was responsible for designing promotional, sales, and advertising materials across print, digital, social and in-arena environments.

Pysher received a Bachelor of Fine Arts in Graphic and Interactive Design with Entrepreneurial Studies from the Tyler School of Art & Architecture at Temple University in 2024. While in college, he was a graphic designer/design intern for the College of Education & Human Development and the Strategic Marketing & Communications Department at Temple.

Devon Golder
Manager of Social andDigital Media

Devon Golder joined the ECHL as Manager of Social & Digital Media in June 2026.

In this role, Golder is responsible for developing the League's social and digital strategy while also creating content across all platforms. She also serves as the primary liaison to Member Team social media contacts and assists League partners by producing digital content and delivering insights to drive ECHL program and partnership goals through impactful digital campaigns.

Golder joined the ECHL from the American Hockey League's Bridgeport Islanders, where she spent two seasons as Content Production Coordinator and one season as Creative Content Manager. In these roles she developed and executed social media strategy and supported ticket sales and corporate partnerships by producing asset-driven content.

Golder received a Bachelor's Degree in Telecommunications with a Minor in Digital Media Trends and Analytics from Penn State University in 2023. While in college, she was an editing intern with the school's athletic department.

ECHL PARTNERS

SECTION 3

TEAM INFORMATION

Photo courtesy Allen Americans

Brayden Watts of the Allen Americans was the recipient of the ECHL Sportsmanship Award for the 2025-26 season. Watts finished last season second in the ECHL with 51 assists and third with 75 points while being assessed just 12 penalty minutes in 71 games. Watts set career-highs in goals, assists and points.

ADIRONDACK THUNDER

NHL Affiliate: New Jersey Devils **AHL Affiliate:** Utica Comets

Year-by-Year Record

		Home					Away					Overall							
Season	GP	W	L	T	OT	SO	W	L	T	OT	SO	W	L	T	OT	SO	GF	GA	PTS
2025-26	72	20	13	3	7-2	0-1	17	11	8	1-8	5-0	42	21	9	8-10	5-1	213	216	85
2024-25	72	13	21	2	3-1	0-1	13	20	3	3-2	0-1	26	41	5	3-2	3-3	190	246	57
2023-24	72	21	8	7	4-4	0-3	22	10	4	6-3	4-1	43	18	11	10-7	4-4	241	212	97
2022-23	72	21	10	5	1-4	1-1	11	19	6	1-5	0-1	32	29	11	2-9	1-2	237	243	75
2021-22	71	16	16	3	1-3	2-0	11	24	1	0-1	1-0	27	40	4	1-4	3-0	202	272	58
2019-20	63	11	15	6	0-2	1-4	11	13	7	2-6	0-1	22	28	13	2-8	1-5	197	219	57
2018-19	72	21	9	6	1-5	1-1	16	17	3	1-1	0-2	37	26	9	2-6	1-3	234	220	83
2017-18	72	22	11	3	6-1	3-2	19	13	4	1-2	0-2	41	24	7	7-3	3-4	233	221	89
2016-17	72	22	8	3	1-3	2-3	19	12	5	2-4	1-1	41	20	11	3-7	3-4	266	218	93
2015-16	72	17	16	3	0-1	1-2	21	12	3	5-1	0-2	38	28	6	5-2	1-4	197	189	82
2014-15^	72	15	19	2	0-1	1-1	6	30	0	1-0	1-0	21	49	2	0-1	2-1	199	296	44
2013-14^	72	18	14	4	3-1	1-3	15	17	4	2-1	1-3	33	31	8	5-2	2-6	224	235	74
2012-13^	72	22	11	3	2-2	1-1	15	15	6	0-3	3-3	37	26	9	2-5	4-4	223	216	83
2011-12^	72	19	14	3	0-0	2-3	15	19	2	0-1	4-1	34	33	5	0-1	6-4	204	216	73
2010-11^	72	18	12	6	0-1	3-5	19	11	6	1-4	3-2	37	23	12	1-5	6-7	232	210	86
2009-10^	72	17	12	7	2-2	1-5	16	17	3	2-0	0-3	33	29	10	4-2	1-8	235	241	76
2008-09^	72	16	18	2	1-2	4-0	16	15	5	2-3	1-2	32	33	7	3-5	5-2	210	237	71
2007-08^	72	16	19	1	1-1	2-0	11	21	4	3-2	1-2	27	40	5	4-3	3-2	200	250	59
2006-07^	72	21	11	4	1-2	3-2	17	13	6	2-3	2-3	38	24	10	3-5	5-5	225	197	86
2005-06^	72	8	19	9	3-6	0-3	10	21	5	3-1	2-4	18	40	14	6-7	2-7	192	260	50
2004-05$	72	22	9	5	2-2	4-3	20	13	3	3-1	2-2	42	22	8	5-3	6-5	205	189	92
2003-04$	72	24	8	4	1-0	2-4	23	11	2	2-2	5-0	47	19	6	3-2	7-4	242	159	100
2002-03$	72	25	6	5	2-1	3-4	16	13	7	1-4	1-3	41	19	12	3-5	7-4	268	224	94
2001-02$	72	23	10	3	5-2	1-1	19	12	5	1-2	1-3	42	22	8	6-4	2-4	233	209	92
2000-01*	72	18	15	3	1-1	6-2	10	25	1	0-1	5-0	28	40	4	1-2	11-2	224	296	60
1999-00*	70	19	16	0	---	6-0	10	21	4	---	2-4	29	37	4	---	8-4	255	297	62
1998-99*	70	19	13	3	---	8-3	18	16	1	---	3-1	37	29	4	---	11-4	251	267	78
1997-98*	70	24	8	3	---	3-3	15	15	5	---	4-5	39	23	8	---	7-8	293	257	86
1996-97*	70	21	10	4	---	5-4	15	15	5	---	5-5	36	25	9	---	10-9	291	296	81
1995-96*	70	17	15	3	---	5-3	9	24	2	---	3-2	26	39	5	---	8-5	258	360	57
1994-95*	68	18	16	0	2-0	2-0	8	22	4	1-1	1-3	26	38	4	3-1	3-3	273	325	56
1993-94*	68	23	10	1	2-0	2-1	21	10	3	3-3	4-0	44	20	4	5-3	6-1	340	268	92
1992-93*	64	15	13	4	0-1	2-3	15	16	1	2-1	2-0	30	29	5	2-2	4-3	290	313	65
1991-92#	64	22	5	5	1-3	3-2	14	15	3	0-2	3-1	36	20	8	1-5	6-3	329	284	80
1990-91#	64	21	8	3	0-1	1-2	16	16	0	3-0	1-0	37	24	3	3-1	2-2	285	281	77

T - Includes Overtime and Shootout Losses (Games tied at end of regulation went directly to shootout from 1995-2000)
- Cincinnati Cyclones * - Birmingham Bulls $ - Atlantic City Boardwalk Bullies ^ - Stockton Thunder

Year-by-Year Results

Season	Finished	Result	Season	Finished	Result
2026	3rd, North	Lost Division Semifinals	2006^	5th, Pacific	Out of Playoffs
2025	7th, North	Out of Playoffs	2005$	3rd, North	Lost Division Semifinals
2024	1st, North	Lost Conference Finals	2004$	2nd, Northern	Lost Division Semifinals
2023	4th, North	Lost Division Semifinals	2003$	1st, Northeast	Won Kelly Cup
2022	6th, North	Out of Playoffs	2002$	3rd, Northeast	Lost Conference Finals
2020	5th, North	No Playoffs due to COVID-19	2001*	8th, Southwest	Out of Playoffs
2019	2nd, North	Lost Division Semifinals	2000*	8th, Southwest	Out of Playoffs
2018	1st, North	Lost Conference Finals	1999*	3rd, Southwest	Lost Conference Quarterfinals
2017	1st, North	Lost Division Semifinals	1998*	2nd, Southwest	Lost Conference Quarterfinals
2016	2nd, East	Lost Conference Semifinals	1997*	2nd, South	Lost Second Round
2015^	7th, Pacific	Out of Playoffs	1996*	6th, South	Out of Playoffs
2014^	3rd, Pacific	Lost Conference Semifinals	1995*	6th, South	Lost Second Round
2013^	2nd, Pacific	Lost Kelly Cup Finals	1994*	2nd, West	Lost Semifinals
2012^	3rd, Pacific	Lost Conference Semifinals	1993*	6th, West	Out of Playoffs
2011^	2nd, Pacific	Lost Conference Quarterfinals	1992#	2nd, West	Lost Semifinals
2010^	3rd, Pacific	Lost Conference Finals	1991#	2nd, West	Lost First Round
2009^	4th, Pacific	Lost Division Finals			
2008^	4th, Pacific	Lost Conference Quarterfinals	# - Cincinnati Cyclones		$ - Atlantic City Boardwalk Bullies
2007^	3rd, Pacific	Lost Conference Quarterfinals	* - Birmingham Bulls		^ - Stockton Thunder

All-Time Record vs. Other Clubs

Team	W-L-T	Team	W-L-T	Team	W-L-T	Team	W-L-T
Allen	1-1-3	Idaho	2-3-1	Orlando	5-4-1	Trois-Rivieres	25-27-7
Atlanta	6-0-3	Indy	4-1-1	Rapid City	0-0-0	Tulsa	0-0-0
Bloomington	0-0-0	Jacksonville	2-2-0	Reading	55-44-12	Utah	4-2-0
Cincinnati	0-5-1	Kalamazoo	3-7-0	Savannah	0-1-0	Wheeling	10-10-0
Florida	7-5-2	Kansas City	0-0-0	South Carolina	5-2-1	Wichita	0-0-0
Fort Wayne	5-1-0	Maine	42-34-14	Tahoe	0-2-1	Worcester	42-37-15
Greensboro	4-1-0	New Mexico	0-0-0	Toledo	3-1-0		
Greenville	1-3-1	Norfolk	29-19-6	Trenton	0-0-0		

Web - ECHLThunder.com

Club Records

Players

Most Points, Season	126	Joe Flanagan, 1993-94
Most Points, Game	7	Jamey Hicks vs. Tallahassee, Mar. 21, 1998
Most Goals, Season	54	Joe Flanagan, 1993-94 Dany Bousquet, 1996-97
Most Goals, Game	4	three times, most recnt: James Bates vs. Utah, Jan. 16, 2010
Most Assists, Season	75	Jamey Hicks, 1997-98
Most Assists, Game	5	four times, most recent: J.F. Caudron vs. Victoria, Jan. 29, 2010
Most PIM, Season	427	Jerome Bechard, 1993-94
Most PIM, Game	45	Mario Dumoulin vs. Tallahassee, Nov. 17, 1996

Goaltenders

Most Appearances	49	Scott Stirling, 2003-04
Most Minutes	2,954	Scott Stirling, 2003-04
Most Wins	31	Scott Stirling, 2001-02
Most Losses	24	Mark Michaud, 1994-95
Most OT/SO Losses	7	Devan Dubnyk, 2006-07
Most Shots	1,584	Chad Erickson, 1995-96
Most Saves	1,412	Jake Moreland, 2005-06
Most Shutouts	4	five times, most recent: Jeremy Brodeur, 2024-25
Lowest GAA	1.91	Scott Stirling, 2003-04
Best Save Percentage	.933	Scott Stirling, 2003-04

Team

Most Points	100	2003-04
Fewest Points	44	2014-15
Most Wins	47	2003-04
Fewest Wins	18	2005-06
Most Losses	49	2014-15
Fewest Losses	19	2002-03 2003-04
Most Goals Scored	340	1993-94
Fewest Goals Against	159	2003-04
Most Penalty Minutes	2,485	1995-96

Longest Winning Streak

Overall	12	Dec. 30, 2023-Jan. 26, 2024
Home	9	Mar. 16, 2007-Nov. 3, 2007
Road	6	Nov. 11, 1993-Dec. 12, 1993

Longest Winless Streak

Overall	15	Feb. 3-28, 2006
Home	12	Dec. 11, 2005-Jan. 29, 2006
Road	11	Jan. 2-Feb. 28, 2015

Regular Season Game Attendance Record
10,117 Four times, most recent:
vs. Victoria, Mar. 24, 2006
Postseason Game Attendance Record
6,596 vs. Las Vegas, May 2, 2009
Regular Season Attendance Record
244,085, 2006-07

Playoff Record vs. Current Teams

	Series	W	L	GP	W	L	GF	GA	Last Mtg	Rnd	Result
Florida	2	0	2	11	3	8	23	34	2024	CF	L 2-4
Maine	2	1	1	14	7	7	31	31	2026	DSF	L 3-4
Norfolk	1	1	0	6	4	2	20	17	2024	DF	W 4-2
South Carolina	1	0	1	7	3	4	14	21	2016	CSF	L 3-4
Worcester	1	1	0	6	4	2	16	11	2018	DSF	W 4-2

All-Time Playoff Results

Year	Round	Opponent	Result	GF	GA	OT	Year	Round	Opponent	Result	GF	GA	OT
2026	DSF	Maine	L 3-4	16	20	2-1	2005	DSF	Trenton	L 0-3	6	10	0-2
2024	CF	Florida	L 2-4	10	15	0-0	2004	DSF	Peoria	L 1-3	8	12	0-2
	DF	Norfolk	W 4-2	20	17	1-0	2003	Finals	Columbia	W 4-1	13	7	0-0
	DSF	Maine	W 4-3	15	11	0-0		CF	Cincinnati	W 4-3	23	20	0-0
2023	DSF	Newfoundland	L 1-4	17	34	0-0		DF	Greensboro	W 3-1	14	10	1-1
2019	DSF	Manchester	L 1-4	10	23	0-1		DSF	Trenton	W 3-0	15	6	0-0
2018	CF	Florida	L 1-4	13	19	1-0	2002	CF	Dayton	L 1-3	10	14	0-0
	DF	Manchester	W 4-2	22	14	1-0		DF	Trenton	W 3-0	11	4	1-0
	DSF	Worcester	W 4-2	16	11	0-0		DSF	Charlotte	W 3-2	18	11	0-1
2017	DSF	Manchester	L 2-4	14	17	0-1	1999	CQF	Florida	L 0-3	5	6	0-0
2016	CSF	South Carolina	L 3-4	14	21	1-1		WC	Mobile	W 2-0	9	5	0-0
	CQF	Manchester	W 4-1	15	9	1-0	1998	CQF	Charlotte	L 1-3	12	17	0-1
2014	CSF	Bakersfield	L 1-4	12	14	0-0	1997	2nd	Louisiana	L 2-3	23	24	0-1
	CQF	Ontario	W 4-0	15	7	0-0		1st	Mississippi	W 3-1	14	9	1-0
2013	Finals	Reading	L 1-4	10	22	0-1	1995	2nd	Tallahassee	L 1-3	15	17	1-0
	CF	Idaho	W 4-1	13	9	1-1		1st	Wheeling	W 3-0	20	9	0-0
	CSF	Alaska	W 4-2	20	19	2-0	1994	SF	Raleigh	L 1-3	19	18	0-0
	CQF	Las Vegas	W 4-3	19	22	2-0		2nd	Louisville	W 3-0	16	6	0-0
2012	CSF	Alaska	L 1-4	7	16	1-0		1st	Huntsville	W 2-1	20	10	0-0
	CQF	Colorado	W 3-0	10	5	1-0	1992	SF	Louisville	L 1-3	17	22	0-0
2011	CQF	Utah	L 1-3	7	16	1-0		2nd	Johnstown	W 2-0	15	2	0-0
2010	CF	Idaho	L 2-4	18	23	1-0		1st	Dayton	W 3-0	21	6	0-0
	CSF	Bakersfield	W 4-1	20	14	2-0	1991	1st	Greensboro	L 1-3	12	13	0-1
	CQF	Alaska	W 3-1	23	15	0-0							
2009	DF	Las Vegas	L 3-4	19	21	0-1							
	DSF	Ontario	W 4-3	27	28	1-0							
2008	CQF	Las Vegas	L 2-4	20	21	0-2							
2007	CQF	Idaho	L 2-4	11	18	0-2							

2025-26 Regular Season Statistics

PLAYER	Pos	GP	G	A	PTS	+/-	PIM	PP	PPA	SH	SHA	GW	FG	OT	UA	EN	SOG	SOA	Shots	Sh%
Brannon McManus	F	72	31	36	67	12	40	7	8	0	0	8	5	3	4	2	3	6	177	17.5
Jeremy Hanzel	D	72	8	41	49	-4	10	2	11	0	0	2	0	2	1	0	0	1	130	6.2
Matt Salhany	F	67	17	25	42	-6	6	5	9	0	0	4	4	2	0	2	0	2	144	11.8
Justin Taylor	F	68	20	19	39	6	48	8	7	0	0	2	1	0	1	1	0	1	143	14.0
Alex Campbell	F	46	10	24	34	9	6	2	8	0	0	1	5	0	0	1	0	1	102	9.8
Patrick Grasso	F	49	17	16	33	-5	8	3	9	0	0	0	2	0	0	1	3	3	144	11.8
Tag Bertuzzi	F	38	16	15	31	-4	23	3	6	0	1	4	4	0	0	0	1	1	120	13.3
Brian Carrabes	F	59	12	19	31	8	28	0	1	0	0	1	2	0	1	1	0	1	125	9.6
Grant Loven	F	55	10	15	25	0	42	0	1	1	0	0	2	0	1	1	0	0	75	13.3
Dylan Wendt	F	30	9	12	21	0	4	1	5	0	0	0	2	0	1	0	0	2	78	11.5
Luke Reid	D	60	3	16	19	7	32	2	5	0	1	0	0	0	0	0	0	0	118	2.5
Tyson Fawcett	F	70	9	9	18	-12	47	5	2	0	0	1	1	0	1	1	0	0	78	11.5
Chase McLane	F	67	6	12	18	-4	51	0	0	1	0	1	0	0	0	1	0	0	64	9.4
Ryan Wheeler	D	72	2	16	18	8	74	0	1	0	0	0	1	0	0	0	0	0	93	2.2
Conner Hutchison	D	45	3	13	16	1	40	1	3	0	0	0	0	0	0	0	0	0	40	7.5
Sean Olson	F	36	5	8	13	2	19	0	0	0	0	1	1	1	0	0	0	0	55	9.1
Jacob Graves	D	66	0	13	13	19	205	0	0	0	0	0	0	0	0	0	0	0	54	0.0
Kevin O'Neil	F	18	2	10	12	-8	8	2	4	0	0	0	0	0	0	0	2	2	49	4.1
T.J. Friedmann	F	30	5	5	10	3	4	0	0	0	1	0	2	0	0	0	0	0	30	16.7
Tanner Edwards (total)	F	37	3	6	9	5	72	0	0	0	0	1	0	0	0	0	0	0	27	11.1
TOTALS		46	3	6	9	4	102	0	0	0	0	1	0	0	0	0	0	0	29	10.3
Jackson van de Leest	D	25	5	3	8	-4	18	3	1	0	0	0	2	0	0	0	0	0	52	9.6
Adrien Beraldo	D	20	1	1	2	-11	45	0	0	0	0	1	0	0	0	0	0	0	21	4.8
TOTALS		43	4	2	6	-20	71	0	0	0	0	1	0	0	0	0	0	0	41	9.8
Kishaun Gervais	F	21	2	4	6	-1	56	0	0	0	0	2	0	0	0	0	0	0	27	7.4
Jace Isley	F	6	1	2	3	2	5	0	0	0	0	0	0	0	0	0	0	0	7	14.3
TOTALS		17	1	4	5	1	17	0	0	0	0	0	0	0	0	0	0	0	18	5.6
Ryan Helliwell	D	20	1	2	3	-3	4	0	0	0	0	1	0	0	0	0	0	0	10	10.0
TOTALS		25	1	4	5	-4	6	0	1	0	0	1	0	0	0	0	0	0	13	7.7
Ryan Orgel	D	11	0	4	4	-3	0	0	1	0	0	0	0	0	0	0	0	0	14	0.0
Jimmy Dowd Jr.	D	8	3	0	3	-3	0	0	0	0	0	0	0	0	0	0	0	0	19	15.8
Cam Squires	F	8	2	1	3	0	2	2	1	0	0	0	1	0	0	0	0	1	18	11.1
Greg Smith	F	3	1	2	3	-2	2	0	0	0	0	0	0	0	1	1	0	0	1	100.0
Josh Filmon	F	11	1	2	3	0	2	0	1	0	0	1	0	0	0	0	0	0	20	5.0
Dan Ebrahim	F	14	1	2	3	-3	4	0	0	0	0	0	1	0	0	0	1	1	13	7.7
Jeremy Brodeur	G	41	0	3	3	0	2	0	0	0	0	0	0	0	0	0	0	0	0	0.0
Shane Harper	F	3	1	1	2	1	4	0	0	0	0	1	0	0	1	0	0	0	11	9.1
Pierson Brandon	D	17	0	2	2	2	7	0	0	0	1	0	0	0	0	0	0	0	24	0.0
Michael Herrera	F	3	1	0	1	2	0	0	0	0	0	0	0	0	0	0	0	0	1	100.0
Gavin Yates	F	2	0	1	1	0	0	0	0	0	0	0	0	0	0	0	0	0	1	0.0
Daniel Amesbury	F	23	0	1	1	-5	149	0	0	0	0	0	0	0	0	0	0	0	6	0.0
TOTALS		24	0	1	1	-6	156	0	0	0	0	0	0	0	0	0	0	0	6	0.0
Tyler Brennan	G	28	0	1	1	0	0	0	1	0	0	0	0	0	0	0	0	0	0	0.0
Mac Jansen	F	1	0	0	0	0	0	0	0	0	0	0	0	0	0	0	0	0	0	0.0
Jake Schultz	D	1	0	0	0	0	2	0	0	0	0	0	0	0	0	0	0	0	1	0.0
Kyle Heitzner	F	2	0	0	0	-1	2	0	0	0	0	0	0	0	0	0	0	0	0	0.0
Jakub Málek	G	2	0	0	0	0	0	0	0	0	0	0	0	0	0	0	0	0	0	0.0
Henry Welsch	G	2	0	0	0	0	0	0	0	0	0	0	0	0	0	0	0	0	0	0.0
Dovar Tinling	F	4	0	0	0	-2	0	0	0	0	0	0	0	0	0	0	0	0	3	0.0
Mitchell Becker	D	6	0	0	0	-3	4	0	0	0	0	0	0	0	0	0	0	0	6	0.0
Jacob Slipec	F	6	0	0	0	-4	6	0	0	0	0	0	0	0	0	0	0	0	3	0.0
Benjamin Lindberg	D	9	0	0	0	-3	12	0	0	0	0	0	0	0	0	0	0	0	6	0.0
Mathieu Boislard	D	15	0	0	0	-5	39	0	0	0	0	0	0	0	0	0	0	0	7	0.0
BENCH		72	5				16												5	
TOTALS		**72**	**213**	**362**	**575**	**-9**	**1148**	**46**	**85**	**2**	**4**	**32**	**36**	**8**	**12**	**12**	**10**	**22**	**2122**	**9.8**

GOALIE	GP	MINS	W	L	OTL	SL	SO	EN	GA	GAA	SOG	PSOW	SA	SVS	SV%
Jakub Málek	2	126	1	1	0	0	0	0	4	1.91	0	0	37	33	0.930
Jeremy Brodeur	41	2475	23	12	5	0	1	4	111	2.69	4	4	1207	1096	0.908
Tyler Brennan	28	1663	13	11	3	1	0	6	82	2.96	2	1	800	718	0.898
Henry Welsch	2	125	0	1	1	0	0	0	8	3.85	0	0	51	43	0.843
Empty Net		34							10				10		
TEAM TOTALS	**72**	**4389**	**37**	**24**	**10**	**1**	**1**	**10**	**215**	**2.92**	**6**	**5**	**2125**	**1910**	**0.899**

2026 Kelly Cup Playoffs Statistics

PLAYER	Pos	GP	G	A	PTS	+/-	PIM	PP	PPA	SH	SHA	GW	FG	OT	UA	EN	Shots	Sh%
Justin Taylor	F	7	4	3	7	1	2	2	0	0	0	1	1	1	0	0	13	30.8
Tag Bertuzzi	F	7	3	4	7	0	2	1	0	0	0	0	1	0	0	0	24	12.5
Matt Salhany	F	7	3	2	5	2	0	0	1	0	0	1	0	0	0	1	15	20.0
Jeremy Hanzel	D	7	1	3	4	-4	9	0	2	0	0	1	0	1	0	0	10	10.0
Brannon McManus	F	5	0	4	4	1	2	0	0	0	0	0	0	0	0	0	5	0.0
Jackson van de Leest	D	7	1	2	3	-1	14	0	0	0	0	0	0	0	0	0	6	16.7
Ryan Wheeler	D	7	1	2	3	4	8	0	0	0	0	0	0	0	0	0	7	14.3
Tanner Edwards	F	4	1	1	2	-1	15	0	0	0	0	0	0	0	0	0	1	100.0
Alex Campbell	F	7	0	2	2	5	2	0	0	0	0	0	0	0	0	0	7	0.0
Kevin O'Neil	F	7	0	2	2	-5	0	0	2	0	0	0	0	0	0	0	7	0.0
Adrien Beraldo	D	4	1	0	1	-1	0	0	0	0	0	0	0	0	0	0	6	16.7
Grant Loven	F	4	1	0	1	1	2	0	0	0	0	0	1	0	0	0	4	25.0
Tyson Fawcett	F	6	0	1	1	-1	2	0	0	0	0	0	0	0	0	0	8	0.0
Dylan Wendt	F	6	0	1	1	-3	0	0	0	0	0	0	0	0	0	0	9	0.0
Conner Hutchison	D	7	0	1	1	0	0	0	1	0	0	0	0	0	0	0	10	0.0
Jace Isley	F	7	0	1	1	-1	2	0	0	0	0	0	0	0	0	0	8	0.0
Mitchell Becker	D	1	0	0	0	-1	0	0	0	0	0	0	0	0	0	0	0	0.0
Brian Carrabes	F	1	0	0	0	-1	0	0	0	0	0	0	0	0	0	0	2	0.0
Luke Reid	D	2	0	0	0	-1	2	0	0	0	0	0	0	0	0	0	6	0.0
Josh Filmon	F	3	0	0	0	0	2	0	0	0	0	0	0	0	0	0	2	0.0
Chase McLane	F	6	0	0	0	-3	0	0	0	0	0	0	0	0	0	0	2	0.0
Jeremy Brodeur	G	7	0	0	0	0	0	0	0	0	0	0	0	0	0	0	0	0.0
Patrick Grasso	F	7	0	0	0	-7	4	0	0	0	0	0	0	0	0	0	15	0.0
Jacob Graves	D	7	0	0	0	1	12	0	0	0	0	0	0	0	0	0	8	0.0
BENCH		7	0				0										0	
TEAM TOTALS		**7**	**16**	**29**	**45**	**-15**	**80**	**3**	**6**	**0**	**0**	**3**	**3**	**2**	**0**	**1**	**175**	**9.1**

GOALIE	GP	MINS	W	L	SO	EN	GA	GAA	SA	SVS	SV%
Jeremy Brodeur	7	434	3	4	0	2	18	2.49	244	226	0.926
Empty Net		7					2		2		
TEAM TOTALS	**7**	**434**	**3**	**4**	**0**	**2**	**20**	**2.72**	**246**	**226**	**0.919**

Sylvain Cloutier
Head Coach/Director of Hockey Operations

Sylvain Cloutier was named the fifth head coach in Adirondack Thunder history on July 8, 2025. The 52-year-old returned to Glens Falls after beginning his professional career with the Adirondack Red Wings in the 1993-94 season. The native of Mont-Laurier, Quebec played 287 games with Adirondack and totaled 148 points (45g-103a) from 1993-98. Cloutier returned to Adirondack in 2003 and played three seasons with the Frostbite in the United Hockey League. During his playing career, Cloutier was drafted by the Detroit Red Wings in 1992 and played in seven NHL games with the Chicago Blackhawks during the 1998-1999 season. In 565 AHL games with Adirondack, Albany, Houston and Syracuse, Cloutier had 274 points (86g-186a). He also served as a captain and won a Calder Cup with Houston during the 2002-2003 season.Following his playing career, was inducted into the Adirondack Hockey Hall of Fame as part of the 2020 class. Cloutier got behind the bench during the 2008-09 season with the Corpus Christi IceRays in the Central Hockey League before heading overseas to coach the Hull Stingrays in the EIHL from 2009-14. Cloutier returned to Canada to be the head coach and general manager of the Essa Stallions in the CPJHL and led the Stallions to a 106-21-3 record over his three seasons as Head Coach and earned back-to-back CPJHL Championships in 2018 and 2019 while also collecting the 2017-18 regular season championship with a 42-2-0 record. Cloutier returned to Corpus Christi in the 2022-23 season and this past year, he helped lead the IceRays to their best regular season in team history in the North American Hockey League with a 35-19-2-3 record.

Coaching Record		**Regular Season**				**Playoffs**		
Season	**Team**	**Games**	**W**	**L**	**T**	**Games**	**W**	**L**
2008-09	Corpus Christi (CHL)	50	21	25	4	--	--	--
2009-10	Hull (EIHL)	56	19	32	5	2	0	2
2010-11	Hull (EIHL)	54	23	28	3	2	0	2
2011-12	Hull (EIHL)	54	16	34	4	3	2	1
2012-13	Hull (EIHL)	52	17	26	9	--	--	--
2013-14	Hull (EIHL)	52	24	24	4	2	0	2
2022-23	Corpus Christi (NAHL)	60	11	42	7	--	--	--
2023-24	Corpus Christi (NAHL)	60	19	35	6	--	--	--
2024-25	Corpus Christi (NAHL)	59	35	19	5	8	5	3
2025-26	**Adirondack Thunder (ECHL)**	**72**	**37**	**24**	**11**	**7**	**3**	**4**
	ECHL Totals	**72**	**37**	**24**	**11**	**7**	**3**	**4**

Coaching History

Year	**Coach**	**STD**	**W**	**L**	**T**	**PTS**	**Playoffs**
2025-26	Sylvain Cloutier	3-N	37	24	11	85	Lost Division Semifinals
2024-25	Pete MacArthur	7-N	26	41	5	57	Out of Playoffs
2023-24	Pete MacArthur	1-N	43	18	11	97	Lost Conference Finals
2022-23	Pete MacArthur	4-N	32	29	11	75	Lost Division Semifinals
2021-22	Alex Loh	6-N	27	40	4	58	Out of Playoffs
2019-20	Alex Loh	5-N	22	28	13	57	No Playoffs due to COVID-19
2018-19	Alex Loh	2-N	37	26	9	83	Lost Division Semifinals
2017-18	Brad Tapper	1-N	41	24	7	89	Lost Conference Finals
2016-17	Cail MacLean	1-N	41	20	11	93	Lost Division Semifinals
2015-16	Cail MacLean	2-E	38	28	6	82	Lost Conference Semifinals
2014-15^	Rich Kromm	7-P	21	49	2	44	Out of Playoffs
2013-14^	Rich Kromm	3-P	33	31	8	74	Lost Conference Semifinals
2012-13^	Matt Thomas	2-P	37	26	9	83	Lost Kelly Cup Finals
2011-12^	Matt Thomas	3-P	34	33	5	73	Lost Conference Semifinals
2010-11^	Matt Thomas	2-P	37	23	12	86	Lost Conference Quarterfinals
2009-10^	Matt Thomas	3-P	33	29	10	76	Lost Conference Finals
2008-09^	Matt Thomas	4-P	22	16	3	47	Lost Division Finals
	Chris Cichocki		10	17	4	24	
2007-08^	Chris Cichocki	4-P	27	40	5	59	Lost Conference Quarterfinals
2006-07^	Chris Cichocki	3-P	38	24	10	86	Lost Conference Quarterfinals
2005-06^	Chris Cichocki	5-P	18	40	14	50	Out of Playoffs
2004-05$	Matt Thomas	3-N	42	22	8	92	Lost Division Semifinals
2003-04$	Mike Haviland	2-N	47	19	6	100	Lost Divison Semifinals
2002-03$	Mike Haviland	1-NE	41	19	12	94	Won Kelly Cup
2001-02$	Mike Haviland	3-NE	42	22	8	92	Lost Conference Finals
2000-01*	Mike Zruna	8-SW	28	40	4	60	Out of Playoffs
1999-00*	Dennis Desrosiers	8-SW	29	37	4	62	Out of Playoffs
1998-99*	Dennis Desrosiers	3-SW	37	29	4	78	Lost Conference Quarterfinals
1997-98*	Dennis Desrosiers	2-SW	39	23	8	86	Lost Conference Quarterfinals
1996-97*	Dennis Desrosiers	2-S	36	25	9	81	Lost Second Round
1995-96*	Phil Roberto	6-S	20	23	2	42	Out of Playoffs
	Jerome Bechard		2	1	0	4	
	Dennis Desrosiers		4	15	3	11	
1994-95*	Phil Roberto	6-S	26	38	4	56	Lost Second Round
1993-94*	Phil Roberto	2-W	44	20	4	92	Lost Semifinals
1992-93*	Bruce Garber	6-W	30	29	5	65	Out of Playoffs
1991-92#	Dennis Desrosiers	2-W	36	20	8	80	Lost Semifinals
1990-91#	Dennis Desrosiers	2-W	37	24	3	77	Lost First Round

* - Birmingham Bulls # - Cincinnati Cyclones $ - Atlantic City Boardwalk Bullies ^ - Stockton Thunder

2026-27 Schedule

Sat.	**Oct. 17**	**Trenton**	**Sun.**	**Dec. 20**	**Trenton**	Sat.	Feb. 13	at Norfolk
Sat.	Oct. 24	at Trenton	**Sat.**	**Dec. 26**	**Maine**	**Fri.**	**Feb. 19**	**Indy**
Fri.	**Oct. 30**	**Worcester**	Sun.	Dec. 27	at Maine	**Sat.**	**Feb. 20**	**Indy**
Sat.	Oct. 31	at Trenton	Tue.	Dec. 29	at Worcester	**Sun.**	**Feb. 21**	**Reading**
Mon.	Nov. 2	at Worcester	**Thu.**	**Dec. 31**	**Greensboro**	Fri.	Feb. 26	at Maine
Fri.	Nov. 6	at Trois-Rivières	**Sat.**	**Jan. 2**	**Greensboro**	**Sat.**	**Feb. 27**	**Kalamazoo**
Sat.	Nov. 7	at Trois-Rivières	**Sun.**	**Jan. 3**	**Greensboro**	**Sun.**	**Feb. 28**	**Kalamazoo**
Fri.	**Nov. 13**	**Norfolk**	Fri.	Jan. 8	at Trois-Rivières	Fri.	Mar. 6	at Bloomington
Sat.	**Nov. 14**	**Norfolk**	**Sat.**	**Jan. 9**	**Trois-Rivières**	Sat.	Mar. 7	at Bloomington
Sun.	**Nov. 15**	**Norfolk**	**Sun.**	**Jan. 10**	**Trois-Rivières**	Wed.	Mar. 10	at Trois-Rivières
Tue.	Nov. 17	at Reading	Fri.	Jan. 15	at Trenton	**Fri.**	**Mar. 12**	**Trois-Rivières**
Fri.	Nov. 20	at Trois-Rivières	Sat.	Jan. 16	at Worcester	**Sat.**	**Mar. 13**	**Trois-Rivières**
Sat.	Nov. 21	at Trois-Rivières	Sun.	Jan. 17	at Worcester	**Sun.**	**Mar. 14**	**Trenton**
Wed.	**Nov. 25**	**Trois-Rivières**	Fri.	Jan. 22	at Greensboro	**Fri.**	**Mar. 19**	**Trenton**
Fri.	**Nov. 27**	**Maine**	Sat.	Jan. 23	at Greensboro	Sat.	Mar. 20	at Maine
Sat.	**Nov. 28**	**Maine**	Sun.	Jan. 24	at Greensboro	Fri.	Mar. 26	at Reading
Sun.	**Nov. 29**	**Maine**	**Fri.**	**Jan. 29**	**Reading**	Sat	Mar. 27	at Reading
Fri.	**Dec. 4**	**Reading**	**Sat.**	**Jan. 30**	**Reading**	**Fri.**	**Mar. 31**	**New Mexico**
Sat.	**Dec. 5**	**Reading**	**Sun.**	**Jan. 31**	**Reading**	**Sat.**	**Apr. 2**	**New Mexico**
Sun.	**Dec. 6**	**Maine**	Wed.	Feb. 3	at Trois-Rivières	**Sat.**	**Apr. 3**	**New Mexico**
Wed.	Dec. 9	at New Mexico	**Fri.**	**Feb. 5**	**Worcester**	Sun.	Apr. 4	at Maine
Fri.	Dec. 11	at New Mexico	Sat.	Feb. 6	at Maine	Fri.	Apr. 9	at Worcester
Sat.	Dec. 12	at New Meixco	Tue.	Feb. 9	at Reading	Sat.	Apr. 10	at Maine
Fri.	Dec. 18	at Worcester	Fri.	Feb. 12	at Norfolk	**Sun.**	**Apr. 11**	**Maine**

2025-26 Results

Oct. 19	at Worceser	5-3	Jan. 3	at Maine	4-2	Mar. 13	at Wheeling	0-4
Oct. 24	at Trois-Rivières	1-3	**Jan. 7**	**Worcester**	**4-1**	Mar. 14	at Wheeling	2-4
Oct. 25	**Trois-Rivières**	**4-1**	**Jan. 9**	**Norfolk**	**1-6**	**Mar. 18**	**Maine**	**2-1***
Oct. 31	**Maine**	**1-2#**	**Jan. 10**	**Norfolk**	**3-4***	Mar. 20	at Reading	4-3#
Nov. 1	at Maine	3-2#	**Jan. 16**	**Trois-Rivières**	**3-4***	**Mar. 21**	**Reading**	**4-3***
Nov. 7	at Norfolk	1-4	Jan. 17	at Trois-Rivières	3-1	Mar. 22	at Worcester	3-4
Nov. 8	at Norfolk	2-3*	Jan. 18	at Trois-Rivières	0-3	**Mar. 27**	**Kalamazoo**	**3-4**
Nov. 9	at Norfolk	6-2	Jan. 23	at Greensboro	2-5	**Mar. 28**	**Kalamazoo**	**1-6**
Nov. 14	**Reading**	**4-3***	Jan. 24	at Greensboro	4-1	**Mar. 29**	**Kalamazoo**	**1-2**
Nov. 15	at Reading	3-7	Jan. 28	at Trois-Rivières	4-1	Apr. 3	at Norfolk	5-6
Nov. 21	at Indy	1-2	**Jan. 30**	**Maine**	**4-2**	Apr. 4	at Norfolk	2-3*
Nov. 22	at Indy	1-0#	**Jan. 31**	**Maine**	**3-6**	Apr. 8	at Maine	6-5#
Nov. 26	**Trois-Rivières**	**2-3***	**Feb. 1**	**Maine**	**6-3**	Apr. 10	at Trois-Rivières	4-3
Nov. 28	**Worcester**	**2-1***	**Feb. 4**	**Worcester**	**4-3***	**Apr. 11**	**Trois-Rivières**	**4-3**
Nov. 29	**Worcester**	**2-5**	Feb. 6	at Trois-Rivières	5-3	**Apr. 12**	**Trois-Rivières**	**1-5**
Nov. 30	**Worcester**	**1-4**	Feb. 13	at Atlanta	4-1	**Apr. 17**	**Trois-Rivières**	**7-5**
Dec. 5	**Maine**	**5-1**	Feb. 14	at Atlanta	5-2	Apr. 18	at Worcester	2-3*
Dec. 6	at Maine	2-1*	Feb. 16	at Atlanta	4-3#	Apr. 19	at Worcester	3-4*
Dec. 10	**Worcester**	**3-2**	**Feb. 20**	**Greensboro**	**4-3**	+Apr. 24	at Maine	1-2*
Dec. 12	**Wheeling**	**0-3**	**Feb. 21**	**Greensboro**	**4-2**	+Apr. 25	at Maine	3-2
Dec. 13	**Wheeling**	**3-1**	**Feb. 22**	**Greensboro**	**5-2**	**+Apr. 29**	**Maine**	**2-5**
Dec. 17	at Reading	1-2*	**Feb. 25**	**Reading**	**5-4***	**+May 1**	**Maine**	**4-5**
Dec. 19	at Reading	3-5	**Feb. 27**	**Maine**	**0-5**	**+May 2**	**Maine**	**3-2***
Dec. 20	**Reading**	**4-2**	**Feb. 28**	**Trois-Rivières**	**3-4**	+May 5	at Maine	2-1*
Dec. 21	**Norfolk**	**7-3**	Mar. 1	at Worcester	0-1*	+May 6	at Maine	1-3
Dec. 31	**Maine**	**3-2***	Mar. 8	at Maine	3-4*			
Jan. 2	at Maine	4-1	Mar. 10	at Maine	1-2*			

* - Overtime # - Shootout + - Kelly Cup Playoffs

Tadd Sipowicz
Interim President

Tadd Sipowicz is the interim President of the Adirondack Thunder after most recently serving as the team's Chief Revenue Officer. Sipowicz has been a key figure in the organization since joining full-time in the 2016-17 season. His leadership has driven significant revenue growth through innovative corporate partnerships and ticket sales strategies, forging strong community ties with local businesses. A native of Hudson Falls, New York, Sipowicz is deeply rooted in the region. Beyond his role with the Thunder, Sipowicz owned the Adirondack Jr. Thunder, a junior hockey team in the Eastern Hockey League Premier, which he established in 2022 to nurture local talent. Known for his community engagement, Sipowicz has spearheaded initiatives like charitable donations and events supporting Glens Falls Hospital and other local causes, earning praise for strengthening the Thunder's regional impact.

1 Civic Center Plaza, Glens Falls, NY 12801

Office . . . . . (518) 480-3355
Arena . . . . . .Harding Mazzotti Arena
Radio Station . . . . . .Hits 95.9
Team Colors . . . . . .Red, Black, Gray
Email . . . . . .info@echlthunder.com
Capacity 4,850
Broadcaster . . . . . .Rob Lippolis

Team Directory

Interim President . . . . . Tadd Sipowicz
Director, Ticket Sales and Service . . . . . .Sean Driscoll
Director, Communications & Broadcasting . . . . . .Rob Lippolis
Director, Group Sales . . . . . .Jeff Casey
Director, Finance . . . . . .Chris Chernek
Director, Events & Premium Services . . . . . Alexis Macy
Executive Assistant . . . . . .Rachel Scuderi
Director, Sales & Community Relations . . . . . .Zach Walker
Data Analysis/Digital Media . . . . . .Brennan Dowd
Ticket Account Executive . . . . . .Patrick Erway
Head Coach & Director of Hockey Operations . . . . . .Sylvain Cloutier
Associate Head Coach . . . . . .Ben Holmstrom
Athletic Trainer . . . . . .Niklas McKone
Equipment Manager . . . . . .Freddy Peters

Allen Americans

NHL Affiliate: Ottawa Senators

AHL Affiliate: Belleville Senators

Year-by-Year Record

		Home					Away					Overall							
Season	GP	W	L	T	OT	SO	W	L	T	OT	SO	W	L	T	OT	SO	GF	GA	PTS
2025-26	72	24	9	3	2-3	1-0	19	14	3	2-3	2-0	43	23	6	4-6	3-0	268	209	92
2024-25	72	7	24	5	2-4	0-1	9	21	6	1-4	0-2	16	45	11	2-5	1-6	175	311	43
2023-24	72	17	18	1	1-1	2-0	16	17	3	4-2	0-1	33	35	4	5-3	2-1	233	276	70
2022-23	72	18	15	3	2-2	1-1	19	17	0	3-0	1-0	37	32	3	5-2	2-1	260	263	77
2021-22	72	20	13	3	3-3	1-0	15	15	6	0-5	1-1	35	28	9	3-8	2-1	240	244	79
2020-21	72	26	7	3	2-2	3-1	19	16	1	3-1	1-0	45	23	4	5-3	3-1	236	196	94
2019-20	62	22	7	2	7-2	0-0	18	7	6	5-4	1-2	40	14	8	8-4	1-2	247	195	88
2018-19	72	15	20	1	2-2	1-3	10	21	5	1-3	1-2	25	41	6	3-4	4-2	208	269	56
2017-18	72	19	11	6	3-5	1-1	16	18	2	0-1	2-1	35	29	8	3-6	3-2	235	232	78
2016-17	72	25	8	3	1-2	1-1	24	9	3	6-2	1-1	49	17	6	7-4	2-2	294	203	104
2015-16	72	22	10	4	0-2	2-2	19	14	3	3-1	1-2	41	24	7	3-3	3-4	222	204	89
2014-15	72	24	6	6	2-5	1-1	24	8	4	1-1	2-2	48	14	10	3-3	3-4	292	203	106

T - Includes Overtime and Shootout Losses

Year-by-Year Results

Season	Finished	Result	Season	Finished	Result
2026	2nd, Mountain	Lost Division Finals	2020	1st, Mountain	No Playoffs due to COVID-19
2025	7th, Mountain	Out of Playoffs	2019	7th, Mountain	Out of Playoffs
2024	3rd, Mountain	Lost Division Semifinals	2018	3rd, Mountain	Lost Division Semifinals
2023	2nd, Mountain	Lost Division Finals	2017	1st, Mountain	Lost Division Finals
2022	3rd, Mountain	Lost Division Semifinals	2016	2nd, Central	Won Kelly Cup
2021	1st, Western	Lost Conference Finals	2015	1st, Central	Won Kelly Cup

All-Time Record vs. Other Clubs

Team	W-L-T	Team	W-L-T	Team	W-L-T	Team	W-L-T
Adirondack	4-0-1	Greenville	1-2-0	New Mexico	0-0-0	Tahoe	3-4-3
Atlanta	1-3-1	Idaho	25-32-13	Norfolk	4-1-0	Toledo	2-1-1
Bloomington	0-0-0	Indy	6-3-0	Orlando	2-1-2	Trenton	0-0-0
Cincinnati	3-6-4	Jacksonville	1-3-0	Rapid City	64-29-3	Trois-Rivieres	0-0-0
Florida	3-3-0	Kalamazoo	3-4-0	Reading	2-6-0	Tulsa	82-63-14
Fort Wayne	2-6-1	Kansas City	57-55-7	Savannah	2-0-1	Wheeling	0-1-0
Greensboro	3-0-0	Maine	0-0-0	South Carolina	1-4-0	Wichita	99-42-15
						Worcester	1-3-1

Web - AllenAmericans.com

Club Records

Players

Most Points, Season	125	Chad Costello, 2014-15
Most Points, Game	6	Chad Costello at Tulsa, Jan. 16, 2022
Most Goals, Season	49	Hank Crone, 2022-23
Most Goals, Game	4	Greger Hanson at Rapid City, Feb. 10, 2017
		Jack Combs vs. Quad City, Dec. 10, 2014
Most Assists, Season	89	Chad Costello, 2016-17
Most Assists, Game	4	four times, most recent:
		Chad Costello at Tulsa, Jan. 16, 2022
Most PIM, Season	256	Brett Lyon, 2014-15
Most PIM, Game	30	Mikael Robidoux vs. Fort Wayne, Feb. 11, 2023

Goaltenders

Most Appearances	50	Riley Gill, 2014-15
Most Minutes	2,868	Riley Gill, 2014-15
Most Wins	33	Riley Gill, 2014-15
Most Losses	18	Anson Thornton, 2024-25
Most OT/SO Losses	7	Anson Thornton, 202-25
Most Shots	1,435	Riley Gill, 2014-15
Most Saves	1,311	Riley Gill, 2014-15
Most Shutouts	7	Riley Gill, 2016-17
Lowest GAA	2.22	Riley Gill, 2016-17
Best Save Percentage	.935	Riley Gill, 2016-17

Team

Most Points	106	2014-15
Fewest Points	43	2024-25
Most Wins	49	2016-17
Fewest Wins	16	2024-25
Most Losses	41	2018-19
Fewest Losses	14	2014-15
Most Goals Scored	294	2016-17
Fewest Goals Against	196	2020-21
Most Penalty Minutes	1,691	2018-19

Longest Winning Streak

Overall	9	Dec. 31, 2014-Jan. 19, 2015
Home	11	Dec. 20, 2014-Jan. 29, 2015
Road	8	Feb. 8-Mar. 12, 2017

Longest Winless Streak

Overall	12	Feb. 2-Mar. 1, 2025
Home	10	Feb. 7-Mar. 16, 2025
Road	12	Jan. 10-Mar. 1, 2025

Regular Season Attendance Record
6,275, three times most recent:
vs. Greensboro, Apr, 2, 2026

Postseason Game Attendance Record
6,146 vs. Kansas City, May 16, 2026

Regular Season Attendance Record
174,427, 2025-26

Playoff Record vs. Current Teams

	Series	W	L	GP	W	L	GF	GA	Last Mtg	Rnd	Result
Fort Wayne	2	1	1	9	5	4	36	30	2021	CF	L 1-3
Idaho	5	2	3	29	13	16	84	105	2026	DSF	W 4-1
Kansas City	3	2	1	16	8	8	47	31	2026	DF	L 0-4
Rapid City	2	1	1	11	5	6	40	40	2022	DSF	W 4-1
South Carolina	1	1	0	7	4	3	22	19	2015	Finals	W 4-3
Tulsa	1	1	0	5	4	1	18	14	2015	DSF	W 4-1
Utah	2	2	0	8	7	1	29	16	2021	CSF	W 3-0
Wheeling	1	1	0	6	4	2	24	19	2016	Finals	W 4-2

All-Time Playoff Results

Year	Round	Opponent	Result	GF	GA	OT	Year	Round	Opponent	Result	GF	GA	OT
2026	DF	Kansas City	L 0-4	8	15	0-0	2016	Finals	Wheeling	W 4-2	24	19	1-0
	DSF	Idaho	W 4-1	20	14	1-0		CF	Fort Wayne	W 4-1	22	16	2-0
2024	DSF	Idaho	L 1-4	14	22	0-1		CSF	Missouri	W 4-2	19	12	0-0
2023	DF	Idaho	L 1-4	16	28	0-0		CQF	Idaho	W 4-3	16	19	1-0
	DSF	Kansas City	W 4-2	13	11	1-0	2015	Finals	South Carolina	W 4-3	22	19	2-0
2022	DSF	Rapid City	L 1-4	21	11	1-0		CF	Ontario	W 4-3	20	18	0-0
2021	CF	Fort Wayne	L 1-3	14	14	0-2		DF	Rapid City	W 4-2	29	19	0-0
	CSF	Utah	W 3-0	11	6	1-0		DSF	Tulsa	W 4-1	18	14	1-0
2018	DSF	Idaho	L 3-4	19	22	0-0							
2017	DF	Colorado	L 2-4	16	18	0-0							
	DSF	Utah	W 4-1	18	10	0-0							

2025-26 Regular Season Statistics

PLAYER	Pos	GP	G	A	PTS	+/-	PIM	PP	PPA	SH	SHA	GW	FG	OT	UA	EN	SOG	SOA	Shots	Sh%
Brayden Watts	RW	71	24	51	75	12	12	5	20	1	1	4	3	1	0	3	0	1	182	13.2
Danny Katic	LW	62	38	32	70	21	109	11	7	0	1	6	2	0	1	4	1	1	146	26.0
Colton Hargrove	C	69	26	35	61	22	60	10	15	0	0	6	1	0	1	1	1	1	242	10.7
Harrison Blaisdell	LW	72	32	26	58	14	44	8	4	2	1	3	4	1	0	3	0	0	177	18.1
Michael Gildon	C	72	21	34	55	21	42	5	8	0	0	2	2	1	2	0	3	3	196	10.7
Sam Sedley	D	66	8	47	55	22	26	3	27	0	0	4	3	0	0	0	0	0	117	6.8
Hank Crone	LW	63	13	37	50	-12	24	2	18	0	0	3	0	0	1	1	1	2	152	8.6
Colby McAuley	LW	62	25	23	48	8	61	5	4	2	0	1	5	0	3	3	0	0	177	14.1
Andre Anania	D	66	6	36	42	22	63	0	9	0	1	1	2	1	0	0	0	0	144	4.2
Spencer Asuchak	C	52	13	19	32	-2	42	4	2	0	0	3	5	0	0	0	0	0	102	12.7
Ty Prefontaine	D	46	8	15	23	25	22	1	1	0	0	2	0	0	0	0	0	0	97	8.2
Maxim Barbashev	LW	14	2	2	4	3	4	0	0	0	0	0	0	0	0	0	0	0	18	11.1
TOTALS		50	9	12	21	11	31	0	1	0	0	2	1	1	3	0	0	1	63	14.3
Quinn Warmuth	D	65	7	13	20	7	14	0	0	0	0	1	2	0	1	1	0	0	107	6.5
Kevin Gursoy	RW	40	3	12	15	5	30	0	0	0	0	0	0	0	0	0	0	0	31	9.7
TOTALS		49	3	17	20	-2	30	0	2	0	0	0	0	0	0	0	0	0	43	7.0
Brad Morrison	RW	32	4	10	14	1	37	0	0	0	0	1	0	0	0	0	0	0	33	12.1
Thomas Caron	LW	30	4	9	13	3	42	0	0	0	0	1	1	0	1	0	0	0	79	5.1
Lukas Sillinger	LW	21	2	10	12	0	2	0	1	0	0	0	1	0	0	0	0	0	38	5.3
TOTALS		28	2	11	13	-3	2	0	2	0	0	0	1	0	0	0	0	0	47	4.3
Anthony Costantini	D	63	2	10	12	4	10	0	1	0	0	1	1	0	0	0	0	0	49	4.1
Braidan Simmons-Fischer	D	40	1	9	10	2	94	0	0	0	0	0	1	0	0	0	0	0	37	2.7
Jackson Decker	D	57	1	8	9	-2	20	0	0	0	0	0	0	0	1	0	0	0	54	1.9
Jake Chiasson	RW	14	2	6	8	2	12	0	0	0	1	0	0	0	0	0	0	0	21	9.5
Trevor LeDonne	D	30	2	5	7	3	16	0	0	0	0	0	0	0	0	0	0	0	35	5.7
TOTALS		32	2	5	7	2	16	0	0	0	0	0	0	0	0	0	0	0	37	5.4
Sam Stange	F	8	5	1	6	1	0	3	0	0	0	0	1	0	0	1	0	0	31	16.1
Jax Dubois	C	11	5	0	5	-1	6	1	0	0	0	0	2	0	0	0	0	0	21	23.8
Mark Duarte	C	9	3	2	5	0	0	0	1	0	0	0	0	0	1	1	0	1	34	8.8
Chase Maxwell	LW	44	2	3	5	2	2	0	0	0	0	0	0	0	0	0	0	0	17	11.8
Kevin Spinozzi	D	12	1	3	4	-6	10	1	0	0	0	0	0	0	0	0	0	0	24	4.2
Matt Register	D	4	2	1	3	-1	2	1	0	0	0	0	0	0	1	0	0	0	14	14.3
David Tendeck	G	16	0	2	2	0	0	0	0	0	0	0	0	0	0	0	0	0	0	0.0
Landen Hookey	RW	5	1	0	1	0	0	0	0	0	0	0	0	0	0	0	0	0	7	14.3
Avery Smith	RW	7	1	0	1	0	7	0	0	0	0	1	0	0	0	0	0	0	2	50.0
Nikita Susuyev	RW	2	0	0	0	0	0	0	0	0	0	0	0	0	0	0	0	0	2	0.0
TOTALS	RW	7	1	0	1	0	2	0	0	0	0	0	0	0	0	0	0	0	7	14.3
Troy Murray	D	21	1	0	1	-3	32	0	0	0	0	0	0	0	0	0	0	0	9	11.1
Timofey Spitserov	RW	13	0	1	1	-4	0	0	0	0	0	0	0	0	0	0	0	0	10	0.0
TOTALS		15	0	1	1	-4	0	0	0	0	0	0	0	0	0	0	0	0	12	0.0
Divyne Apollon	LW	2	0	0	0	0	2	0	0	0	0	0	0	0	0	0	0	0	0	0.0
Djibril Touré	D	5	0	0	0	2	10	0	0	0	0	0	0	0	0	0	0	0	6	0.0
Mike Greco	D	7	0	0	0	0	4	0	0	0	0	0	0	0	0	0	0	0	11	0.0
Malik Johnson	RW	7	0	0	0	-2	19	0	0	0	0	0	0	0	0	0	0	0	3	0.0
Brett Mirwald	G	7	0	0	0	0	0	0	0	0	0	0	0	0	0	0	0	0	0	0.0
Jackson Parsons	G	22	0	0	0	0	2	0	0	0	0	0	0	0	0	0	0	0	0	0.0
Marco Costantini	G	33	0	0	0	0	0	0	0	0	0	0	0	0	0	0	0	0	0	0.0
BENCH		72	3				17												3	
TEAMTOTALS		**72**	**268**	**462**	**730**	**169**	**899**	**60**	**118**	**5**	**5**	**40**	**36**	**4**	**13**	**18**	**6**	**9**	**2428**	**10.9**

GOALIE	GP	MINS	W	L	OTL	SL	SO	EN	GA	GAA	SOGP	SOW	SA	SVS	SV%
Brett Mirwald	7	381	5	0	1	0	2	0	10	1.58	0	0	201	191	0.950
Jackson Parsons	22	1246	11	9	1	0	1	7	50	2.41	2	2	653	603	0.923
Marco Costantini	33	1865	20	8	4	0	2	4	88	2.83	0	0	1062	974	0.917
David Tendeck	16	848	7	6	0	0	2	2	48	3.40	1	1	543	495	0.912
Empty Net		30							13				13		
TEAM TOTALS	**72**	**4340**	**43**	**23**	**6**	**0**	**7**	**13**	**209**	**2.87**	**3**	**3**	**2472**	**2263**	**0.915**

2026 Kelly Cup Playoffs Statistics

PLAYER	Pos	GP	G	A	PTS	+/-	PIM	PP	PPA	SH	SHA	GW	FG	OT	UA	EN	Shots	Sh%
Danny Katic	RW	9	6	7	13	4	28	3	2	0	0	1	0	0	0	1	21	28.6
Brayden Watts	RW	9	4	8	12	3	2	0	5	0	0	0	1	0	0	1	25	16.0
Colton Hargrove	C	9	5	3	8	-2	14	2	2	0	0	1	1	0	0	0	18	27.8
Sam Sedley	D	9	2	5	7	3	16	1	1	1	0	0	0	0	1	1	16	12.5
Colby McAuley	RW	9	2	4	6	-3	16	0	0	0	0	1	0	1	1	1	14	14.3
Andre Anania	D	8	1	3	4	-4	20	1	2	0	0	0	1	0	0	0	16	6.3
Riley Kidney	C	4	2	1	3	1	0	1	0	0	0	0	0	0	0	0	9	22.2
Mark Duarte	C	7	1	2	3	-1	0	0	1	0	0	1	0	0	0	0	23	4.3
Landen Hookey	C	9	1	2	3	-3	12	0	1	0	0	0	0	0	0	0	19	5.3
Ty Prefontaine	D	9	1	2	3	1	6	0	0	0	0	0	0	0	0	0	24	4.2
Maxim Barbashev	LW	9	1	1	2	0	2	0	0	0	0	0	0	0	0	0	13	7.7
Djibril Touré	D	9	1	1	2	-1	16	0	0	0	0	0	0	0	0	0	17	5.9
Harrison Blaisdell	LW	9	0	2	2	-3	14	0	0	0	0	0	0	0	0	0	15	0.0
Anthony Costantini	D	9	0	2	2	1	0	0	0	0	0	0	0	0	0	0	3	0.0
Spencer Asuchak	LW	9	1	0	1	0	30	0	0	0	0	0	0	0	0	0	9	11.1
Hank Crone	LW	3	0	1	1	-1	0	0	0	0	0	0	0	0	0	0	3	0.0
Jax Dubois	C	9	0	1	1	-3	2	0	0	0	0	0	0	0	0	0	5	0.0
Michael Gildon	C	9	0	1	1	-1	10	0	1	0	0	0	0	0	0	0	11	0.0
Marco Costantini	G	2	0	0	0	0	0	0	0	0	0	0	0	0	0	0	0	0.0
Brett Mirwald	G	4	0	0	0	0	0	0	0	0	0	0	0	0	0	0	0	0.0
Lukas Sillinger	RW	4	0	0	0	1	2	0	0	0	0	0	0	0	0	0	0	0.0
Jackson Decker	D	5	0	0	0	-2	0	0	0	0	0	0	0	0	0	0	1	0.0
Jackson Parsons	G	5	0	0	0	0	0	0	0	0	0	0	0	0	0	0	0	0.0
Quinn Warmuth	D	5	0	0	0	1	2	0	0	0	0	0	0	0	0	0	13	0.0
BENCH		9	0				0										0	
TEAM TOTALS		**9**	**28**	**46**	**74**	**-9**	**192**	**8**	**15**	**1**	**0**	**4**	**3**	**1**	**2**	**4**	**275**	**10.2**

GOALIE	GP	MINS	W	L	SO	EN	GA	GAA	SA	SVS	SV%
Marco Costantini	2	91	1	0	0	0	4	2.65	46	42	0.913
Jackson Parsons	5	278	1	4	0	1	14	3.02	145	131	0.903
Brett Mirwald	4	168	2	1	0	0	10	3.57	82	72	0.878
Empty Net		7					1		1		
TEAM TOTALS	**9**	**537**	**4**	**5**	**0**	**1**	**29**	**3.20**	**274**	**245**	**0.894**

Steve Martinson
Head Coach/Director of Hockey Operations

Steve Martinson rejoined the Allen Americans for his second stint as head coach on May 12, 2025. In 10 seasons as the club's head coach from 2012-22, he led the Americans to four consecutive championships, capturing Central Hockey League President's Cup titles in 2013 and 2014 and Kelly Cup titles in 2015 and 2016. Martinson has compiled a career ECHL coaching record of 518-305-103 in 13 seasons with Allen, Chicago, Elmira and San Diego and enters the 2026-27 season fifth in league history in games coached (998) and fourth in wins (561). In addition to his four championships with Allen, he led San Diego to five West Coast Hockey League championships and Rockford to a United Hockey League title. Last season, he led the expansion Athens Rock Lobsters of the Federal Prospects Hockey League to a 43-10-3 record to earn league Coach of the Year honors. Prior to coaching at the professional level, he played 14 seasons of pro hockey that included 49 games in the National Hockey League with the Detroit Red Wings, Montreal Canadians, and Minnesota North Stars.

Coaching Record		Regular Season				Playoffs		
Season	Team	Games	W	L	T	Games	W	L
1995-96	San Diego (WCHL)	58	49	7	2	9	6	3
1996-97	San Diego (WCHL)	64	50	12	2	8	7	1
1997-98	San Diego (WCHL)	64	53	10	1	13	11	2
1998-99	San Diego (WCHL)	71	45	19	7	12	7	5
1999-00	San Diego (WCHL)	70	46	16	8	9	4	5
2000-01	San Diego (WCHL)	72	50	17	5	13	10	3
2001-02	San Diego (WCHL)	72	47	22	3	8	4	4
2002-03	San Diego (WCHL)	72	45	22	5	12	8	4
2003-04	**San Diego Gulls (ECHL)**	**72**	**45**	**22**	**5**	**3**	**0**	**3**
2004-05	Rockford (UHL)	80	46	25	9	13	7	6
2005-06	Rockford (UHL)	76	48	19	9	9	4	5
2006-07	Rockford (UHL)	76	48	21	7	17	12	5
2007-08	**Elmira Jackals (ECHL)**	**72**	**41**	**24**	**7**	**6**	**2**	**4**
2008-09	**Elmira Jackals (ECHL)**	**72**	**39**	**26**	**7**	**11**	**4**	**7**
2009-10	**Elmira Jackals (ECHL)**	**72**	**37**	**26**	**9**	**5**	**2**	**3**
2011-12	**Chicago Express (ECHL)**	**72**	**34**	**26**	**12**	**--**	**--**	**--**
2012-13	Allen (CHL)	66	39	18	9	17	12	5
2013-14	Allen (CHL)	66	39	22	5	17	12	5
2014-15	**Allen Americans (ECHL)**	**72**	**48**	**14**	**10**	**25**	**16**	**9**
2015-16	**Allen Americans (ECHL)**	**72**	**41**	**24**	**7**	**24**	**16**	**8**
2016-17	**Allen Americans (ECHL)**	**72**	**49**	**17**	**6**	**11**	**6**	**5**
2017-18	**Allen Americans (ECHL)**	**72**	**35**	**29**	**8**	**7**	**3**	**4**
2018-19	**Allen Americans (ECHL)**	**72**	**25**	**41**	**6**	**--**	**--**	**--**
2019-20	**Allen Americans (ECHL)**	**62**	**40**	**14**	**8**	**--**	**--**	**--**
2020-21	**Allen Americans (ECHL)**	**72**	**45**	**23**	**4**	**7**	**4**	**3**
2021-22	**Allen Americans (ECHL)**	**72**	**35**	**28**	**9**	**5**	**1**	**4**
2024-25	Athens (FPHL)	56	43	10	3	3	1	2
2025-26	**Allen Americans (ECHL)**	**72**	**43**	**23**	**6**	**9**	**4**	**5**
	ECHL Totals	**998**	**561**	**328**	**109**	**113**	**58**	**55**

Coaching History

Year	Coach	STD	W	L	T	PTS	Playoffs
2025-26	Steve Martinson	2-M	43	23	6	92	Lost Division Finals
2024-25	Brett Ferguson	7-M	6	28	6	18	Out of Playoffs
	B.J. Adams		10	17	5	25	
2023-24	Chad Costello	3-M	33	35	4	70	Lost Division Semifinals
2022-23	Chad Costello	2-M	37	32	3	77	Lost Division Finals
2021-22	Steve Martinson	3-M	35	28	9	79	Lost Division Semifinals
2020-21	Steve Martinson	1-W	45	23	4	94	Lost Conference Finals
2019-20	Steve Martinson	1-M	40	14	8	88	No Playoffs due to COVID-19
2018-19	Steve Martinson	7-M	25	41	6	56	Out of Playoffs
2017-18	Steve Martinson	3-M	35	29	8	78	Lost Division Semifinals
2016-17	Steve Martinson	1-M	49	17	6	104	Lost Division Finals
2015-16	Steve Martinson	2-C	41	24	7	89	Won Kelly Cup
2014-15	Steve Martinson	1-C	48	14	10	106	Won Kelly Cup

2026-27 Schedule

Sat.	Oct. 17	at Tulsa	**Sat.**	**Dec. 12**	**Wichita**	Sat.	Feb. 13	at Worcester
Fri.	Oct. 23	at Idaho	**Wed.**	**Dec. 16**	**Rapid City**	**Wed.**	**Feb. 16**	**Tulsa**
Sat.	Oct. 24	at Idaho	**Fri.**	**Dec. 18**	**Rapid City**	**Fri.**	**Feb. 18**	**New Mexico**
Tue	Oct. 27	at Tulsa	**Sat.**	**Dec. 19**	**Rapid City**	**Sat.**	**Feb. 19**	**New Mexico**
Thu.	**Oct. 29**	**Idaho**	Sat.	Dec. 26	at Tulsa	**Sun.**	**Feb. 20**	**New Mexico**
Fri.	**Oct. 30**	**Idaho**	**Sun.**	**Dec. 17**	**Tulsa**	**Wed.**	**Feb. 24**	**Tulsa**
Wed.	Nov. 4	at New Mexico	**Thu.**	**Dec. 31**	**Savannah**	Fri.	Feb. 26	at Idaho
Fri.	Nov. 6	at New Mexico	**Fri.**	**Jan. 1**	**Savannah**	Sat.	Feb. 27	at Idaho
Sat.	Nov. 7	at New Mexico	**Sat.**	**Jan. 2**	**Savannah**	Fri.	Mar. 5	at Wichita
Fri.	Nov. 13	at Kansas City	**Fri.**	**Jan. 8**	**Idaho**	Wed.	Mar. 10	at Rapid City
Sat.	Nov. 14	at Tulsa	**Sat.**	**Jan. 9**	**Idaho**	Fri.	Mar. 12	at Rapid City
Sun.	Nov. 15	at Tulsa	**Sun.**	**Jan. 10**	**Idaho**	Sat.	Mar. 13	at Rapid City
Wed.	Nov. 18	at Wichita	**Thu.**	**Jan. 14**	**Fort Wayne**	**Wed.**	**Mar. 17**	**Kansas City**
Fri.	**Nov. 20**	**Kansas City**	**Fri.**	**Jan. 15**	**Fort Wayne**	**Fri.**	**Mar. 19**	**Wichita**
Sat.	**Nov. 21**	**Kansas City**	**Sat.**	**Jan. 16**	**Fort Wayne**	**Sat.**	**Mar. 20**	**Wichita**
Wed.	Nov. 25	at Rapid City	Fri.	Jan. 22	at Tahoe	**Sun.**	**Mar. 21**	**Wichita**
Fri.	Nov. 27	at Rapid City	Sat.	Jan. 23	at Tahoe	Fri.	Mar. 26	at Indy
Sat.	Nov. 28	at Rapid City	Sun.	Jan. 24	at Tahoe	Sat.	Mar. 27	at Indy
Sun.	Nov. 29	at Rapid City	**Fri.**	**Jan. 29**	**Tahoe**	**Wed.**	**Mar. 31**	**Rapid City**
Thu.	**Dec. 3**	**Kansas City**	**Sat.**	**Jan. 30**	**Tahoe**	**Fri.**	**Apr. 2**	**Rapid City**
Fri.	**Dec. 4**	**Tahoe**	Fri.	Feb. 5	at Tulsa	**Sat.**	**Apr. 3**	**Rapid City**
Sat.	**Dec. 5**	**Tahoe**	Sun.	Feb. 7	at Kansas City	**Fri.**	**Apr. 9**	**Wichita**
Thu.	Dec. 10	at Wichita	Wed.	Feb. 10	at Worcester	Sat.	Apr. 10	at Wichia
Fri.	Dec. 11	at Wichita	Fri.	Feb. 12	at Worcester	Sun.	Apr. 11	at Wichita

2025-26 Results

Oct. 18	at Wichita	3-2#	Jan. 2	at Tahoe	0-5	**Mar. 7**	**Tulsa**	**6-4**
Oct. 24	**Kansas City**	**2-4**	Jan. 3	at Tahoe	3-4	**Mar. 8**	**Tulsa**	**7-1**
Oct. 25	**Kansas City**	**1-4**	Jan. 4	at Tahoe	5-1	**Mar. 13**	**Idaho**	**2-1#**
Oct. 29	**Rapid City**	**1-2***	**Jan. 7**	**Wichita**	**6-4**	**Mar. 14**	**Idaho**	**1-2**
Oct. 31	**Rapid City**	**3-2**	**Jan. 9**	**Wichita**	**4-0**	Mar. 20	at South Carolina	3-5
Nov. 1	**Rapid City**	**6-3**	Jan. 10	at Wichita	5-4#	Mar. 21	at South Carolina	4-5
Nov. 5	**Wichita**	**6-4**	Jan. 11	at Wichita	7-6	Mar. 22	at South Carolina	7-1
Nov. 7	at Tulsa	1-4	Jan. 16	at Tulsa	4-1	Mar. 26	at Utah	6-2
Nov. 9	at Tulsa	3-4*	Jan. 17	at Tulsa	2-5	Mar. 29	at Utah	7-4
Nov. 15	**Tulsa**	**2-4**	Jan. 23	at Idaho	4-6	**Apr. 2**	**Greensboro**	**8-5**
Nov. 19	at Idaho	1-3	Jan. 24	at Idaho	5-6*	**Apr. 3**	**Greensboro**	**6-0**
Nov. 21	at Idaho	2-3*	**Jan. 30**	**Rapid City**	**5-4**	**Apr. 4**	**Greensboro**	**4-0**
Nov. 22	at Idaho	2-5	**Jan. 31**	**Rapid City**	**3-0**	**Apr. 8**	**Wichita**	**5-3**
Nov. 26	at Utah	4-2	**Feb. 1**	**Rapid City**	**3-6**	**Apr. 10**	**Tahoe**	**6-2**
Nov. 28	at Utah	4-2	**Feb. 4**	**Norfolk**	**1-2**	**Apr. 11**	**Tahoe**	**3-4***
Nov. 29	at Utah	2-3	**Feb. 6**	**Norfolk**	**5-2**	Apr. 12	at Wichita	6-3
Dec. 3	**Utah**	**3-2**	**Feb. 7**	**Norfolk**	**4-0**	Apr. 17	at Wichita	3-2
Dec. 5	**Utah**	**6-3**	**Feb. 11**	**Wichita**	**1-2**	**Apr. 18**	**Kansas City**	**2-1***
Dec. 6	**Utah**	**3-6**	Feb. 13	at Tulsa	0-2	**+Apr. 23**	**Idaho**	**5-1**
Dec. 11	at Rapid City	3-7	Feb. 14	at Tulsa	5-3	**+Apr. 24**	**Idaho**	**4-2**
Dec. 12	at Rapid City	4-0	Feb. 15	at Tulsa	2-1*	+Apr. 26	at Idaho	4-3*
Dec. 13	at Rapid City	5-1	**Feb. 20**	**Utah**	**2-3***	+Apr. 27	at Idaho	1-5
Dec. 17	**Tulsa**	**5-2**	**Feb. 21**	**Utah**	**2-1***	+Apr. 28	at Idaho	6-3
Dec. 19	**Tulsa**	**5-3**	Feb. 25	at Kansas City	3-4	+May 9	at Kansas City	1-2
Dec. 20	at Tulsa	6-0	Feb. 27	at Kansas City	2-1*	+May 10	at Kansas City	0-1
Dec. 21	at Kansas City	2-6	Feb. 28	at Kansas City	5-2	**+May 13**	**Kansas City**	**4-7**
Dec. 31	**Tulsa**	**8-4**	**Mar. 6**	**Tulsa**	**1-4**	**+May 16**	**Kansas City**	**3-5**

* - Overtime # - Shootout + - Kelly Cup Playoffs

LaSonjia Jack
Owner

LaSonjia Jack is a transformational executive, barrier-breaking sports owner, and inspiring speaker whose journey spans Fortune 100 boardrooms, community leadership, and historic milestones in sports ownership. With over 20 years of senior leadership experience at Cox Communications, Microsoft, AT&T, and T-Mobile, LaSonjia is recognized for her ability to build high-performing teams, drive billions in revenue, and lead organizations through culture shifts, mergers, and large-scale transformations. As the former AVP of Retail and Field Operations at Cox Communications, she oversaw more than 120 retail locations nationwide and played a pivotal role on the Cox Diversity Council, where she advanced equity and representation across the organization. At Microsoft, she helped launch global retail strategies that generated more than $1 billion in online sales, while at AT&T and T-Mobile, she successfully led major merger integrations and groundbreaking product launches—including the first iPhone rollout.In 2023, LaSonjia and her son, NFL veteran Myles Jack, made history as the first African American majority owners in the ECHL, acquiring the Allen Americans professional hockey team. Their ownership marked a defining moment in representation and legacy-building in professional sports. Under their leadership, the team was selected to host the 2026 ECHL All-Star Game. LaSonjia also has D1/HBCU College Basketball Player LaSonjia also sits as Chairman of the Board for ECKA Holdings, a company revolutionizing music intellectual property. Her commitment to community is as strong as her corporate and entrepreneurial success. LaSonjia serves on the board for Habitat for Humanity in Jacksonville, Florida, and the Allen Fairview Chamber of Commerce. Her family foundation, Mylestone, provides scholarships, supports veterans, and funds programs for youth, faith-based organizations, and families in need. LaSonjia is also an author and mentor passionate about empowering the next generation. Her debut book, The Roadmap to Your Journey from Poverty to Plenty, shares lessons of resilience and financial empowerment. She is currently developing a children's book series, The Dream Builders Clubhouse, designed to teach entrepreneurship, teamwork, and cultural pride to young readers. Her work as a breast cancer advocate has earned her recognition as a Pink Award honoree and Shine Award recipient for women championing awareness and equity in healthcare. She is also set to receive the 2025 EKV Presidential Lifetime Award in Tampa for her leadership and advocacy. At the heart of all her endeavors is The LJ Way—a philosophy and brand built on the values of self-worth, equity, courage, empowerment, and legacy. Originally a saying in her household as she raised her children to think boldly and strategically, The LJ Way has become her signature approach to leadership, coaching, and mentorship.

200 East Stacy Road, Suite 1350, Allen, TX 75002

Office . . . . . .(972) 912-1000
Arena . . . . .Credit Union of Texas Event Center
Radio Station . . . . . .HOT 107.3 FM
Team Colors . . . . . Red, White, Blue
Email . . . . . .info@allenamericans.com
Capacity 6,200
Broadcaster. . . . . Tommy Daniels

Team Directory

Owner./Governor . . . . . .Myles Jack
Alternate Governor . . . . . .La Sonjia Jack
President: . . . . . .TBD
Vice President of Broadcasting & Communications . . . . . .Tommy Daniels
Finance Manager . . . . . .TBD
Head Coach/General Manager . . . . . .Steve Martinson
Merchandise Manager . . . . . .Michelle Martinson
Director of New Business . . . . . .Austin Larson
Ticket Sales . . . . . .Hunter Van Pelt, Gavin Clymer, ...Skylar Deichman, Julia Herrod, Jarrett Stroman and Surafel Metaferia
Game Operations . . . . . .Hallie Larson
Social Media . . . . . .Alyssa Santos
Athletic Trainer . . . . . .TBD
Equipment Manager . . . . . .TBD
Ice Angels Director . . . . . .Stephanie DiBiase
Mascot . . . . . .Tim LaVergne

Atlanta Gladiators

NHL Affiliate: Nashville Predators **AHL Affiliate:** Milwaukee Admirals

Year-by-Year Record

		Home					Away					Overall							
Season	**GP**	**W**	**L**	**T**	**OT**	**SO**	**W**	**L**	**T**	**OT**	**SO**	**W**	**L**	**T**	**OT**	**SO**	**GF**	**GA**	**PTS**
2025-26	72	24	9	3	4-2	2-1	20	14	2	3-2	1-0	44	23	5	7-4	3-1	209	183	93
2024-25	72	17	13	6	3-4	1-2	11	22	3	1-3	1-0	28	35	9	4-6	2-3	188	248	65
2023-24	72	11	22	3	0-3	1-0	12	23	1	2-0	1-1	23	45	4	2-3	2-1	187	264	50
2022-23	72	21	10	5	3-5	1-0	14	20	2	0-1	0-1	35	30	7	3-6	1-1	226	240	77
2021-22	72	25	10	1	4-1	2-3	18	14	4	2-3	3-1	43	24	5	6-4	4-1	220	198	91
2019-20	61	20	10	1	4-1	1-0	9	18	3	2-1	0-2	29	28	4	6-2	1-2	200	230	62
2018-19	72	19	13	4	3-3	2-1	12	17	7	1-5	0-2	31	30	11	4-8	2-3	197	211	73
2017-18	72	13	18	5	0-2	1-3	19	17	0	4-0	0-0	32	35	5	4-2	1-3	205	229	69
2016-17	72	14	19	3	3-3	0-0	13	18	5	4-3	1-2	27	37	8	7-6	1-2	234	278	62
2015-16	72	16	17	3	4-2	2-1	18	14	4	4-3	2-1	34	31	7	8-5	4-2	189	224	75
2014-15	72	13	20	3	4-1	0-2	7	25	4	1-2	1-2	20	45	7	5-3	1-4	174	263	47
2013-14	72	17	17	2	0-0	2-2	12	21	3	1-3	1-0	29	38	5	1-3	3-2	203	227	63
2012-13	72	22	11	3	1-2	0-1	21	15	0	3-0	3-0	43	26	3	4-2	3-1	211	191	89
2011-12	72	26	7	3	0-0	4-3	15	13	8	0-7	4-1	41	20	11	0-7	8-4	214	200	93
2010-11	72	16	17	3	0-1	2-2	14	17	5	0-2	3-3	30	34	8	0-3	5-5	203	250	68
2009-10	72	16	18	2	2-0	2-2	15	15	6	4-5	1-1	31	33	8	6-5	3-3	243	277	70
2008-09	72	19	13	4	2-1	2-3	12	22	2	2-0	0-2	31	35	6	4-1	2-5	214	246	68
2007-08	72	22	12	2	0-0	3-2	22	11	3	2-2	3-1	44	23	5	2-2	6-3	247	198	93
2006-07	72	26	8	2	0-1	2-1	15	16	5	1-4	3-1	41	24	7	1-5	5-2	289	256	89
2005-06	72	29	4	3	2-0	0-3	21	11	4	1-0	0-4	50	15	7	3-0	0-7	304	208	107
2004-05	72	22	9	5	1-1	2-4	18	15	3	2-0	5-3	40	24	8	3-1	7-7	241	202	88
2003-04	72	24	7	5	1-2	3-3	18	15	3	1-2	3-1	42	22	8	2-4	6-4	248	193	92
2001-02*	72	19	9	8	1-1	3-7	9	17	10	0-7	2-3	28	26	18	1-8	5-10	215	237	74
2000-01*	72	22	12	2	1-1	4-1	16	16	4	0-2	3-2	38	28	6	1-3	7-3	240	233	82
1999-00*	70	23	12	0	---	1-0	17	16	2	---	4-2	40	28	2	---	5-2	275	230	82
1998-99*	70	16	15	4	---	4-4	15	16	4	---	3-4	31	31	8	---	7-8	231	259	70
1997-98*	70	22	10	3	---	4-3	13	17	5	---	5-5	35	27	8	---	9-8	236	233	78
1996-97*	70	22	8	5	---	2-5	12	17	6	---	2-6	34	25	11	---	4-11	257	263	79
1995-96*	70	13	16	6	---	2-6	9	21	5	---	5-5	22	37	11	---	7-11	265	325	55

T - Includes Overtime and Shootout Losses (Games tied at end of regulation went directly to shootout from 1995-2000)
* - Mobile Mysticks

Year-by-Year Results

Season	**Finished**	**Result**
2026	3rd, South	Lost Division Semifinals
2025	6th, South	Out of Playoffs
2024	7th, South	Out of Playoffs
2023	5th, South	Out of Playoffs
2022	2nd, South	Lost Division Semifinals
2020	4th, South	No Playoffs due to COVID-19
2019	5th, South	Out of Playoffs
2018	4th, South	Lost Division Semifinals
2017	6th, South	Out of Playoffs
2016	4th, East	Out of Playoffs
2015	7th, East	Out of Playoffs
2014	5th, South	Out of Playoffs
2013	1st, South	Lost Conference Semifinals
2012	1st, South	Lost Conference Quarterfinals
2011	4th, South	Out of Playoffs
2010	4th, South	Out of Playoffs
2009	4th, South	Lost Division Semifinals
2008	3rd, South	Lost Division Semifinals
2007	3rd, South	Lost Division Semifinals
2006	1st, South	Lost Kelly Cup Finals
2005	3rd, South	Lost Conference Semifinals
2004	3rd, Central	Lost Conference Finals
2002*	6th, Southwest	Out of Playoffs
2001*	3rd, Southwest	Lost Conference Semifinals
2000*	2nd, Southeast	Lost Conference Quarterfinals
1999*	5th, Southwest	Lost Wild Card
1998*	5th, Southwest	Lost Conference Quarterfinals
1997*	4th, South	Lost First Round
1996*	7th, South	Out of Playoffs

* - Mobile Mysticks

All-Time Record vs. Other Clubs

Team	**W-L-T**	**Team**	**W-L-T**	**Team**	**W-L-T**	**Team**	**W-L-T**
Adirondack	3-5-1	Greenville	97-88-18	New Mexico	0-0-0	Tahoe	0-0-0
Allen	4-1-0	Idaho	6-3-2	Norfolk	30-16-1	Toledo	10-14-3
Bloomington	1-2-0	Indy	3-6-2	Orlando	63-45-10	Trenton	0-0-0
Cincinnati	14-13-1	Iacksonville	43-29-7	Rapid City	4-2-0	Trois-Rivieres	1-2-0
Florida	84-112-21	Kalamazoo	9-8-6	Reading	9-14-1	Tulsa	2-0-2
Fort Wayne	4-8-0	Kansas City	2-0-1	Savannah	22-21-3	Wheeling	11-9-2
Greensboro	3-0-0	Maine	1-1-1	South Carolina	102-123-25	Wichita	0-0-0
						Worcester	2-1-1

Web - AtlantaGladiators.com

Club Records

Players

Most Points, Season	110	Brad Schell, 2006-07
Most Points, Game	7	Steve Suk vs. Birmingham, Feb. 13, 1996
Most Goals, Season	45	Mark Turner, 1999-2000
Most Goals, Game	4	eight times, most recent: Nick Bligh vs. Jacksonville, Jan. 12, 2019
Most Assists, Season	85	Brad Schell, 2006-07
Most Assists, Game	5	Dean Sylvester vs. Birmingham, Feb. 13, 1996 Bobby Stewart at Birmingham, Jan. 15, 2000
Most PIM, Season	373	Jason Clarke, 1999-2000
Most PIM, Game	53	Myles Stoesz, Mar. 28, 2008

Goaltenders

Most Appearances	57	Greg Hewitt, 2001-02
Most Minutes	3,471	Greg Hewitt, 2001-02
Most Wins	32	Sean Fields, 2005-06
Most Losses	26	Mark Michaud, 1995-96
Most OT/SO Losses	15	Greg Hewitt, 2001-02
Most Shots	1,790	Greg Hewitt, 2001-02
Most Saves	1,615	Greg Hewitt, 2001-02
Most Shutouts	5	Jeff Jakaitis, 2011-12
Lowest GAA	2.03	Jeff Jakaitis, 2011-12
Best Save Percentage	.930	Jeff Jakaitis, 2011-12

Team

Most Points	107	2005-06
Fewest Points	47	2014-15
Most Wins	50	2005-06
Fewest Wins	20	2014-15
Most Losses	45	2023-24
		2014-15
Fewest Losses	15	2005-06
Most Goals Scored	304	2005-06
Fewest Goals Against	183	2025-26
Most Penalty Minutes	2,138	1996-97

Longest Winning Streak

Overall	9	Feb. 18-Mar. 6, 2022 Jan. 21-Feb. 10, 2006
Home	12	Jan 6-Feb. 11, 2012
Road	8	Feb. 13-Apr. 3, 1999

Longest Winless Streak

Overall	12	Feb. 19-Mar. 12, 1996
Home	6	four times, most recent: Nov. 25-Dec. 23, 2023
Road	10	Dec. 23, 2001-Feb. 7, 2002

Regular Season Game Attendance Record
11,355 four times, most recent:
Nov. 4, 2006 vs. Texas
Postseason Game Attendance Record
6,124 vs. Alaska, May. 29, 2006
Regular Season Attendance Record
217,643, 2004-05

Playoff Record vs. Current Teams

	Series	W	L	GP	W	L	GF	GA	Last Mtg	Rnd	Result
Cincinnati	1	0	1	6	2	4	14	18	2013	CSF	L 2-4
Florida	3	1	2	13	4	9	39	48	2018	DSF	L 0-4
Idaho	1	0	1	4	1	3	9	14	2004	CF	L 1-3
Jacksonville	1	0	1	4	0	4	7	15	2022	DSF	L 0-4
South Carolina	6	2	4	27	14	13	82	71	2026	DSF	L 2-4
Toledo	1	1	0	5	4	1	19	13	2006	CF	W 4-1

All-Time Playoff Results

Year	Round	Opponent	Result	GF	GA	OT	Year	Round	Opponent	Result	GF	GA	OT
2026	DSF	Soutth Carolina	L 2-4	13	19	1-0	2005	CSF	Charlotte	L 1-3	6	12	1-1
2022	DSF	Jacksonville	L 0-4	7	15	0-1		CQF	Mississippi	W 3-1	18	6	0-1
2018	DSF	Florida	L 0-4	7	14	0-1	2004	CF	Idaho	L 1-3	9	14	0-0
2013	CSF	Cincinnati	L 2-4	14	18	0-1		DF	Louisiana	W 3-1	12	11	1-0
	CQF	South Carolina	W 4-0	15	6	0-0		DSF	Mississippi	W 3-2	13	12	2-0
2012	CQF	South Carolina	L 1-3	9	13	0-2	2001	CSF	South Carolina	L 2-3	19	22	1-1
2009	DSF	Florida	L 1-4	11	16	1-1		CQF	Jackson	W 3-2	16	14	0-0
2008	DSF	South Carolina	L 2-3	13	13	0-1	2000	CQF	Greenville	L 2-3	15	21	0-0
	DQF	Charlotte	W 3-0	10	2	0-0	1999	WC	Birmingham	L 0-2	5	9	0-0
2007	DSF	Texas	L 1-3	12	14	0-2	1998	CQF	Louisiana	L 0-3	13	18	0-1
2006	Finals	Alaska	L 1-4	18	17	0-0	1997	1st	Louisiana	L 0-3	7	12	0-0
	CF	Toledo	W 4-1	19	13	1-1							
	DF	Florida	W 3-1	21	18	0-0							
	DSF	South Carolina	W 3-0	13	8	1-0							

2025-26 Regular Season Statistics

PLAYER	Pos	GP	G	A	PTS	+/-	PIM	PP	PPA	SH	SHA	GW	FG	OT	UA	EN	SOG	SOA	Shots	Sh%
Alex Young	F	72	27	32	59	5	40	9	11	2	0	5	4	1	1	3	0	3	198	13.6
Chad Nychuk	D	66	8	45	53	17	50	2	17	1	1	1	1	0	1	0	3	3	161	5.0
Jack O'Brien	F	37	17	12	29	7	28	2	7	1	0	4	2	0	2	1	1	1	108	15.7
TOTALS		62	28	23	51	4	38	8	9	1	0	4	4	0	2	1	2	2	158	17.7
Cody Sylvester	F	71	19	26	45	8	26	5	8	0	0	2	6	0	1	0	0	0	141	13.5
Isak Walther	F	62	23	20	43	8	28	8	5	0	0	7	6	2	0	1	0	1	143	16.1
Joey Cipollone	F	72	17	20	37	7	48	1	2	1	3	3	5	0	1	1	0	0	147	11.6
Louis Boudon	F	25	12	18	30	10	13	4	7	0	3	5	3	2	0	0	0	0	58	20.7
Ryan Francis	F	68	7	23	30	2	26	1	6	0	0	2	1	1	0	1	0	0	99	7.1
Ryan Nolan	F	63	11	17	28	10	45	3	1	1	1	4	1	0	1	1	0	1	83	13.3
Mike McNamee	F	56	7	18	25	-3	14	4	4	0	0	1	0	0	1	0	0	0	96	7.3
Nolan Orzeck	D	42	4	12	16	-3	14	1	3	0	0	1	2	0	0	0	0	0	39	10.3
TOTALS		67	7	18	25	-13	16	2	5	0	1	1	2	0	0	0	0	0	70	10.0
Carson Denomie	F	72	9	12	21	5	28	0	0	1	3	1	2	0	2	2	0	0	59	15.3
Brendan Less	D	57	4	14	18	26	12	0	2	1	0	0	1	0	0	0	0	0	54	7.4
Ryan Conroy	D	67	5	12	17	6	68	1	2	0	2	1	0	0	0	1	0	0	106	4.7
Kalan Lind	F	34	5	11	16	0	34	1	4	0	0	0	1	0	0	0	0	1	65	7.7
Mickey Burns	F	66	7	7	14	-1	10	0	2	2	1	0	0	0	0	0	0	0	85	8.2
Josh Davies	F	1	0	0	0	0	0	0	0	0	0	0	0	0	0	0	0	0	3	0.0
TOTALS		32	8	4	12	5	51	0	0	0	0	0	2	0	1	0	0	0	61	13.1
Anthony Firriolo	D	17	3	6	9	9	13	0	1	0	0	0	1	0	0	0	0	0	28	10.7
Ethan Scardina	F	65	3	6	9	-9	23	0	0	1	0	1	0	0	0	0	0	0	70	4.3
Jack Matier	D	25	2	5	7	16	16	1	2	0	0	1	0	1	0	0	0	0	37	5.4
Andrew Jarvis	D	57	0	6	6	-1	33	0	0	0	0	0	0	0	0	0	0	0	56	0.0
Eric Neiley	F	5	3	2	5	2	4	0	0	0	0	0	0	0	1	0	0	0	12	25.0
Austin Roest	F	5	2	3	5	-1	0	0	0	0	0	0	1	0	1	0	0	1	11	18.2
Zach Yoder	D	23	1	4	5	1	20	0	0	0	0	0	0	0	0	0	0	0	15	6.7
Adam Eisele	F	10	3	0	3	0	8	0	0	1	0	1	1	0	2	0	1	1	30	10.0
Kirklan Irey	F	10	2	1	3	-1	8	0	0	0	0	0	0	0	0	0	0	0	18	11.1
Peter Morgan	F	18	2	1	3	1	6	0	0	0	0	0	0	0	0	0	0	0	20	10.0
Max Grondin	F	3	1	2	3	3	9	0	0	0	0	0	0	0	0	0	0	0	6	16.7
Ethan Haider	G	38	0	2	2	0	0	0	0	0	0	0	0	0	0	0	0	0	0	0.0
Brett Bulmer	F	5	1	0	1	-3	6	0	0	0	0	0	0	0	0	0	0	0	8	12.5
Ryley Appelt	F	26	1	0	1	-8	56	0	0	0	0	1	0	0	0	0	0	0	15	6.7
Cam Gaudette	D	21	0	1	1	-2	14	0	0	0	0	0	0	0	0	0	0	0	15	0.0
T.J. Semptimphelter	G	35	0	1	1	0	2	0	0	0	0	0	0	0	0	0	0	0	1	0.0
Dylan Carabia	D	37	0	1	1	-12	26	0	0	0	0	0	0	0	0	0	0	0	31	0.0
Connor Galloway	F	2	0	0	0	-1	0	0	0	0	0	0	0	0	0	0	0	0	0	0.0
Joe Mack	F	4	0	0	0	0	0	0	0	0	0	0	0	0	0	0	0	0	3	0.0
Nick McCarry	F	5	0	0	0	-5	0	0	0	0	0	0	0	0	0	0	0	0	4	0.0
Jack Robilotti	D	13	0	0	0	-2	6	0	0	0	0	0	0	0	0	0	0	0	14	0.0
Evan Orr	D	14	0	0	0	-2	10	0	0	0	0	0	0	0	0	0	0	0	29	0.0
BENCH		72	3				24												3	
TEAM TOTALS		**72**	**209**	**340**	**549**	**89**	**768**	**43**	**84**	**12**	**14**	**41**	**38**	**7**	**14**	**11**	**5**	**12**	**2071**	**10.0**

GOALIE	GP	MINS	W	L	OTL	SOL	SO	EN	GA	GAASOGP	SOW	SA	SVS	SV%
T.J. Semptimphelter	35	2105	20	12	2	1	1	3	80	2.28 2	1	959	879	0.917
Ethan Haider	38	2246	24	11	2	0	1	6	93	2.48 2	2	1164	1071	0.920
Empty Net		38							9			9		
TEAM TOTALS	**72**	**4351**	**44**	**23**	**4**	**1**	**2**	**9**	**182**	**2.49 4**	**3**	**2132**	**1950**	**0.915**

2026 Kelly Cup Playoffs Statistics

PLAYER	Pos	GP	G	A	PTS	+/-	PIM	PP	PPA	SH	SHA	GW	FG	OT	UA	EN	Shots	Sh%
Jack O'Brien	F	6	3	3	6	3	12	0	1	0	0	0	2	0	2	0	19	15.8
Chad Nychuk	D	6	1	4	5	0	4	0	2	0	0	0	0	0	0	0	14	7.1
Alex Young	F	6	1	4	5	-2	8	0	1	0	0	0	0	0	0	0	21	4.8
Adam Eisele	F	6	4	0	4	3	0	0	0	1	0	1	2	0	0	0	17	23.5
Josh Davies	F	5	1	3	4	0	16	1	0	0	0	0	0	0	0	0	9	11.1
Joey Cipollone	F	6	1	2	3	-1	6	0	0	0	0	1	0	1	0	0	10	10.0
Ryan Conroy	D	6	1	1	2	0	10	0	0	0	1	0	0	0	0	0	12	8.3
Isak Walther	F	6	1	1	2	-2	0	1	0	0	1	0	1	0	0	0	11	9.1
Cam Gaudette	D	4	0	1	1	2	0	0	0	0	0	0	0	0	0	0	5	0.0
Carson Denomie	F	6	0	1	1	-1	0	0	0	0	0	0	0	0	0	0	6	0.0
Ryan Nolan	F	6	0	1	1	-3	2	0	0	0	0	0	0	0	0	0	7	0.0
Cody Sylvester	F	6	0	1	1	-8	2	0	0	0	0	0	0	0	0	0	9	0.0
Kirklan Irey	F	1	0	0	0	-1	0	0	0	0	0	0	0	0	0	0	0	0.0
Nolan Orzeck	D	2	0	0	0	-2	0	0	0	0	0	0	0	0	0	0	1	0.0
Ethan Haider	G	3	0	0	0	0	0	0	0	0	0	0	0	0	0	0	0	0.0
T.J. Semptimphelter	G	3	0	0	0	0	0	0	0	0	0	0	0	0	0	0	0	0.0
Dylan Carabia	D	4	0	0	0	-5	0	0	0	0	0	0	0	0	0	0	1	0.0
Brendan Less	D	4	0	0	0	0	4	0	0	0	0	0	0	0	0	0	4	0.0
Jack Matier	D	4	0	0	0	0	4	0	0	0	0	0	0	0	0	0	10	0.0
Andrew Jarvis	D	6	0	0	0	-8	8	0	0	0	0	0	0	0	0	0	7	0.0
Mike McNamee	F	6	0	0	0	1	4	0	0	0	0	0	0	0	0	0	9	0.0
Eric Neiley	F	6	0	0	0	-3	0	0	0	0	0	0	0	0	0	0	7	0.0
Austin Roest	F	6	0	0	0	-5	0	0	0	0	0	0	0	0	0	0	7	0.0
BENCH		6	0				0										0	
TEAM TOTALS		**6**	**13**	**22**	**35**	**-32**	**80**	**2**	**4**	**1**	**2**	**2**	**5**	**1**	**2**	**0**	**186**	**7.0**

GOALIE	GP	MINS	W	L	SO	EN	GA	GAA	SA	SVS	SV%
Ethan Haider	3	207	1	2	0	0	9	2.61	91	82	0.901
T.J. Semptimphelter	3	176	1	2	0	1	9	3.06	81	72	0.889
Empty Net		7					1		1		
TEAM TOTALS	**6**	**383**	**2**	**4**	**0**	**1**	**19**	**2.93**	**173**	**154**	**0.890**

Matt Ginn
Head Coach/Director of Hockey Operations

Matt Ginn was named the seventh head coach in Gladiators' team history on May 7, 2025 after serving as the team's assistant coach during the 2024-25 season. In his first season with the team, he was selected to coach in the 2026 Warrior/ECHL All-Star Classic in Atlanta, and led the team to its first playoff appearance since 2022. Prior to joining the Gladiators, Ginn spent the previous two seasons as head coach of the Manchester Storm of the Elite Ice Hockey League in England. In his first season with Manchester in 2022-23, Ginn guided the team to a 22-28-4 record – an improvement from the prior season that helped the Storm qualify for the postseason for the first time since 2021. The Storm continued to improve under Ginn in 2023-24, posting a 27-20-7 record for 61 points, qualifying for the postseason for the second straight season as Ginn earned the EIHL's Coach of the Year Award. A goaltender during his playing days, Ginn appeared in 90 games with the Gladiators from 2015-18 posting a record of 38-41-5.

Coaching Record		**Regular Season**				**Playoffs**		
Season	**Team**	**Games**	**W**	**L**	**T**	**Games**	**W**	**L**
2021-22	Manchester (EIHL)	54	20	28	6	8	2	6
2022-23	Manchester (EIHL)	54	27	20	7	6	1	5
2025-26	**Atlanta Gladiators (ECHL)**	**72**	**44**	**23**	**5**	**6**	**2**	**4**
	ECHL Totals	**72**	**44**	**23**	**5**	**6**	**2**	**4**

Coaching History

Year	**Coach**	**STD**	**W**	**L**	**T**	**PTS**	**Playoffs**
2025-26	Mattt Ginn	3-S	44	23	5	93	Lost Division Semifinals
2024-25	Derek Nesbitt	6-S	28	35	9	65	Out of Playoffs
2023-24	Derek Nesbitt	7-S	23	45	4	50	Out of Playoffs
2022-23	Jeff Pyle	5-S	35	30	7	77	Out of Playoffs
2021-22	Jeff Pyle	2-S	43	24	5	91	Lost Division Semifinals
2019-20	Jeff Pyle	4-S	29	28	4	62	No Playoffs due to COVID-19
2018-19	Jeff Pyle	5-S	31	30	11	73	Out of Playoffs
2017-18	Chuck Weber	4-S	32	35	5	69	Lost Division Semifinals
2016-17	Andy Brandt	6-S	27	37	8	62	Out of Playoffs
2015-16	Andy Brandt	4-S	34	31	7	75	Out of Playoffs
2014-15	Andy Brandt	7-E	14	35	6	34	Out of Playoffs
	Rick Emmett		6	10	1	13	
2013-14	Rick Emmett	5-S	29	38	5	63	Out of Playoffs
2012-13	John Wroblewski	1-S	43	26	3	89	Lost Conference Semifinals
2011-12	John Wroblewski	1-S	41	20	11	93	Lost Conference Quarterfinals
2010-11	Jeff Pyle	4-S	30	34	8	68	Out of Playoffs
2009-10	Jeff Pyle	4-S	31	33	8	70	Out of Playoffs
2008-09	Jeff Pyle	4-S	31	35	6	68	Lost Division Semifinals
2007-08	Jeff Pyle	3-S	44	23	5	93	Lost Division Semifinals
2006-07	Jeff Pyle	3-S	41	24	7	89	Lost Division Semifinals
2005-06	Jeff Pyle	1-S	50	15	7	107	Lost Kelly Cup Finals
2004-05	Jeff Pyle	3-S	40	24	8	88	Lost Conference Semifinals
2003-04	Jeff Pyle	3-C	42	22	8	92	Lost Conference Finals
2001-02*	Jeff Pyle	6-SW	28	26	18	74	Out of Playoffs
2000-01*	Jeff Pyle	3-SW	38	28	6	82	Lost Conference Semifinals
1999-00*	Jeff Pyle	2-SW	40	28	2	82	Lost Conference Quarterfinals
1998-99*	Jeff Pyle	5-SW	31	31	8	70	Lost Wild Card
1997-98*	Matt Shaw	5-SW	35	27	8	78	Lost Conference Quarterfinals
1996-97*	Eddie Johnstone	4-S	34	25	11	79	Lost First Round
1995-96*	Eddie Johnstone	7-S	22	37	11	55	Out of Playoffs

* - Mobile Mysticks, 1995-2002

2026-27 Schedule

Fri.	Oct. 16	at Greenville	Sun.	Dec. 13	at Kansas City	Fri.	Feb. 12	at Jacksonville
Sat.	**Oct. 17**	**Norfolk**	**Wed.**	**Dec. 16**	**South Carolina**	Sat.	Feb. 13	at Jacksonville
Sun.	**Oct. 18**	**Norfolk**	**Fri.**	**Dec. 18**	**Greenville**	**Tue.**	**Feb. 15**	**Savannah**
Fri.	Oct. 23	at Florida	**Sat.**	**Dec. 19**	**Greenville**	Fri.	Feb. 19	at South Carolina
Sat.	Oct. 24	at Florida	**Sun.**	**Dec. 20**	**Greenville**	Sat.	Feb. 20	at Savannah
Sat.	Oct. 31	at Jacksonville	**Sat.**	**Dec. 26**	**Savannah**	Fri.	Feb. 26	at Orlando
Sun.	Nov. 1	at South Carolina	**Tue.**	**Dec. 29**	**Greenville**	**Wed.**	**Mar. 2**	**South Carolina**
Tue.	Nov. 3	at Orlando	Thu.	Dec. 31	at Greenville	Sun.	Mar. 7	at Orlando
Thu.	Nov. 5	at Savannah	**Sat.**	**Jan. 2**	**Florida**	Mon.	Mar. 8	at Orlando
Sat.	Nov. 7	at Greenville	**Sun.**	**Jan. 3**	**Florida**	**Fri.**	**Mar. 12**	**Florida**
Thu.	Nov. 12	at Greenville	**Fri.**	**Jan. 8**	**South Carolina**	**Sat.**	**Mar. 13**	**Florida**
Fri.	**Nov. 13**	**Trois-Rivières**	Sat.	Jan. 9	at South Carolina	**Sun.**	**Mar. 14**	**Florida**
Sun.	**Nov. 15**	**Trois-Rivières**	Wed.	Jan. 13	at Savannah	**Wed.**	**Mar. 17**	**Greenville**
Fri.	**Nov. 20**	**Indy**	Thu.	Jan. 14	at Jacksonville	Fri.	Mar. 19	at Savannah
Sat.	**Nov. 21**	**Indy**	Sat.	Jan. 16	at Jacksonville	Sat.	Mar. 20	at South Carolina
Sun.	**Nov. 22**	**Indy**	Wed.	Jan. 20	at Florida	Sun.	Mar. 21	at South Carolina
Wed.	**Nov. 25**	**Savannah**	Fri.	Jan. 22	at Florida	Fri.	Mar. 26	at Toledo
Sat.	**Nov. 28**	**Jacksonville**	Sat.	Jan. 23	at Florida	Sat.	Mar. 27	at Toledo
Sun.	**Nov. 29**	**Jacksonville**	**Sat.**	**Jan. 30**	**Florida**	**Thu.**	**Mar. 31**	**Orlando**
Wed.	**Dec. 2**	**South Carolina**	**Sun.**	**Jan. 31**	**Florida**	**Sat.**	**Apr. 3**	**Greenville**
Fri.	Dec. 4	at South Carolina	**Wed.**	**Feb. 3**	**Orlando**	**Sun.**	**Apr. 4**	**Jacksonville**
Sat.	Dec. 5	at Orlando	**Fri.**	**Feb. 5**	**Greensboro**	**Fri.**	**Apr. 9**	**Jacksonville**
Wed.	Dec. 9	at Kansas City	**Sat.**	**Feb. 6**	**Greensboro**	Sat.	Apr. 10	at Savannah
Fri.	Dec. 11	at Kansas City	**Wed.**	**Feb. 10**	**South Carolina**	Sun.	Apr. 11	at Savannah

2025-26 Results

Oct. 18	**Utah**	**3-2***	**Jan. 9**	**Savannah**	**2-5**	Mar. 6	at South Carolina	1-4
Oct. 19	**Utah**	**4-1**	Jan. 10	at Savannah	2-3	**Mar. 11**	**Floida**	**4-1**
Oct. 23	at Orlando	5-3	Jan. 17	at Greenville	1-2	**Mar. 12**	**Florida**	**1-5**
Oct. 24	at Florida	2-0	**Jan. 18**	**Greenville**	**3-1**	**Mar. 15**	**South Carolina**	**4-3#**
Nov. 1	**Savannah**	**4-2**	**Jan. 19**	**Greenville**	**2-1**	**Mar. 18**	**Jacksonville**	**0-2**
Nov. 2	**South Carolina**	**2-1**	Jan. 23	at South Carolina	2-3*	Mar. 20	at Jacksonville	1-4
Nov. 5	**Greenville**	**1-3**	Jan. 25	at Orlando	4-1	**Mar. 21**	**Jacksonville**	**2-1**
Nov. 7	at Jacksonville	5-2	Jan. 26	at Orlando	2-1	Mar. 22	at Savannah	4-3
Nov. 8	at Savannah	2-1*	Jan. 28	at Florida	2-0	**Mar. 26**	**Orlando**	**3-1**
Nov. 14	at South Carolina	0-1	Jan. 30	at Florida	5-4*	**Mar. 27**	**Orlando**	**3-1**
Nov. 22	**Greenville**	**4-2**	Jan. 31	at Florida	1-5	**Mar. 28**	**Jacksonville**	**6-3**
Nov. 23	**South Carolina**	**2-3**	Feb. 3	at Greensboro	6-3	Apr. 2	at Greenville	0-4
Nov. 26	**South Carolina**	**6-3**	**Feb. 4**	**Florida**	**3-1**	**Apr. 3**	**Greenville**	**2-3**
Nov. 29	**Greenville**	**3-2***	**Feb. 6**	**Jacksonville**	**4-3***	**Apr. 4**	**Savannah**	**1-2**
Nov. 30	**Greenville**	**2-1***	Feb. 11	at Greenville	3-2	**Apr. 7**	**Savannah**	**2-3***
Dec. 5	at Jacksonville	7-2	**Feb. 13**	**Adirondack**	**1-4**	**Apr. 10**	**Orlando**	**3-4***
Dec. 6	at Jacksonville	3-4	**Feb. 14**	**Adirondack**	**2-5**	Apr. 11	at Jacksonville	5-4#
Dec. 7	**Jacksonville**	**3-2**	**Feb. 16**	**Adirondack**	**3-4#**	Apr. 12	at Savannah	2-4
Dec. 10	at Utah	6-3	Feb. 20	at South Carolina	4-2	Apr. 19	at Greenville	5-3
Dec. 12	at Utah	5-1	Feb. 21	at South Carolina	2-3*	+Apr. 24	at South Carolina	2-3
Dec. 13	at Utah	0-4	Feb. 22	at Savannah	0-3	+Apr. 25	at South Carolina	4-3
Dec. 19	**Jacksonville**	**3-2**	**Feb. 24**	**Savannah**	**7-4**	**+Apr. 27**	**South Carolina**	**0-4**
Dec. 20	at Greenville	2-1*	**Feb. 27**	**Jacksonville**	**6-5#**	**+Apr. 28**	**South Carolina**	**3-4**
Dec. 21	**Greenville**	**3-1**	Feb. 28	at Savannah	1-3	+May 1	at South Carolina	3-2*
Jan. 2	at Greenville	7-4	Mar. 1	at Greensboro	3-2	**+May 4**	**South Carolina**	**1-3**
Jan. 3	**Greensboro**	**3-0**	Mar. 4	at Orlando	1-5			

* - Overtime # - Shootout + - Kelly Cup Playoffs

Jared Youngman
President

Originally from Layton, Utah, Jared Youngman enters his third season with the Atlanta Gladiators. Youngman began his career with the Utah Grizzlies in 1999, starting off as an intern and progressing through roles such as account executive and Director of Ticket Sales. In April 2009, he was named Vice President of the club, a role he held for 15 years. The Grizzlies averaged 6,003 fans per game during the 2023-24 season, which ranked within the top ten of all ECHL teams. This number is the biggest average attendance Utah has had since joining the ECHL. In addition, the Grizzlies had seven games in the 2023-24 season with crowds larger than 8,200 and 11 games of more than 7,500.

2763 Meadow Church Rd. Suite 140, Duluth, GA 30097

Office . . . . . .(770) 497-5100
Arena . . . . . .Gas South Arena
Radio Station .youtube.com/@AtlantaGladiators
Team Colors . . . . . .Maroon, Black and White

Email . . . . . .hockey@atlantagladiators.com
Capacity 9,200
Broadcaster . . . . . .Guy Chiarenza

Team Directory

Owners . . . . . .Alex Campbell and Anson Carter
President . . . . . .Jared Youngman
Finance and Administration Director . . . . . .Alix Caldwell
Business Operations Manager . . . . . .Kari Reed
Director of Ticket Sales . . . . . .Trevor Wimmer
Director of Corporate Partnerships . . . . . .Natasha Carey
Game Operations Manager and Partnership Activation Coordinator . . . . . .Madeline Ryan
Manager of Service and Retention . . . . . .Alex Hobbs
Account Executives . . . . . .Tyler Catton, Chase Malley, Marshall Gada, Barbara Johnson
Director of Broadcasting & Communications . . . . . .Guy Chiarenza
Marketing Coordinator . . . . . .Abby Louangoudom
Social Media Coordinator . . . . . .Emma Schnibbe
Director of Community Engagement . . . . . .Derek Nesbitt
Merchandise Manager and Graphic Designer . . . . . .Jackson Packard
Head Coach/Director of Hockey Operations . . . . . .Matt Ginn
Assistant Coach . . . . . .Scott Davidson
Athletic Trainer . . . . . .Nick Nelson
Equipment Manager . . . . . .Ben Ellis

Bloomington Bison

NHL Affiliate: Winnipeg Jets

AHL Affiliate: Manitoba Moose

Year-by-Year Record

		Home					Away					Overall							
Season	**GP**	**W**	**L**	**T**	**OT**	**SO**	**W**	**L**	**T**	**OT**	**SO**	**W**	**L**	**T**	**OT**	**SO**	**GF**	**GA**	**PTS**
2025-26	72	18	16	2	1-1	1-1	19	14	3	5-1	3-2	37	30	5	6-2	4-3	224	219	79
2024-25	72	19	14	3	4-2	1-2	12	21	3	0-1	1-1	31	35	6	4-6	2-3	187	210	68

T - Includes Overtime and Shootout Losses

Year-by-Year Results

Season	Finished	Result
2026	3rd, Central	Lost Division Semifinals
2025	7th, Central	Out of Playoffs

All-Time Record vs. Other Clubs

Team	W-L-T	Team	W-L-T	Team	W-L-T	Team	W-L-T
Adirondack	0-0-0	Greenville	3-0-0	New Mexico	0-0-0	Tahoe	1-0-0
Allen	0-0-0	Idaho	0-0-0	Norfolk	0-0-0	Toledo	5-11-3
Atlanta	2-1-0	Indy	9-7-1	Orlando	0-0-0	Trenton	0-0-0
Cincinnati	4-6-1	Jacksonville	0-0-1	Rapid City	0-0-0	Trois-Rivieres	0-0-0
Florida	0-0-0	Kalamazoo	12-11-1	Reading	0-0-0	Tulsa	2-1-0
Fort Wayne	7-7-1	Kansas City	1-1-0	Savannah	1-1-0	Wheeling	0-3-0
Greensboro	0-0-0	Maine	0-3-0	South Carolina	0-0-0	Wichita	0-0-0
						Worcester	0-2-0

Web - BloomingtonBisonHockey.com

Club Records

Players

Most Points, Season	59	Nikita Sedov, 2025-26
Most Points, Game	5	Grant Porter at Greenville, Apr. 9, 2026
Most Goals, Season	27	Eddie Matsushima, 2024-25
Most Goals, Game	3	Kyle Jackson vs. Kalamazoo, Dec. 6, 2025
		Patrick Bajkov at Atlanta, Jan. 31, 2025
Most Assists, Season	46	Nikita Sedov, 2025-26
Most Assists, Game	5	Grant Porter at Greenville, Apr. 9, 2026
Most PIM, Season	135	Mikael Robidoux, 2025-26
Most PIM, Game	27	Jackson Leppard vs. Iowa, Oct. 26, 2025
		Connor Lockhart vs. Kalamazoo, Dec. 29, 2024

Goaltenders

Most Appearances	41	Dryden McKay, 2025-26
Most Minutes	2,404	Dryden McKay, 2025-26
Most Wins	24	Dryden McKay, 2025-26
Most Losses	16	Dryden McKay, 2025-26
Most OT/SO Losses	5	Dryden McKay, 2025-26
Most Shots	1,235	Dryden McKay, 2025-26
Most Saves	1,134	Dryden McKay, 2025-26
Most Shutouts	4	Dryden McKay, 2025-26
Lowest GAA	2.52	Dryden McKay, 2025-26
Best Save Percentage	.921	Yaniv Perets, 2024-25

Team

Most Points	79	2025-26
Fewest Points	68	2024-25
Most Wins	37	2025-26
Fewest Wins	31	2024-25
Most Losses	35	2024-25
Fewest Losses	30	2025-26
Most Goals Scored	224	2025-26
Fewest Goals Against	210	2024-25
Most Penalty Minutes	922	2025-26

Longest Winning Streak

Overall	4	Jan. 10-18, 2025
Home	4	Mar. 15-28, 2025
Road	4	Dec. 31, 2024-Jan. 25, 2025

Longest Winless Streak

Overall	4	Mar. 29-Apr. 5, 2025
		Feb. 14-19, 2025
Home	3	Jan. 19-26, 2025
		Oct. 19-26, 2024
Road	10	Feb. 14-Apr. 12, 2025

Regular Season Game Attendance Record
6,230 vs. Indy, Mar. 10, 2026

Postseason Game Attendance Record
2,113 vs, Toledo, Apr. 30, 2026

Regular Season Attendance Record
113,616, 2025-26

Playoff Record vs. Current Teams

	Series	W	L	GP	W	L	GF	GA	Last Mtg	Rnd	Result
Toledo	1	0	1	6	2	4	16	24	2026	DSF	L 2-4

All-Time Playoff Results

Year	Round	Opponent	Result	GF	GA	OT	Year	Round	Opponent	Result	GF	GA	OT
2026	DSF	Toledo	L 2-4	16	24	0-0							

2025-26 Regular Season Statistics

PLAYER	Pos	GP	G	A	PTS	+/-	PIM	PP	PPA	SH	SHA	GW	FG	OT	UA	EN	SOG	SOA	Shots	Sh%
Nikita Sedov	D	68	13	46	59	29	22	3	11	0	0	3	2	1	0	0	0	1	161	8.1
Deni Goure	C	18	8	14	22	13	6	0	4	0	0	1	1	1	1	0	0	1	33	24.2
TOTALS		66	20	29	49	1	28	3	8	0	0	1	2	1	2	2	2	4	152	13.2
Shane Ott	LW	69	13	33	46	-19	25	2	14	0	0	0	2	0	1	1	0	1	134	9.7
Kyle Jackson	LW	38	17	27	44	4	12	4	12	0	0	2	2	0	0	0	0	1	81	21.0
Eddie Matsushima	C	56	18	22	40	5	26	4	2	0	0	4	2	2	2	3	0	3	141	12.8
Sullivan Mack	LW	52	17	21	38	27	8	3	4	1	0	2	1	0	0	3	0	0	115	14.8
Mark Kaleinikovas	RW	56	14	18	32	1	40	4	4	0	0	2	3	0	1	0	0	0	97	14.4
Chongmin Lee	RW	40	9	23	32	0	30	3	2	0	0	2	1	0	0	1	1	3	80	11.3
Lou-Félix Denis	C	70	15	15	30	-8	71	3	4	0	1	3	1	0	1	1	0	0	93	16.1
Riku Ishida	D	59	11	15	26	-13	23	8	7	0	0	1	2	0	0	0	0	0	70	15.7
Brad Morrison	RW	24	3	5	8	4	17	0	0	0	0	1	0	0	0	0	0	0	37	8.1
TOTALS		56	7	15	22	5	54	0	0	0	0	2	0	0	0	0	0	0	70	10.0
Zach Faremouth	C	17	1	2	3	-2	6	0	0	0	1	1	0	1	0	0	0	0	19	5.3
TOTALS		70	10	11	21	-15	40	1	0	2	1	2	2	1	0	0	0	0	96	10.4
Brett Budgell	C	25	7	14	21	-3	12	2	3	3	0	0	2	0	2	0	0	1	71	9.9
Ayden MacDonald	LW	55	10	9	19	-12	44	4	3	0	0	0	0	0	1	0	1	5	89	11.2
Parker Gavlas	D	65	10	9	19	8	60	0	0	0	0	2	2	0	1	0	0	0	80	12.5
Grant Porter	RW	16	6	13	19	12	2	1	1	0	0	2	2	1	0	0	0	2	54	11.1
Mikhail Abramov	RW	44	8	9	17	0	4	0	3	1	0	2	3	0	0	1	0	0	59	13.6
Zakary Karpa	C	34	7	10	17	10	17	0	0	0	0	1	0	0	1	1	2	2	55	12.7
Brenden Datema	D	65	4	12	16	19	89	0	0	0	1	0	1	0	0	0	0	0	58	6.9
Kylor Wall	D	6	1	2	3	0	9	0	0	0	1	0	0	0	0	0	0	0	11	9.1
TOTALS		56	5	8	13	-14	47	0	0	0	1	0	0	0	0	0	0	0	88	5.7
Cullen Ferguson	D	65	1	12	13	3	36	0	0	0	0	0	0	0	0	0	0	0	72	1.4
Chris Ortiz	D	20	2	10	12	0	16	0	1	0	0	0	0	0	1	0	0	0	38	5.3
Daniel Tedesco	LW	19	4	7	11	-1	16	0	4	0	0	1	1	0	0	0	0	0	44	9.1
Matt Hubbarde	RW	20	2	2	4	-5	2	0	0	0	0	1	1	0	0	0	0	0	24	8.3
TOTALS		47	3	8	11	-7	10	0	1	0	0	1	2	0	0	0	0	0	52	5.8
Mikael Robidoux	F	45	2	8	10	-2	135	0	0	0	0	0	0	0	0	0	0	0	42	4.8
Parker Lindauer	LW	12	4	5	9	7	4	1	0	0	0	0	0	0	0	0	0	0	18	22.2
Brandon Yeamans	C	63	4	4	8	-6	119	0	0	0	0	1	0	0	0	0	0	0	63	6.3
Seung Jae Lee	D	46	3	5	8	-2	14	0	0	0	0	0	0	0	0	0	0	0	56	5.4
Jonny Evans	RW	21	2	3	5	-3	4	0	1	0	0	0	0	0	0	0	0	1	38	5.3
Ilya Tsulygin	RW	19	0	5	5	-6	2	0	2	0	0	0	0	0	0	0	1	1	9	0.0
Jesper Solomon-Frisell	D	29	2	1	3	-1	8	0	1	0	0	1	1	0	0	0	0	0	36	5.6
Kohei Sato	LW	8	1	1	2	-3	16	0	0	0	0	0	0	0	0	0	0	0	7	14.3
Cooper Moore	D	5	0	2	2	0	4	0	0	0	0	0	0	0	0	0	0	0	11	0.0
Tanner Schachle	LW	7	0	1	1	-3	8	0	0	0	0	0	0	0	0	0	0	0	1	0.0
TOTALS		17	0	2	2	-4	22	0	0	0	0	0	0	0	0	0	0	0	9	0.0
Griffen Fox	C	8	1	0	1	-2	2	0	0	0	0	0	0	0	0	0	0	0	2	50.0
Ivan Chukarov	D	8	0	1	1	-8	2	0	0	0	0	0	0	0	0	0	0	0	7	0.0
Hugo Ollas	G	18	0	1	1	0	0	0	0	0	1	0	0	0	0	0	0	0	0	0.0
Dryden McKay	G	41	0	1	1	0	0	0	0	0	0	0	0	0	0	0	0	0	0	0.0
TOTALS		45	0	1	1	0	0	0	0	0	0	0	0	0	0	0	0	0	1	0.0
Jake Barczewski	G	1	0	0	0	0	0	0	0	0	0	0	0	0	0	0	0	0	0	0.0
Noah Kane	LW	1	0	0	0	-1	0	0	0	0	0	0	0	0	0	0	0	0	1	0.0
Max Neill	C	2	0	0	0	-1	0	0	0	0	0	0	0	0	0	0	0	0	1	0.0
Theo Calvas	D	7	0	0	0	-3	0	0	0	0	0	0	0	0	0	0	0	0	3	0.0
Jacob Böll	LW	11	0	0	0	-2	7	0	0	0	0	0	0	0	0	0	0	0	5	0.0
Callum Tung	G	19	0	0	0	0	0	0	0	0	0	0	0	0	0	0	0	0	0	0.0
BENCH		72	4				4												4	
TEAM TOTALS		**72**	**224**	**388**	**612**	**36**	**922**	**42**	**83**	**5**	**5**	**33**	**30**	**6**	**12**	**11**	**5**	**22**	**2020**	**10.9**

GOALIE	GP	MINS	W	L	OTL	SOL	SO	EN	GA	GAA	SOGP	SOW	SA	SVS	SV%
Dryden McKay	41	2404	24	16	1	0	4	8	101	2.52	1	1	1235	1134	0.918
TOTALS	45	2640	25	19	1	0	4	9	112	2.55	1	1	1351	1239	0.917
Hugo Ollas	18	838	5	4	1	1	0	3	42	3.01	4	3	402	360	0.896
Callum Tung	19	1045	8	9	0	2	1	2	54	3.10	2	0	582	528	0.907
Jake Barczewski	1	59	0	1	0	0	0	1	5	5.12	0	0	33	28	0.848
Empty Net		40							14				14		
TEAM TOTALS	**72**	**4346**	**37**	**30**	**2**	**3**	**5**	**14**	**216**	**2.95**	**7**	**4**	**2266**	**2050**	**0.905**

2026 Kelly Cup Playoffs Statistics

PLAYER	Pos	GP	G	A	PTS	+/-	PIM	PP	PPA	SH	SHA	GW	FG	OT	UA	EN	Shots	Sh%
Deni Goure	C	6	2	6	8	1	0	1	1	0	0	0	2	0	0	0	6	33.3
Grant Porter	RW	6	3	3	6	0	0	0	1	0	0	1	0	0	0	0	18	16.7
Kyle Jackson	LW	6	0	5	5	-1	4	0	2	0	0	0	0	0	0	0	9	0.0
Shane Ott	LW	6	3	1	4	4	2	1	1	0	0	0	0	0	0	0	9	33.3
Chongmin Lee	RW	6	2	1	3	-3	11	1	0	0	0	1	0	0	0	0	7	28.6
Ayden MacDonald	LW	6	2	1	3	-3	10	2	1	0	0	0	0	0	0	0	9	22.2
Nikita Sedov	D	6	1	2	3	-8	2	0	1	0	0	0	0	0	0	1	10	10.0
Brenden Datema	D	5	1	1	2	-2	0	0	0	0	0	0	0	0	0	0	8	12.5
Eddie Matsushima	C	6	0	2	2	-5	0	0	1	0	0	0	0	0	0	0	9	0.0
Mark Kaleinikovas	RW	3	1	0	1	2	0	0	0	0	0	0	0	0	0	0	2	50.0
Cooper Moore	D	6	1	0	1	2	23	0	0	0	0	0	0	0	0	0	11	9.1
Mikhail Abramov	RW	5	0	1	1	-5	0	0	0	0	0	0	0	0	0	0	0	0.0
Lou-Félix Denis	C	6	0	1	1	-4	9	0	1	0	0	0	0	0	0	0	5	0.0
Parker Gavlas	D	6	0	1	1	-4	10	0	0	0	0	0	0	0	0	0	9	0.0
Riku Ishida	D	6	0	1	1	0	2	0	0	0	0	0	0	0	0	0	3	0.0
Zakary Karpa	C	6	0	1	1	-5	21	0	0	0	0	0	0	0	0	0	6	0.0
Cullen Ferguson	D	1	0	0	0	-1	2	0	0	0	0	0	0	0	0	0	1	0.0
Brad Morrison	RW	1	0	0	0	0	0	0	0	0	0	0	0	0	0	0	0	0.0
Mason Wheeler	D	1	0	0	0	-1	0	0	0	0	0	0	0	0	0	0	0	0.0
Parker Lindauer	LW	2	0	0	0	-3	2	0	0	0	0	0	0	0	0	0	2	0.0
Callum Tung	G	2	0	0	0	0	0	0	0	0	0	0	0	0	0	0	0	0.0
Brandon Yeamans	C	3	0	0	0	-1	7	0	0	0	0	0	0	0	0	0	0	0.0
Zach Faremouth	C	4	0	0	0	-2	2	0	0	0	0	0	0	0	0	0	5	0.0
Seung Jae Lee	D	5	0	0	0	-2	0	0	0	0	0	0	0	0	0	0	5	0.0
Dryden McKay	G	6	0	0	0	0	0	0	0	0	0	0	0	0	0	0	0	0.0
BENCH		6	0				0										0	
TEAM TOTALS		**6**	**16**	**27**	**43**	**-41**	**107**	**5**	**9**	**0**	**0**	**2**	**2**	**0**	**0**	**1**	**134**	**11.9**

GOALIE	GP	MINS	W	L	SO	EN	GA	GAA	SA	SVS	SV%
Dryden McKay	6	288	2	3	0	2	16	3.34	167	151	0.904
Callum Tung	2	67	0	1	0	1	5	4.46	40	35	0.875
Empty Net		5					3		3		
TEAM TOTALS	**6**	**355**	**2**	**4**	**0**	**3**	**24**	**4.00**	**210**	**186**	**0.886**

Phillip Barski
Head Coach

Phillip Barski was named the first head coach in Bloomington history on May 30, 2024. In 2025-26, he led the Bison to the first playoff appearance in team history. The 47-year-old began his coaching career with the Ontario Junior Hockey League's Pickering Panthers in 2013-14, and has gone to spend time in various leagues, including the Ontario Hockey League, USports and various leagues in Europe. He also spent two seasons in the ECHL as an assistant coach with the Greenville Swamp Rabbits from 2020-22. Prior to joining the Bison, Barski had spent the previous two seasons in the OHL as an assistant coach with the Barrie Colts.

Coaching Record

		Regular Season				Playoffs		
Season	**Team**	**Games**	**W**	**L**	**T**	**Games**	**W**	**L**
2024-25	**Bloomington Bison (ECHL)**	**72**	**31**	**35**	**6**	**--**	**--**	**--**
2025-26	**Bloomington Bison (ECHL)**	**72**	**37**	**30**	**5**	**6**	**2**	**4**
	ECHL Totals	**144**	**68**	**65**	**11**	**6**	**2**	**4**

Coaching History

Year	Coach	STD	W	L	T	PTS	Playoffs
2025-26	Phillip Barski	3-C	37	30	5	79	Lost Division Semifinals
2024-25	Phillip Barski	7-C	31	35	6	68	Out of Playoffs

2026-27 Schedule

Sat.	**Oct. 17**	**Kalamazoo**	Sun.	Dec. 20	at Toledo	**Sat.**	**Feb. 20**	**Toledo**
Fri.	**Oct. 23**	**Fort Wayne**	Sat.	Dec. 26	at Indy	**Tue.**	**Feb. 23**	**Kalamazoo**
Sat.	Oct. 24	at Cincinnati	**Sun.**	**Dec. 27**	**Cincinnati**	Fri.	Feb. 26	at Wheeling
Fri.	**Oct. 30**	**Indy**	Tue.	Dec. 29	at Toledo	Sat.	Feb. 27	at Wheeling
Sat.	Oct. 31	at Kalamazoo	Thu.	Dec. 31	at Wheeling	Wed.	Mar. 3	at Fort Wayne
Fri.	Nov. 6	at Fort Wayne	**Sat.**	**Jan. 2**	**Fort Wayne**	**Fri.**	**Mar. 5**	**Adirondack**
Sat.	Nov. 7	at Cincinnati	Sun.	Jan. 3	at Indy	**Sat.**	**Mar. 6**	**Adirondack**
Sat.	**Nov. 14**	**Cincinnati**	**Fri.**	**Jan. 8**	**Kalamazoo**	Sun.	Mar. 7	at Indy
Sun.	**Nov. 15**	**Wheeling**	**Sat.**	**Jan. 9**	**Indy**	**Fri.**	**Mar. 12**	**Wichita**
Tue.	Nov. 17	at Cincinnati	Fri.	Jan. 15	at Kalamazoo	**Sat.**	**Mar. 13**	**Wichita**
Fri.	**Nov. 20**	**Fort Wayne**	Sat.	Jan. 16	at Kalamazoo	**Sun.**	**Mar. 14**	**Wichita**
Sat.	**Nov. 21**	**Fort Wayne**	**Fri.**	**Jan. 22**	**Worcester**	Wed.	Mar. 17	at Fort Wayne
Sun.	Nov. 22	at Fort Wayne	**Sat.**	**Jan. 23**	**Worcester**	**Fri.**	**Mar. 19**	**Toledo**
Wed.	Nov. 25	at Cincinnati	**Sun.**	**Jan. 24**	**Indy**	**Sat.**	**Mar. 20**	**Fort Wayne**
Fri.	**Nov. 27**	**Indy**	Fri.	Jan. 29	at Maine	**Sun.**	**Mar. 21**	**Fort Wayne**
Sat.	**Nov. 28**	**Indy**	Sat.	Jan. 30	at Maine	Thu.	Mar. 25	at Wichita
Sun.	Nov. 29	at Indy	Sun.	Jan. 31	at Maine	Fri.	Mar. 26	at Wichita
Fri.	**Dec. 4**	**Kalamazoo**	Fri.	Feb. 5	at Indy	Sat.	Mar. 27	at Wichita
Sat.	**Dec. 5**	**Kalamazoo**	Sat.	Feb. 6	at Toledo	Fri.	Apr. 2	at Indy
Fri.	Dec. 11	at Fort Wayne	Sun.	Feb. 7	at Toledo	Sat.	Apr. 3	at Cincinnati
Sat.	Dec. 12	at Indy	**Wed.**	**Feb. 10**	**Toledo**	**Sun.**	**Apr. 4**	**Indy**
Sun.	**Dec. 13**	**Wheeling**	**Fri.**	**Feb. 12**	**Trois-Rivières**	**Fri.**	**Apr. 9**	**Fort Wayne**
Fri.	**Dec. 18**	**Toledo**	**Sat.**	**Feb. 13**	**Trois-Rivières**	Sat.	Apr. 10	at Kalamazoo
Sat.	Dec. 19	at Toledo	**Fri.**	**Feb. 19**	**Toledo**	Sun.	Apr. 11	at Kalamazoo

2025-26 Results

Oct. 18	**Iowa**	**5-6#**	Dec. 31	at Fort Wayne	4-3	Feb. 28	at Toledo	0-5
Oct. 24	**Toledo**	**4-2**	Jan. 2	at Indy	0-5	**Mar. 6**	**Utah**	**3-2**
Oct. 25	**Toledo**	**2-6**	Jan. 3	at Wheeling	1-4	**Mar. 10**	**Indy**	**4-3**
Oct. 31	**Kalamazoo**	**4-2**	Jan. 4	at Toledo	1-4	**Mar. 13**	**Kalamazoo**	**2-6**
Nov. 1	at Cincinnati	4-5*	**Jan. 7**	**Kalamazoo**	**4-3**	**Mar. 14**	**Fort Wayne**	**3-2***
Nov. 5	at Indy	4-2	**Jan. 10**	**Cincinnati**	**5-0**	Mar. 18	at Cincinnati	1-2
Nov. 7	at Indy	0-5	Jan. 16	at Fort Wayne	5-2	**Mar. 20**	**Iowa**	**3-2**
Nov. 8	**Indy**	**1-3**	Jan. 17	at Fort Wayne	2-3	**Mar. 21**	**Iowa**	**7-2**
Nov. 9	at Kalamazoo	3-4#	**Jan. 18**	**Toledo**	**3-0**	**Mar. 22**	**Iowa**	**4-6**
Nov. 14	**Iowa**	**3-1**	**Jan. 23**	**Cincinnati**	**1-5**	Mar. 27	at Fort Wayne	3-4#
Nov. 15	at Iowa	3-1	**Jan. 24**	**Indy**	**1-3**	Mar. 28	at Toledo	4-3*
Nov. 19	at Indy	4-1	**Jan. 25**	**Indy**	**3-0**	Mar. 29	at Toledo	3-4
Nov. 21	at Fort Wayne	2-5	**Jan. 28**	**Tahoe**	**4-1**	**Apr. 3**	**Indy**	**4-2**
Nov. 26	at Iowa	4-3*	Jan. 31	at Cincinnati	1-2	**Apr. 5**	**Kalamazoo**	**1-3**
Nov. 28	**Iowa**	**2-3***	Feb. 1	at Kalamazoo	4-3#	Apr. 9	at Greenville	8-5
Nov. 30	at Iowa	5-1	Feb. 6	at Kalamazoo	5-2	Apr. 11	at Greenville	3-2#
Dec. 3	at Toledo	4-3*	Feb. 7	at Kalamazoo	2-5	Apr. 12	at Greenville	4-0
Dec. 5	**Kalamazoo**	**3-4**	Feb. 8	at Fort Wayne	5-0	Apr. 15	at Iowa	4-3*
Dec. 6	**Kalamazoo**	**5-1**	Feb. 13	at Utah	3-5	**Apr. 17**	**Iowa**	**3-4**
Dec. 10	at Kalamazoo	5-4#	Feb. 14	at Utah	3-1	**Apr. 18**	**Iowa**	**5-2**
Dec. 12	**Indy**	**6-3**	Feb. 16	at Utah	4-3*	+Apr. 23	at Toledo	1-4
Dec. 13	**Kansas City**	**3-2#**	**Feb. 20**	**Maine**	**1-4**	+Apr. 25	at Toledo	3-4
Dec. 14	**Kansas City**	**1-2**	**Feb. 21**	**Maine**	**3-4**	**+Apr. 27**	**Toledo**	**3-6**
Dec. 17	**Fort Wayne**	**3-4**	**Feb. 22**	**Maine**	**2-5**	**+Apr. 29**	**Toledo**	**5-3**
Dec. 19	**Kalamazoo**	**2-6**	Feb. 25	at Iowa	3-5	**+Apr. 30**	**Toledo**	**2-1**
Dec. 20	**Kalamazoo**	**1-2**	Feb. 27	at Toledo	2-4	+May 3	at Toledo	2-6

* - Overtime # - Shootout + - Kelly Cup Playoffs

Andy Zilch
President

Andy Zilch is in his second season as the Bison's President. He has 15 years of experience in professional hockey and has an array of front office experience ranging from corporate partnership sales, ticket sales, community relations, communications and marketing responsibilities. He joined the Bison in September 2024 and served as the Director of Media Relations and Broadcasting while calling all 36 home games on FloHockey and the Bison Audio Network. He previously worked in the American Hockey League for nine seasons between the San Diego Gulls, Utica Comets and Springfield Falcons. The St. Louis native began his professional career in the ECHL with the Greenville Road Warriors in 2012. Zilch has displayed a strong passion for community involvement over his career. This past season, he made visits to local youth hockey practices as well as elementary schools in the area. He has volunteered for charities and participated in community events such as the Habitat for Humanity, the Shriner's Hospital, the Western Mass Sled Hockey Team and at elementary schools focusing on PARP (Parents as Reading Partners) to encourage young students the importance of reading. Before his professional career, Andy earned a bachelor's degree in 2009 at Lindenwood University.

318 W. Washington St., Suite 2B, Bloomington, IL 61701

Office . . . . . .(309) 965-4373
Email . . . . . .communications . . . . . .@bloomingtonbisonhockey.com
Arena . . . . . .Grossinger Motors Arena
Capacity 6,133
Radio Station . . . . . .Mixlr.com/
Broadcaster . . . . . .Erik Konwinski
Team Colors . . . . . .Cyan, Red and Black

Team Directory

President . . . . . .Andy Zilch
Controller . . . . . .Landon Blanchette
VP of Brand Partnerships . . . . . .Greg Zook
Director of Ticket Sales . . . . . .David Casey
Director of Game Operations . . . . . .David Galli
Director of Digital Media . . . . . .Maddie Gann
Director of Community Relations and Partnership Fulfillment . . . . . .Maddie Keefe
Manager of Media Relations and Broadcasting . . . . . .Erik Konwinski
Social Media Manager . . . . . .Annette Rooney
Retail Manager . . . . . .Andrew May
Group Sales Manager . . . . . .Jonathon Rubin
Ticket Operations Coordinator . . . . . .Jason Proot
Ticket Sales Account Executives . . . . . .Gabriel Matherly, Sydney Chong, Jonah Blair
Head Coach/Vice Preisdent of Hockey Operations . . . . . .Phillip Barski
Assistant Coaches . . . . . .Parsa Monsef and Wacey Rabbit
Strength and Conditioning Coach . . . . . .Chad Letterie
Director of Scouting . . . . . .Dan Larmer
Head Athletic Trainer . . . . . .TBD
Head Equipment Manager . . . . . .Josh Pentico
Assistant Equipment Manager . . . . . .Zack Grether
Team Chaplain . . . . . .Isaac Steidinger

Cincinnati Cyclones

NHL Affiliate: Toronto Maple Leafs **AHL Affiliate:** Toronto Marlies

Year-by-Year Record

		Home					Away					Overall							
Season	**GP**	**W**	**L**	**T**	**OT**	**SO**	**W**	**L**	**T**	**OT**	**SO**	**W**	**L**	**T**	**OT**	**SO**	**GF**	**GA**	**PTS**
2025-26	72	14	18	4	5-3	1-1	21	14	1	8-1	0-0	35	32	5	13-4	1-1	217	248	75
2024-25	72	17	12	7	3-7	0-0	12	20	4	1-4	0-0	29	32	11	4-11	0-0	184	207	69
2023-24	72	18	14	4	3-4	0-0	13	20	3	4-3	1-0	31	34	7	7-7	1-0	236	261	69
2022-23	72	23	8	5	3-3	1-2	24	8	4	3-3	0-1	47	16	9	6-6	1-3	266	216	103
2021-22	72	23	11	2	2-1	2-1	13	21	2	1-2	0-0	36	32	4	3-3	2-1	243	239	76
2019-20	63	26	5	3	4-3	0-0	12	12	5	2-4	0-1	38	17	8	6-7	0-1	196	161	84
2018-19	72	30	2	4	1-2	2-2	21	11	4	4-5	4-3	51	13	8	4-5	4-3	282	176	110
2017-18	72	21	12	3	4-3	0-0	18	18	0	4-0	2-0	39	30	3	8-3	2-0	226	220	81
2016-17	72	22	10	4	2-4	2-0	14	19	3	1-2	2-1	36	29	7	3-6	4-1	200	209	79
2015-16	72	23	8	5	2-2	1-3	13	19	4	3-3	1-1	36	27	9	5-5	2-4	222	210	81
2014-15	72	17	13	6	1-2	1-4	14	17	5	2-0	0-5	31	30	11	3-2	1-9	195	212	73
2013-14	72	17	14	5	2-3	3-2	24	9	3	2-1	4-2	41	23	8	4-4	7-4	247	204	90
2012-13	72	22	11	3	2-2	3-1	20	11	5	1-3	2-2	42	22	8	3-5	5-3	227	195	92
2011-12	72	26	7	3	3-0	2-2	9	21	6	2-3	1-4	35	28	9	2-3	3-8	228	227	79
2010-11	72	15	17	4	3-2	2-2	18	12	6	1-4	2-2	33	29	10	4-6	4-4	199	229	76
2009-10	72	23	11	2	1-1	1-1	21	14	1	2-0	4-1	44	25	3	3-1	5-2	235	200	91
2008-09	72	19	13	4	3-1	0-3	22	13	1	2-1	0-0	41	26	5	5-2	3-3	256	231	87
2007-08	72	29	4	3	1-1	5-2	26	8	2	1-0	1-2	55	12	5	2-1	6-4	292	178	115
2006-07	72	19	13	4	1-2	2-2	18	16	2	0-2	1-0	37	29	6	1-4	3-2	213	198	80
2003-04	72	13	20	3	2-2	4-1	12	23	1	0-1	1-0	25	43	4	2-3	5-1	175	223	54
2002-03	72	20	12	4	2-1	2-1	16	17	3	0-2	3-3	36	29	7	2-3	5-4	257	236	79
2001-02	72	21	12	3	0-0	4-3	15	18	3	1-1	5-2	36	30	6	1-1	9-5	210	207	78
1998-99*	70	17	15	3	---	2-3	11	17	7	---	3-7	28	32	10	---	5-10	208	266	66
1997-98#	70	21	13	1	---	3-1	11	18	6	---	4-6	32	31	7	---	7-7	228	257	71
1996-97#	70	19	13	3	---	3-3	10	18	3	---	1-7	29	31	10	---	4-10	237	290	68
1995-96#	70	21	10	4	---	3-4	18	14	3	---	4-3	39	24	7	---	7-7	266	237	85

T - Includes Overtime and Shootout Losses (Games tied at end of regulation went directly to shootout from 1995-2000)
- Louisville RiverFrogs * - Miami Matadors

Year-by-Year Results

Season	**Finished**	**Result**	**Season**	**Finished**	**Result**
2026	6th, Central	Out of Playoffs	2011	3rd, North	Lost Conference Quarterfinals
2025	6th, Central	Out of Playoffs	2010	2nd, North	Won Kelly Cup
2024	6th, Central	Out of Playoffs	2009	1st, North	Lost Conference Finals
2023	1st, Central	Lost Division Finals	2008	1st, North	Won Kelly Cup
2022	4th, Central	Lost Division Semifinals	2007	3rd, North	Lost Division Finals
2020	1st, Central	No Playoffs due to COVID-19	2004	9th, Northern	Out of Playoffs
2019	1st, Central	Lost Division Finals	2003	3rd, Northwest	Lost Conference Finals
2018	3rd, Central	Lost Division Semifinals	2002	4th, Northwest	Lost First Round
2017	5th, South	Ouf of Playoffs	1999*	7th, Southeast	Out of Playoffs
2016	2nd, Midwest	Lost Conference Quarterfinals	1998#	6th, Northwest	Out of Playoffs
2015	5th, North	Out of Playoffs	1997#	7th, North	Out of Playoffs
2014	2nd, North	Lost Kelly Cup Finals	1996#	3rd, North	Lost First Round
2013	1st, North	Lost Conference Finals	# - Louisville RiverFrogs		* - Miami Matadors
2012	3rd, North	Out of Playoffs			

All-Time Record vs. Other Clubs

Team	**W-L-T**	**Team**	**W-L-T**	**Team**	**W-L-T**	**Team**	**W-L-T**
Adirondack	6-0-0	Greenville	14-13-3	New Mexico	0-0-0	Tahoe	0-0-0
Allen	10-2-1	Idaho	2-3-0	Norfolk	2-4-1	Toledo	81-69-25
Atlanta	14-13-1	Indy	53-38-11	Orlando	5-8-1	Trenton	0-0-0
Bloomington	3-3-0	Jacksonville	1-1-0	Rapid City	5-2-0	Trois-Rivieres	0-1-0
Florida	14-13-1	Kalamazoo	81-45-15	Reading	32-24-7	Tulsa	9-2-0
Fort Wayne	48-43-15	Kansas City	7-11-3	Savannah	2-0-0	Wheeling	93-75-11
Greensboro	0-0-0	Maine	2-1-0	South Carolina	16-7-4	Wichita	8-4-0
						Worcester	2-1-0

Web - CyclonesHockey.com

Club Records

Players

Most Points, Season	106	David Desharnais, 2007-08
Most Points, Game	6	Justin Vaive at Indy, Feb. 25, 2023
		Matt Noga vs. Reading, Dec. 27, 2002
Most Goals, Season	46	Sheldon Gorski, 1997-98
Most Goals, Game	5	Sheldon Gorski vs. Huntington, Mar. 6, 1998
Most Assists, Season	77	David Desharnais, 2007-08
Most Assists, Game	5	Matt Noga vs. Reading, Dec. 27, 2002
Most PIM, Season	373	Chris Rowland, 1995-96
Most PIM, Game	49	Travis Tucker vs. Columbus, Jan. 15, 1996

Goaltenders

Most Appearances	54	Brent Belecki, 1998-99
Most Minutes	2,938	Brent Belecki, 1998-99
Most Wins	29	Michael Houser, 2018-19
		Alain Morissette, 1995-96
Most Losses	27	Randy Petruk, 2003-04
Most OT/SO Losses	10	Rob Madore, 2014-15
Most Shots	1,750	Brent Belecki, 1998-99
Most Saves	1,577	Brent Belecki, 1998-99
Most Shutouts	5	Cedrick Desjardins, 2007-08
		Alex Westlund, 2001-02
Lowest GAA	2.13	Michael Houser, 2018-19
Best Save Percentage	.922	Michael Houser, 2018-19

Team

Most Points	115	2007-08
Fewest Points	54	2003-04
Most Wins	55	2007-08
Fewest Wins	25	2003-04
Most Losses	43	2003-04
Fewest Losses	12	2007-08
Most Goals Scored	292	2007-08
Fewest Goals Against	176	2018-19
Most Penalty Minutes	2,041	1995-96

Longest Winning Streak

Overall	17	Jan. 16-Feb. 29, 2008
Home	14	Jan. 5-Mar. 12, 2008
Road	11	Feb. 10-Mar. 26, 2023

Longest Winless Streak

Overall	13	1996-97
Home	7	Jan. 27-Feb. 25, 2024
Road	11	Mar. 4-Apr. 11, 2015

Regular Season Attendance Record
16,529 vs. Indy, Feb. 27, 2016
Postseason Game Attendance Record
13,438 vs. Idaho, May 21, 2010
Regular Season Attendance Record
238,796, 2023-24

Playoff Record vs. Current Teams

	Series	W	L	GP	W	L	GF	GA	Last Mtg	Rnd	Result
Atlanta	1	1	0	6	4	2	18	14	2013	CSF	W 4-2
Fort Wayne	4	2	2	25	12	13	59	73	2023	DSF	W 4-3
Greenville	1	1	0	6	4	2	20	19	2014	CF	W 4-2
Idaho	1	1	0	5	4	1	12	9	2010	Finals	W 4-1
Kalamazoo	1	1	0	6	4	2	20	12	2019	DSF	W 4-2
Orlando	1	1	0	6	4	2	17	12	2014	CQF	W 4-2
Reading	4	2	2	23	10	13	72	62	2013	CQF	L 1-4
South Carolina	4	2	2	17	7	10	49	51	2010	CQF	W 3-2
Toledo	6	3	3	29	14	15	76	81	2023	DF	L 0-4
Wheeling	1	1	0	7	4	3	17	21	2009	DSF	W 4-3

All-Time Playoff Results

Year	Round	Opponent	Result	GF	GA	OT
2023	DF	Toledo	L 0-4	7	22	0-0
	DSF	Fort Wayne	W 4-3	12	18	1-0
2022	DSF	Toledo	L 3-4	16	21	1-1
2019	DF	Toledo	L 1-4	10	15	0-0
	DSF	Kalamazoo	W 4-2	20	12	0-0
2018	DSF	Fort Wayne	L 1-4	14	19	1-1
2016	CQF	Fort Wayne	L 3-4	14	23	1-2
2014	Finals	Alaska	L 2-4	10	17	0-0
	CF	Greenville	W 4-2	20	19	2-1
	CSF	Fort Wayne	W 4-2	19	13	2-1
	CQF	Orlando	W 4-2	17	12	0-1
2013	CF	Reading	L 1-4	12	16	1-2
	CSF	Gwinnett	W 4-2	18	14	1-0
	CQF	Toledo	W 4-2	19	14	2-1
2011	CQF	Reading	L 1-3	10	12	0-2
2010	Finals	Idaho	W 4-1	12	9	0-1
	CF	Reading	W 4-3	23	19	0-0
	CSF	Charlotte	W 4-3	18	22	0-0
	CQF	South Carolina	W 3-2	13	9	2-1
2009	CF	South Carolina	L 0-4	10	17	0-0
	DF	Elmira	W 4-0	19	9	0-0
	DSF	Wheeling	W 4-3	17	21	1-0
2008	Finals	Las Vegas	W 4-2	15	8	0-0
	CF	South Carolina	W 4-1	20	13	2-1
	DF	Reading	W 4-3	23	19	0-0
	DSF	Johnstown	W 4-0	16	7	0-0
2007	DF	Dayton	L 3-4	17	25	0-0
	DSF	Toledo	W 3-0	14	4	0-0
2003	CF	Atlantic City	L 3-4	20	23	0-0
	DF	Toledo	W 3-1	10	5	0-0
	DSF	Peoria	W 3-1	10	8	2-1
2002	DSF	Dayton	L 0-3	2	7	0-1
1996	1st	South Carolina	L 0-3	6	12	0-0

2025-26 Regular Season Statistics

PLAYER	Pos	GP	G	A	PTS	+/-	PIM	PP	PPA	SH	SHA	GW	FG	OT	UA	EN	SOG	SOA	Shots	Sh%
Ryan Kirwan	F	60	26	33	59	9	14	9	9	0	0	6	2	2	1	1	1	3	294	8.8
Ben King	F	43	13	33	46	-1	30	3	13	1	1	2	1	0	1	0	0	0	112	11.6
Gunnarwolfe Fontaine	F	71	21	24	45	-7	28	5	7	0	0	4	3	2	0	0	0	2	140	15.0
Sam Stevens	F	47	15	28	43	9	54	4	8	0	0	2	4	1	1	0	0	1	155	9.7
Jake Johnson	D	59	5	38	43	-5	24	1	18	0	1	1	2	1	0	0	1	1	72	6.9
John Jaworski	F	55	15	20	35	3	21	3	2	4	1	3	2	1	1	0	0	0	85	17.6
Nick Rhéaume	F	66	15	18	33	-1	137	2	3	1	1	2	3	0	2	1	0	1	158	9.5
Luke Grainger	F	63	19	10	29	-20	22	4	1	0	0	2	5	2	2	0	0	1	102	18.6
Elijah Vilio	D	66	10	16	26	6	26	0	1	0	1	4	2	4	1	0	0	1	137	7.3
Marko Sikic	F	54	11	13	24	-5	6	0	0	0	0	2	2	0	1	0	0	1	109	10.1
Zack Trott	F	44	8	14	22	-2	20	2	2	0	0	0	1	0	0	0	0	0	54	14.8
Aaron Bohlinger	D	62	2	20	22	5	16	0	4	0	0	1	0	0	0	0	0	1	63	3.2
Justin Vaive	F	70	12	9	21	-11	31	6	5	0	0	1	2	0	0	0	0	1	86	14.0
Lincoln Griffin	F	39	7	9	16	-17	10	0	0	0	0	0	1	0	0	1	0	0	40	17.5
Gabriel Bernier	F	23	8	7	15	1	6	2	3	0	0	2	3	0	1	1	0	2	40	20.0
Christian Felton	D	5	0	2	2	-1	2	0	0	0	0	0	0	0	0	0	0	0	10	0.0
TOTALS		35	3	8	11	-2	17	1	1	0	0	0	0	0	0	0	0	0	53	5.7
Adam Kydd	F	16	4	5	9	7	4	1	2	0	0	0	0	0	0	0	0	0	21	19.0
Andrew Noel	D	31	2	7	9	-2	35	0	0	0	1	0	0	0	0	0	0	0	31	6.5
Liam Kidney	F	19	4	4	8	2	12	0	0	0	0	0	0	0	0	0	0	1	23	17.4
Shawn Kennedy	F	8	0	3	3	-1	2	0	0	0	0	0	0	0	0	0	1	2	6	0.0
TOTALS		25	1	7	8	-5	12	0	0	0	0	0	0	0	0	0	1	2	21	4.8
Rhett Parsons	D	53	1	7	8	-11	74	0	0	0	1	0	0	0	0	0	0	1	56	1.8
Jordan Kaplan	F	25	2	5	7	-9	8	1	2	0	0	0	1	0	0	0	0	0	37	5.4
Jaxson Murray	F	17	3	3	6	0	2	1	0	0	0	1	1	0	0	0	0	1	28	10.7
Landon Sim	F	18	2	4	6	-4	44	0	0	0	0	0	0	0	0	0	0	0	28	7.1
Ryan McCleary	D	28	1	5	6	-4	10	0	0	0	0	0	0	0	0	0	0	0	19	5.3
Griffin Ludtke	D	14	0	6	6	-3	4	0	0	0	0	0	0	0	0	0	0	0	16	0.0
Max Smolinski	D	17	2	3	5	4	4	0	0	0	0	1	1	0	0	0	0	0	20	10.0
Braeden Kressler	F	7	1	4	5	-2	6	0	3	0	0	0	0	0	0	0	0	0	8	12.5
Ken Appleby	G	42	0	5	5	0	0	0	2	0	0	0	0	0	0	0	0	0	1	0.0
Max Helgeson	F	15	0	4	4	-2	4	0	0	0	0	0	0	0	0	0	0	0	16	0.0
Kurtis Henry	D	20	0	1	1	-7	15	0	0	0	0	0	0	0	0	0	0	1	16	0.0
TOTALS		47	0	4	4	-4	48	0	0	0	0	0	0	0	0	0	0	1	43	0.0
Spencer Cox	D	28	1	2	3	-8	14	0	0	0	0	0	1	0	0	0	0	0	31	3.2
Remy Parker	F	16	2	0	2	-4	2	0	0	0	0	0	1	0	0	0	0	0	26	7.7
Justin Portillo	F	43	1	1	2	-8	72	0	0	0	0	0	0	0	0	0	0	1	15	6.7
Kyle McClellan	G	12	0	2	2	0	0	0	1	0	0	0	0	0	0	0	0	0	0	0.0
Nick Carabin	D	13	0	2	2	-5	4	0	0	0	0	0	0	0	0	0	0	0	13	0.0
Blake Tosto	F	2	1	0	1	2	0	0	0	0	0	0	0	0	0	0	0	0	3	33.3
Mitchell Wolfe	D	2	1	0	1	-2	0	0	0	0	0	0	0	0	0	0	0	0	3	33.3
Owen Cole	F	19	1	0	1	-8	0	0	0	0	0	0	0	0	0	0	0	0	16	6.3
Adam Robbins	F	4	0	1	1	1	0	0	1	0	0	0	0	0	0	0	0	0	5	0.0
Hayden Ford	D	7	0	1	1	1	0	0	0	0	0	0	0	0	0	0	0	0	3	0.0
TOTALS		9	0	1	1	1	0	0	0	0	0	0	0	0	0	0	0	0	4	0.0
Tommy Scarfone	G	18	0	1	1	0	0	0	0	0	1	0	0	0	0	0	0	0	0	0.0
Cole Fraser	D	20	0	1	1	-13	65	0	0	0	0	0	0	0	0	0	0	0	23	0.0
Aaron Chiarot	D	7	0	1	1	1	4	0	0	0	0	0	0	0	0	0	0	1	8	0.0
TOTALS		22	0	1	1	-1	41	0	0	0	0	0	0	0	0	0	0	1	11	0.0
Austin Saint	F	3	0	0	0	-1	0	0	0	0	0	0	0	0	0	0	0	0	5	0.0
Kaidan Mbereko	G	4	0	0	0	0	0	0	0	0	0	0	0	0	0	0	0	0	0	0.0
Brayden Stannard	F	8	0	0	0	-2	0	0	0	0	0	0	0	0	0	0	0	0	5	0.0
Luke Pavicich	G	2	0	0	0	0	0	0	0	0	0	0	0	0	0	0	0	0	0	0.0
TOTALS		10	0	0	0	0	0	0	0	0	0	0	0	0	0	0	0	0	0	0.0
BENCH		72	1				8												1	
TEAM TOTALS		**72**	**217**	**372**	**589**	**-115**	**840**	**44**	**87**	**6**	**8**	**34**	**38**	**13**	**11**	**4**	**3**	**23**	**2140**	**10.1**

GOALIE	GP	MINS	W	L	OTL	SL	SO	EN	GA	GAA	SOGP	SOW	SA	SVS	SV%
Ken Appleby	42	2425	23	16	1	0	1	3	118	2.92	1	1	1254	1136	0.906
Luke Pavicich	2	99	1	1	0	0	0	1	5	3.03	0	0	46	41	0.891
TOTALS	10	536	4	5	1	0	0	2	27	3.02	1	1	291	264	0.907
Kaidan Mbereko	4	245	1	2	0	1	0	0	13	3.19	1	0	117	104	0.889
Tommy Scarfone	18	970	7	7	2	0	0	3	58	3.59	0	0	496	438	0.883
Kyle McClellan	12	604	3	6	1	0	0	1	45	4.47	0	0	300	255	0.850
Empty Net		37							8				8		
TEAM TOTALS	**72**	**4343**	**35**	**32**	**4**	**1**	**1**	**8**	**247**	**3.38**	**2**	**1**	**2221**	**1974**	**0.889**

Riley Weselowski
Head Coach/Director of Hockey Operations

Riley Weselowski enters his second season as Cincinnati's head coach and director of hockey operations after being named to the postion on June 5, 2025. Weselowski joins the Cyclones from the Kansas City Mavericks where he served as the Associate Head Coach for the previous two seasons. Under Weselowski's leadership, the Kansas City Mavericks recorded 103 wins, and 217 points over the past two seasons, more than any other ECHL franchise. The Mavericks would claim the 2023-24 Brabham Cup, with the best regular season record that year and advanced to the 2024 Kelly Cup Finals. Additionally, he helped lead Kansas City to two division championships, and back-to-back appearances in the Western Conference Finals. Over the past two seasons, teams under Weselowski have ranked first in the ECHL in goals scored (561) and second in goals allowed (380). His leadership has led to numerous AHL and European contracts for players under his tenure. One of his most critical responsibilities in Kansas City was to build and maintain a strong relationship with NHL and AHL affiliates, something he looks to continue with the Toronto Maple Leafs and the Toronto Marlies. Weselowski, 40, played in over 700 professional games across 13 seasons between the ECHL and Central Hockey League. In 446 ECHL games, the Pilot Mound, Manitoba native recorded 115 points (25g-90a) with five different organizations. Weselowski was named a team captain in each of his final 11 professional seasons. In addition, he was awarded the 2012 CHL Top Defenseman Award and the 2012 CHL Man of the Year Award for his community involvement. The Rapid City Rush retired his number 6 at the conclusion of his playing career.

Coaching Record		**Regular Season**				**Playoffs**		
Season	**Team**	**Games**	**W**	**L**	**T**	**Games**	**W**	**L**
2025-26	**Cincinnati Cyclones (ECHL)**	**72**	**35**	**32**	**5**	**--**	**--**	**--**

Coaching History

Year	Coach	STD	W	L	T	PTS	Playoffs
2025-26	Riley Weselowski	6-C	35	32	5	75	Out of Playoffs
2024-25	Jason Payne	6-C	29	32	11	69	Out of Playoffs
2023-24	Jason Payne	6-C	31	34	7	69	Out of Playoffs
2022-23	Jason Payne	1-C	47	16	9	103	Lost Division Finals
2021-22	Jason Payne	4-C	36	32	4	76	Lost Division Semifinals
2019-20	Matt Thomas	1-C	38	17	8	84	No Playoffs due to COVID-19
2018-19	Matt Thomas	1-C	51	13	8	110	Lost Division Finals
2017-18	Matt Macdonald	3-C	39	30	3	81	Lost Division Semifinals
2016-17	Matt Macondald	5-S	36	29	7	79	Out of Playoffs
2015-16	Matt Macdonald	2-M	36	27	9	81	Lost Conference Quarterfinals
2014-15	Matt Macdonald	5-N	31	30	11	73	Out of Playoffs
2013-14	Ben Simon	2-N	41	23	8	90	Lost Kelly Cup Finals
2012-13	Jarrod Skalde	1-N	42	22	8	92	Lost Conference Finals
2011-12	Jarrod Skalde	3-N	35	28	9	79	Out of Playoffs
2010-11	Jarrod Skalde	3-N	33	29	10	76	Lost Conference Quarterfinals
2009-10	Chuck Weber	2-N	44	25	3	91	Won Kelly Cup
2008-09	Chuck Weber	1-N	41	26	5	87	Lost Conference Finals
2007-08	Chuck Weber	1-N	55	12	5	115	Won Kelly Cup
2006-07	Chuck Weber	3-N	37	29	6	80	Lost Division Finals
2003-04	Chris Cichocki	9-N	25	43	4	54	Out of Playoffs
2002-03	Malcolm Cameron	3-NW	36	29	7	79	Lost Conference Finals
2001-02	Paul Lawless	4-NW	10	2	1	21	Lost First Round
	Ray Edwards		26	28	5	57	
1998-99*	Terry Christensen	7-SE	28	32	10	66	Out of Playoffs
1997-98#	Warren Young	6-NW	32	31	7	71	Out of Playoffs
1996-97#	Warren Young	7-N	29	31	10	68	Out of Playoffs
1995-96#	Warren Young	3-N	39	24	7	85	Lost First Round

* - Miami Matadors
# - Louisville RiverFrogs

2026-27 Schedule

Sat.	Oct. 17	at Indy	**Sat.**	**Dec. 12**	**Kalamazoo**	Sat.	Feb. 13	at Wheeling
Sat	**Oct. 24**	**Bloomington**	**Wed.**	**Dec. 16**	**Indy**	**Wed.**	**Feb. 17**	**Toledo**
Sun.	Oct. 25	at Indy	**Fri.**	**Dec. 18**	**Wheeling**	**Fri.**	**Feb. 19**	**Fort Wayne**
Wed.	**Oct. 28**	**Indy**	Sat.	Dec. 19	at Wheeling	**Sat.**	**Feb. 20**	**Fort Wayne**
Sat.	Oct. 31	at Wheeling	Sun.	Dec. 20	at Wheeling	**Fri.**	**Feb. 26**	**Rapid City**
Sun.	Nov. 1	at Wheeling	Sat.	Dec. 26	at Kalamazoo	**Sat.**	**Feb. 27**	**Rapid City**
Tue.	Nov. 3	at Indy	Sun.	Dec. 27	at Bloomington	Wed.	Mar. 3	at Reading
Fri.	**Nov. 6**	**Indy**	**Tue.**	**Dec. 29**	**Kalamazoo**	Fri.	Mar. 5	at Reading
Sat.	**Nov. 7**	**Bloomington**	**Thu.**	**Dec. 31**	**Tahoe**	Sat.	Mar. 6	at Reading
Sun.	Nov. 8	at Indy	**Sat.**	**Jan. 2**	**Tahoe**	Fri.	Mar. 12	at Toledo
Fri.	**Nov. 13**	**Indy**	**Fri.**	**Jan. 8**	**Indy**	Sat.	Mar. 13	at Toledo
Sat.	Nov. 14	at Bloomington	Sat.	Jan. 9	at Kalamazoo	Sun.	Mar. 14	at Indy
Sun.	Nov. 15	at Fort Wayne	**Fri.**	**Jan. 15**	**Wheeling**	**Wed.**	**Mar. 17**	**Toledo**
Tue.	**Nov. 17**	**Bloomington**	**Sat.**	**Jan. 16**	**Wheeling**	**Fri.**	**Mar. 19**	**Kalamazoo**
Fri.	**Nov. 20**	**Wheeling**	**Mon.**	**Jan. 18**	**Kalamazoo**	**Sat.**	**Mar. 20**	**Kalamazoo**
Wed.	**Nov. 25**	**Bloomington**	Fri.	Jan. 22	at Toledo	**Wed.**	**Mar. 24**	**Toledo**
Thu.	Nov 26	at Fort Wayne	Sat.	Jan. 23	at Toledo	**Fri.**	**Mar. 26**	**Florida**
Fri.	**Nov. 27**	**Kalamazoo**	**Fri.**	**Jan. 29**	**Kalamazoo**	**Sat.**	**Mar. 27**	**Florida**
Sun.	Nov. 29	at Kalamazoo	Sat.	Jan. 30	at Kalamazoo	Wed.	Mar. 31	at Wheeling
Wed.	Dec. 2	at Florida	Fri.	Feb. 5	at Fort Wayne	Fri.	Apr. 2	at Fort Wayne
Fri.	Dec. 4	at Florida	**Sat.**	**Feb. 6**	**Wheeling**	**Sat.**	**Apr. 3**	**Bloomington**
Sat.	Dec. 5	at Florida	Sun.	Feb. 7	at Wheeling	**Fri.**	**Apr. 9**	**Wheeling**
Sun.	Dec. 6	at Orlando	**Wed.**	**Feb. 10**	**Trois-Rivières**	Sat.	Apr. 10	at Wheeling
Fri.	**Dec. 11**	**Indy**	Fri.	Feb. 12	at Toledo	Sun.	Apr. 11	at Fort Wayne

2025-26 Results

Oct. 18	**Wheeling**	**3-5**	Dec. 20	at Fort Wayne	4-3*	**Feb. 25**	**Toledo**	**4-0**
Oct. 24	**Fort Wayne**	**3-1**	**Dec. 31**	**Indy**	**4-3***	Feb. 27	at Fort Wayne	2-1
Oct. 25	at Indy	5-4*	**Jan. 2**	**Toledo**	**0-4**	**Feb. 28**	**Kalamazoo**	**4-2**
Oct. 30	**Indy**	**1-2**	**Jan. 3**	**Toledo**	**1-7**	**Mar. 1**	**Kalamazoo**	**5-6**
Nov. 1	**Bloomington**	**5-4***	Jan. 9	at Fort Wayne	4-7	Mar. 6	at Toledo	2-3
Nov. 7	**Iowa**	**9-2**	Jan. 10	at Bloomington	0-5	**Mar. 7**	**Utah**	**0-5**
Nov. 8	**Iowa**	**2-8**	**Jan. 16**	**Rapid City**	**5-4***	**Mar. 8**	**Utah**	**3-2#**
Nov. 12	at Toledo	2-3	**Jan. 17**	**Rapid City**	**3-2**	**Mar. 13**	**Iowa**	**4-3***
Nov. 14	**Toledo**	**2-5**	**Jan. 19**	**Kalamazoo**	**5-6**	**Mar. 14**	**Iowa**	**4-2**
Nov. 15	at Kalamazoo	5-4	Jan. 23	at Bloomington	5-1	**Mar. 18**	**Bloomington**	**2-1**
Nov. 16	at Kalamazoo	4-1	**Jan. 24**	**Fort Wayne**	**3-6**	**Mar. 20**	**Fort Wayne**	**2-3***
Nov. 18	**Toledo**	**5-4***	Jan. 25	at Toledo	2-3	**Mar. 21**	**Fort Wayne**	**2-3**
Nov. 21	at Iowa	2-1	**Jan. 30**	**Fort Wayne**	**0-6**	Mar. 27	at Iowa	6-1
Nov. 23	at Iowa	3-6	**Jan. 31**	**Bloomington**	**2-1**	Mar. 28	at Iowa	3-4
Nov. 26	**Toledo**	**2-3***	**Feb. 1**	**Toledo**	**3-6**	Mar. 29	at Iowa	4-3
Nov. 28	at Kalamazoo	3-2*	Feb. 4	at Kalamazoo	5-4*	Apr. 1	at Tahoe	4-3*
Nov. 29	at Wheeling	3-8	Feb. 6	at Toledo	5-3	Apr. 3	at Tahoe	0-3
Nov. 30	at Wheeling	2-1*	Feb. 7	at Wheeling	0-6	Apr. 4	at Tahoe	3-2
Dec. 5	at Indy	2-7	**Feb. 13**	**Toledo**	**2-3**	Apr. 7	at Wheeling	4-2
Dec. 6	at Indy	7-1	Feb. 14	at Toledo	4-3	Apr. 10	at Toledo	4-3*
Dec. 7	at Fort Wayne	1-4	**Feb. 15**	**Indy**	**1-3**	**Apr. 11**	**Toledo**	**4-5#**
Dec. 12	**Kalamazoo**	**2-3***	**Feb. 18**	**Kalamazoo**	**4-6**	Apr. 12	at Kalamazoo	1-2
Dec. 13	at Indy	4-1	Feb. 20	at Iowa	0-2	**Apr. 17**	**Kalamazoo**	**4-5**
Dec. 17	at Greenville	3-4*	Feb. 21	at Iowa	3-2*	**Apr. 18**	**Kalamazoo**	**1-4**

* - Overtime # - Shootout

Ray Harris
Owner/President/CFO

Ray Harris is chief financial officer for Nederlander Company and is responsible for all aspects of the company's financial operations. He is also directly responsible for the management, marketing and sales business in Detroit and Cincinnati including negotiation of third-party contacts and new business opportunities. Harris joined Nederlander in 1984 as controller for several outdoor amphitheaters and in 1986 his responsibilities expanded to include negotiation of national sponsorship contracts for all Nederlander amphitheaters throughout the country. He assisted in negotiation and production of the radio broadcast and preseason television broadcast of the National Football League's Oakland Raiders from 1992-95. Harris was promoted to chief financial officer in 1995 and led the expansion and acquisition of several concert facilities, clubs, theaters and sports arenas. Upon Nederlander's purchase of the Cincinnati Cyclones in 2003, Harris helped build the team into a two-time Kelly Cup champion and a four-time division champion, while setting several ECHL league-attendance records in the process. Harris also served as Chairman of the ECHL Board of Governors for five seasons from 2015-16 through 2019-20. During his over 30 years with Nederlander, he has been intimately involved in every aspect of the entertainment industry and has served as a leader in evaluating acquisitions of entertainment and sports businesses. Harris received his bachelor's degree in accounting from Walsh College and worked two years in public accounting before joining Nederlander. He was inducted into the ECHL Hall of Fame in the Builder's Category in 2022.

100 Broadway, Cincinnati, Ohio 45202

Office . . . . . .(513) 421-7825 (PUCK)
Arena . . . . . .Heritage Bank Center
Radio Station . .mixlr.com/cincinnati-cyclones
Team Colors . . . . . .Black, Red, White, Gray

Email . . . . . .info@heritagebankcenter.com
Capacity 16,955
Broadcaster . . . . . .Rudy Hodgson

Team Directory

Owner/President/CFO . . . . . .Ray Harris
Vice President/General Manager . . . . . .Kristin Ropp
Head Coach/Director of Hockey Operations . . . . . .Riley Weselowski
Assistant Coach . . . . . .Ryan Anderson
Goaltending/Video Coach . . . . . .Rob Couturier
Marketing Director . . . . . .Sean Lynn
Director of Corporate Sales . . . . . .Kevin Olthaus
Director of Public Relations/Broadcasting . . . . . .Rudy Hodgson
Director of Ticket Sales . . . . . .Alex Makin
Corporate Sales Manager . . . . . .Casey McCracken
Social Media Coordinator . . . . . .Elizabeth Abel
Director of Accounting . . . . . .Emily Brandenburg
Account Executives . . . . . Michael Newey, Nathan Reed, Ryan Bennett
Trainer . . . . . .Tim Murray
Equipment Manager . . . . . .Chris Burke

Florida Everblades

NHL Affiliate: Pittsburgh Penguins **AHL Affiliate:** Wilkes-Barre/Scranton Penguins

Year-by-Year Record

		Home					Away					Overall							
Season	**GP**	**W**	**L**	**T**	**OT**	**SO**	**W**	**L**	**T**	**OT**	**SO**	**W**	**L**	**T**	**OT**	**SO**	**GF**	**GA**	**PTS**
2025-26	72	25	5	6	3-3	0-3	24	8	4	3-4	0-0	49	13	10	6-7	0-3	245	142	108
2024-25	72	26	9	1	4-1	0-0	23	6	7	5-6	1-1	49	15	8	9-7	1-1	241	165	106
2023-24	72	23	10	3	3-1	1-2	17	13	6	1-6	1-0	40	23	9	4-7	2-2	224	186	89
2022-23	72	24	11	1	2-0	0-1	14	14	8	3-4	0-4	38	25	9	5-4	0-5	225	213	85
2021-22	72	19	13	4	2-1	0-3	23	7	6	3-5	1-1	42	20	6	5-6	1-4	243	187	94
2020-21	69	25	6	5	3-3	3-2	17	13	3	3-2	0-1	42	19	8	6-5	3-3	233	193	92
2019-20	62	24	7	2	2-2	2-0	19	6	4	2-2	0-2	43	13	6	4-4	2-2	227	156	92
2018-19	72	27	6	3	2-2	1-1	23	10	3	0-3	4-0	50	16	6	2-5	5-1	276	181	106
2017-18	72	27	6	3	1-1	1-2	26	7	3	5-1	1-2	53	13	6	6-2	2-4	261	171	112
2016-17	72	25	7	4	3-1	1-3	21	14	1	2-1	1-0	46	21	5	5-2	2-3	275	219	97
2015-16	72	23	13	0	4-0	2-0	23	10	3	3-1	1-2	46	23	3	7-1	3-2	226	175	95
2014-15	72	25	8	3	0-0	4-3	24	8	4	1-2	0-2	49	16	7	1-2	4-5	267	208	105
2013-14	72	16	13	7	1-3	3-4	21	14	1	2-0	3-1	37	27	8	3-3	6-5	240	222	82
2012-13	72	20	11	5	2-2	0-3	19	11	6	1-2	2-4	39	22	11	3-4	2-7	260	241	89
2011-12	72	23	9	4	5-1	2-3	16	17	3	0-1	2-2	39	26	7	6-2	4-5	260	218	85
2010-11	72	19	4	3	1-0	5-3	18	16	2	4-1	0-1	37	30	5	5-1	5-4	236	222	79
2009-10	72	21	13	2	3-2	4-0	17	12	7	1-2	4-5	38	25	9	4-4	8-5	234	221	85
2008-09	71	28	7	1	0-0	1-1	21	10	4	3-2	2-2	49	17	5	3-2	3-3	269	187	103
2007-08	72	26	7	3	1-3	0-0	13	18	5	0-1	4-4	39	25	8	1-4	4-4	230	198	86
2006-07	72	23	11	2	1-1	3-1	21	11	4	1-3	2-1	44	22	6	2-4	5-2	272	212	94
2005-06	72	23	10	3	2-2	2-1	25	10	1	1-1	6-0	48	20	4	3-3	8-1	267	208	100
2004-05	72	21	9	6	0-2	3-4	21	11	4	3-2	3-2	42	20	10	3-4	6-6	237	192	94
2003-04	72	22	8	6	0-3	1-3	15	17	4	1-2	2-2	37	25	10	1-5	3-5	239	221	84
2002-03	72	20	7	9	1-4	1-5	15	16	5	1-1	1-4	35	23	14	2-5	2-9	239	243	84
2001-02	72	22	11	3	3-2	3-1	15	16	5	0-1	4-4	37	27	8	3-3	7-5	207	221	82
2000-01	72	22	9	5	1-2	3-3	16	17	3	1-2	3-1	38	26	8	2-4	6-4	236	242	84
1999-00	70	28	7	0	---	3-0	25	8	2	---	4-2	53	15	2	---	7-2	277	181	108
1998-99	70	23	9	3	---	3-3	22	11	2	---	5-2	45	20	5	---	8-5	253	180	95

T - Includes Overtime and Shootout Losses (Games tied at end of regulation went directly to shootout from 1995-2000)

Year-by-Year Results

Season	**Finished**	**Result**	**Season**	**Finished**	**Result**
2026	1st, South	Won Kelly Cup	2012	3rd, South	Won Kelly Cup
2025	2nd, South	Lost Conference Finals	2011	3rd, South	Lost Conference Quarterfinals
2024	3rd, South	Won Kelly Cup	2010	3rd, South	Lost Conference Semifinals
2023	4th, South	Won Kelly Cup	2009	1st, South	Lost Division Finals
2022	1st, South	Won Kelly Cup	2008	4th, South	Lost Division Quarterfinals
2021	1st, Eastern	Lost Conference Semifinals	2007	1st, South	Lost Conference Finals
2020	2nd, South	No Playoffs due to COVID-19	2006	2nd, South	Lost Division Finals
2019	1st, South	Lost Conference Finals	2005	2nd, South	Lost Kelly Cup Finals
2018	1st, South	Lost Kelly Cup Finals	2004	3rd, Southern	Lost Kelly Cup Finals
2017	1st, South	Lost Division Finals	2003	4th, Southeast	Lost Division Wild Card
2016	2nd, South	Lost Conference Quarterfinals	2002	5th, Southeast	Lost Division Semifinals
2015	1st, East	Lost Division Finals	2001	2nd, Southeast	Lost Conference Quarterfinals
2014	4th, South	Out of Playoffs	2000	1st, Southeast	Lost Conference Quarterfinals
2013	2nd, South	Lost Conference Semifinals	1999	2nd, Southeast	Lost Conference Semifinals

All-Time Record vs. Other Clubs

Team	**W-L-T**	**Team**	**W-L-T**	**Team**	**W-L-T**	**Team**	**W-L-T**
Adirondack	7-5-2	Greenville	86-49-21	New Mexico	0-0-0	Tahoe	2-1-0
Allen	3-3-0	Idaho	10-6-1	Norfolk	27-5-5	Toledo	16-10-3
Bloomington	0-0-0	Indy	9-1-0	Orlando	128-50-20	Trenton	0-0-0
Atlanta	133-66-18	Jacksonville	59-26-19	Rapid City	2-1-0	Trois-Rivieres	1-4-0
Cincinnati	14-10-3	Kalamazoo	21-3-5	Reading	20-13-2	Tulsa	1-2-1
Fort Wayne	11-5-3	Kansas City	4-1-2	Savannah	27-10-3	Wheeling	15-8-0
Greensboro	0-0-0	Maine	2-0-2	South Carolina	146-83-29	Wichita	2-1-0
						Worcester	7-1-1

Web - FloridaEverblades.com

Club Records

Players

Most Points, Season	102	Kevin Baker, 2008-09
Most Points, Game	6	Jacob Micflikier at Charlotte, Nov. 5, 2009
		Jacob Micflikier at Augusta, Nov. 22, 2008
Most Goals, Season	57	Kevin Baker, 2008-09
Most Goals, Game	4	five times, most recent:
		John McCarron vs. Orlando, Dec. 3, 2016
Most Assists, Season	59	Tom Buckley, 1999-00
Most Assists, Game	4	22 times, most recent:
		Ben Masella at Trois-Rivieres, Mar. 17, 2023
Most PIM, Season	233	Jimmy Verdule, 2002-03
Most PIM, Game	37	Kyle Kos at South Carolina, Mar. 22, 2003

Goaltenders

Most Appearances	55	Cam Johnson, 2022-23
Most Minutes Played	3,182	Cam Johnson, 2022-23
Most Wins	37	Cam Johnson, 2024-25
Most Losses	20	Cam Johnson, 2022-23
Most OT/SO Losses	7	Rob Zepp, 2002-03
Most Saves	1,475	Cam Johnson, 2022-23
Most Shutouts	5	Cam Johnson, 2024-25
		Jeff Maund, 2003-04
		Marc Magliarditi, 1998-99
Lowest GAA	1.84	Cam Johnson, 2025-26
Best Save Percentage	.928	Tyler MacKay, 2004-05

Team

Most Points	112	2017-18
Fewest Points	79	2010-11
Most Wins	53	2017-18
		1999-00
Fewest Wins	35	2002-03
Most Losses	30	2010-11
Fewest Losses	13	2017-18
Most Goals Scored	277	1999-00
Fewest Goals Against	142	2025-26
Most Penalty Minutes	1,703	2002-03

Longest Winning Streak

Overall	12	Dec. 14, 1999-Jan. 11, 2000
Home	12	Oct. 29-Dec. 22, 2005
Road	9	Jan. 16-Feb. 19, 1999

Longest Winless Streak

Overall	8	Jan. 24-Feb. 7, 2004
Home	6	Dec. 23, 1998-Jan. 20, 1999
Road	7	Nov. 28, 2003-Jan. 3, 2004

Regular Season Game Attendance Record
7,703 vs. Orlando, Apr. 8, 2017
Postseason Game Attendance Record
7,910 vs. Kansas City,, June 8, 2024
Regular Season Attendance Record
255,123, 2000-01

Playoff Record vs. Current Teams

	Series	W	L	GP	W	L	GF	GA	Last Mtg	Rnd	Result
Adirondack	2	2	0	11	8	3	34	23	2024	CF	W 4-2
Atlanta	3	2	1	13	9	4	48	39	2018	DSF	W 4-0
Greenville	2	2	0	9	7	2	33	23	2022	DSF	W 4-2
Idaho	2	1	1	9	5	4	23	27	2023	Finals	W 4-0
Jacksonville	5	5	0	27	20	7	80	55	2025	DSF	W 4-0
Kalamazoo	2	1	1	9	5	4	30	21	2012	CF	W 4-1
Kansas City	2	2	0	11	8	3	40	33	2026	Finals	W 4-2
Orlando	6	6	0	33	24	9	118	75	2025	DF	W 4-1
Reading	3	1	2	16	6	10	46	46	2013	CSF	L 3-4
Savannah	1	1	0	4	4	0	14	1	2026	DSF	W 4-0
South Carolina	9	5	4	41	22	19	134	121	2026	DF	W 4-1
Toledo	1	1	0	5	4	1	14	11	2022	Finals	W 4-1
Trois-Rivières	1	0	1	6	2	4	10	14	2025	CF	L 2-4
Wheeling	2	1	1	11	6	5	37	28	2026	CF	W 4-1

All-Time Playoff Results

Year	Round	Opponent	Result	GF	GA	OT
2026	Finals	Kansas City	W 4-2	17	20	3-0
	CF	Wheeling	W 4-1	16	7	0-1
	DF	South Carolina	W 4-1	20	9	0-0
	DSF	Savannah	W 4-0	14	4	0-0
2025	CF	Trois-Rivières	L 2-4	10	14	0-0
	DF	Orlando	W 4-1	18	8	0-0
	DSF	Jacksonville	W 4-0	11	7	4-0
2024	Finals	Kansas City	W 4-1	23	13	1-0
	CF	Adirondack	W 4-2	15	10	0-0
	DF	Orlando	W 4-1	19	11	1-0
	DSF	Jacksonville	W 4-3	16	16	1-1
2023	Finals	Idaho	W 4-0	13	8	1-0
	CF	Newfoundland	W 4-2	21	16	2-1
	DF	Jacksonville	W 4-2	22	17	0-1
	DSF	South Carolina	W 4-2	17	12	2-0
2022	Finals	Toledo	W 4-1	14	11	1-0
	CF	Newfoundland	W 4-1	17	15	2-0
	DF	Jacksonville	W 4-0	10	3	1-0
	DSF	Greenville	W 4-2	21	17	2-1
2021	CSF	South Carolina	L 2-3	16	15	0-1
2019	CF	Newfoundland	L 1-4	6	20	0-0
	DF	Orlando	W 4-1	13	7	3-1
	DSF	Jacksonville	W 4-2	21	12	1-0
2018	Finals	Colorado	L 3-4	25	24	1-1
	CF	Adirondack	W 4-1	19	13	0-1
	DF	Orlando	W 4-1	22	10	0-0
	DSF	Atlanta	W 4-0	14	7	1-0
2017	DF	South Carolina	L 1-4	10	12	0-2
	DSF	Orlando	W 4-3	27	23	1-0
2016	CQF	Wheeling	L, 2-4	21	21	0-0
2015	DF	South Carolina	L 2-4	16	23	2-0
	DSF	Orlando	W 4-2	19	16	1-0
2013	CSF	Reading	L 3-4	19	20	0-2
	CQF	Elmira	W 4-2	22	21	1-0
2011	CQF	Kalamazoo	L 1-3	9	14	0-0
2010	CSF	Reading	L 0-4	12	16	0-0
	CQF	Elmira	W 3-2	19	19	0-0
2009	DF	South Carolina	L 2-4	17	19	1-2
	DSF	Gwinnett	W 4-1	16	11	1-1
2008	DQF	Columbia	L 0-3	5	9	0-1
2007	CF	Dayton	L 3-4	22	23	0-1
	DSF	Texas	W 4-2	19	15	1-0
	DQF	Charlotte	W 3-0	14	4	0-0
2006	DSF	Gwinnett	L 1-3	18	21	0-0
	DQF	Greenville	W 3-1	18	11	1-1
2005	Finals	Trenton	L 2-4	15	25	1-0
	CF	Charlotte	W 4-2	19	14	1-0
	CSF	Greenville	W 3-0	10	5	2-0
	CQF	South Carolina	W 3-1	19	13	1-0
2004	Finals	Idaho	L 1-4	10	19	1-1
	CF	Reading	W 3-2	15	10	1-0
	DF	South Carolina	W 3-0	16	6	1-0
	DSF	Roanoke	W 3-1	16	13	0-0
2003	WC	Greenville	L 0-1	2	3	0-0
2002	DSF	Greenville	L 2-3	19	20	0-0
	WC	South Carolina	W 1-0	3	2	0-0
2001	CQF	Pee Dee	L 2-3	14	16	0-1
2000	CQF	Augusta	L 2-3	14	17	0-0
1999	CSF	Mississippi	L 0-3	7	14	0-1
	CQF	Birmingham	W 3-0	16	5	0-0
2012	Finals	Las Vegas	W 4-1	18	10	2-0
	CF	Kalamazoo	W 4-1	21	7	0-0
	CSF	Elmira	W 4-1	15	8	1-0
	CQF	Greenville	W 3-0	12	6	0-0

2025-26 Regular Season Statistics

PLAYER	Pos	GP	G	A	PTS	+/-	PIM	PP	PPA	SH	SHA	GW	FG	OT	UA	EN	SOG	SOA	Shots	Sh%
Anthony Romano	F	64	26	36	62	27	14	8	13	3	0	4	5	1	3	0	0	1	183	14.2
Oliver Chau	F	72	17	35	52	26	30	4	12	1	2	6	5	1	2	2	0	0	180	9.4
Jordan Sambrook	D	72	9	38	47	62	48	2	11	1	1	2	2	0	1	2	0	0	145	6.2
Craig Needham	F	71	22	23	45	22	28	3	6	0	1	4	6	0	1	0	0	1	117	18.8
Tarun Fizer	F	56	22	19	41	26	8	2	1	0	1	6	2	0	2	2	0	3	146	15.1
Reid Duke	F	57	18	17	35	13	36	4	5	0	0	1	5	0	0	2	1	3	176	10.2
Hudson Elynuik	F	38	13	22	35	20	40	1	4	1	1	2	1	1	1	2	0	0	89	14.6
Jesse Lansdell	F	69	11	21	32	23	89	2	2	1	0	2	1	0	0	1	0	0	84	13.1
Sam Stange	F	18	11	10	21	14	0	2	2	1	0	1	2	0	0	0	0	1	42	26.2
TOTALS		26	16	11	27	15	0	5	2	1	0	1	3	0	0	1	0	1	73	21.9
Gianfranco Cassaro	D	59	9	17	26	14	16	3	4	0	0	4	2	2	0	0	0	0	143	6.3
Oliver Cooper	F	65	12	13	25	20	83	0	0	0	1	1	3	0	0	1	0	0	63	19.0
Jett Jones	F	55	6	18	24	8	10	0	2	0	1	1	0	0	1	1	0	0	57	10.5
Patrick Kyte	D	24	2	10	12	18	14	0	0	0	0	0	0	0	0	0	0	0	26	7.7
TOTALS		49	4	19	23	15	43	0	2	0	0	0	1	0	0	0	0	0	63	6.3
Zach Berzolla	D	43	2	20	22	15	39	0	2	0	1	1	1	0	0	0	0	0	112	1.8
Kyle Penney	F	57	9	11	20	21	6	0	0	0	0	0	2	0	0	0	0	0	83	10.8
Kyle Betts	F	44	9	10	19	5	16	3	1	1	1	3	1	0	0	0	0	0	70	12.9
Logan Lambdin	F	35	9	9	18	7	12	4	3	0	0	2	0	0	1	1	0	1	76	11.8
Connor Doherty	D	62	3	15	18	32	115	0	0	0	0	1	0	0	0	0	0	0	91	3.3
Sean Allen	D	54	3	14	17	21	164	0	0	0	1	2	0	0	0	0	0	0	66	4.5
Carson Gicewicz	F	30	9	7	16	8	59	1	3	1	0	2	1	0	0	0	0	0	75	12.0
Isaac Nurse	F	36	6	9	15	11	8	0	1	0	0	0	1	0	0	0	0	0	46	13.0
Cole Moberg	D	17	5	7	12	11	2	0	2	0	0	1	2	1	0	0	0	0	49	10.2
Logan Will	F	30	4	6	10	8	0	1	1	0	0	2	1	0	0	0	0	0	28	14.3
Ben Brar	F	24	5	3	8	9	8	0	0	0	0	1	1	0	0	0	0	0	28	17.9
Kade Landry	D	30	0	8	8	-7	4	0	2	0	0	0	0	0	0	0	0	0	37	0.0
Quinton Burns	D	16	1	5	6	10	17	0	1	0	0	0	0	0	0	0	0	0	13	7.7
Ross MacDougall	D	16	2	2	4	4	9	0	0	0	0	0	0	0	0	0	0	0	15	13.3
Riese Zmolek	D	9	0	3	3	6	2	0	0	0	0	0	0	0	0	0	0	0	10	0.0
Kurtis Henry	D	27	0	3	3	3	33	0	0	0	0	0	0	0	0	0	0	0	27	0.0
Riley Bodnarchuk	D	3	0	2	2	2	5	0	0	0	0	0	0	0	0	0	0	0	0	0.0
Anthony Beauchamp	F	5	0	2	2	2	0	0	0	0	0	0	0	0	0	0	0	0	11	0.0
TOTALS		6	0	2	2	3	0	0	0	0	0	0	0	0	0	0	0	0	12	0.0
Kyle McClellan	G	3	0	0	0	0	0	0	0	0	0	0	0	0	0	0	0	0	0	0.0
TOTALS		15	0	2	2	0	0	0	1	0	0	0	0	0	0	0	0	0	0	0.0
Cam Johnson	G	49	0	2	2	0	2	0	0	0	0	0	0	0	0	0	0	0	0	0.0
Lukas Sillinger	LW	7	0	1	1	-3	0	0	1	0	0	0	0	0	0	0	0	0	9	0.0
Ryan Naumovski	F	10	0	1	1	0	0	0	0	0	0	0	0	0	0	0	0	0	10	0.0
Kyle Neuber	F	13	0	1	1	0	6	0	0	0	0	0	0	0	0	0	0	0	11	0.0
Hunter Sansbury	D	2	0	0	0	1	0	0	0	0	0	0	0	0	0	0	0	0	2	0.0
Nikita Susuyev	RW	2	0	0	0	-1	0	0	0	0	0	0	0	0	0	0	0	0	2	0.0
David Tendeck	G	2	0	0	0	0	0	0	0	0	0	0	0	0	0	0	0	0	0	0.0
Andrei Bakanov	F	3	0	0	0	0	0	0	0	0	0	0	0	0	0	0	0	0	1	0.0
Will Cranley	G	18	0	0	0	0	0	0	0	0	0	0	0	0	0	0	0	0	0	0.0
BENCH		72	0				6												0	
TEAM TOTALS		**72**	**245**	**420**	**665**	**458**	**929**	**40**	**79**	**10**	**11**	**49**	**44**	**6**	**12**	**14**	**1**	**10**	**2323**	**10.5**

GOALIE	GP	MINS	W	L	OTL	SL	SO	EN	GA	GAA	SOGP	SOW	SA	SVS	SV%
David Tendeck	2	118	1	1	0	0	1	0	2	1.02	0	0	57	55	0.965
Cam Johnson	49	2965	31	9	6	3	3	4	91	1.84	3	0	1175	1084	0.923
Will Cranley	18	1080	14	3	1	0	2	0	39	2.17	0	0	460	421	0.915
Kyle McClellan	3	180	3	0	0	0	1	0	3	1.00	0	0	63	60	0.952
TOTALS	15	784	6	6	1	0	1	1	48	3.67	0	0	363	315	0.868
Empty Net		34							4				4		
TEAM TOTALS	**72**	**4343**	**49**	**13**	**7**	**3**	**7**	**4**	**139**	**1.91**	**3**	**0**	**1759**	**1620**	**0.921**

2026 Kelly Cup Playoffs Statistics

PLAYER	Pos	GP	G	A	PTS	+/-	PIM	PP	PPA	SH	SHA	GW	FG	OT	UA	EN	Shots	Sh%
Anthony Romano	F	20	12	5	17	5	8	3	3	0	0	3	1	0	0	2	64	18.8
Hudson Elynuik	F	17	4	13	17	7	32	2	4	0	0	1	0	1	0	0	40	10.0
Carson Gicewicz	F	20	10	5	15	5	18	3	3	2	0	3	2	0	1	2	47	21.3
Oliver Chau	F	20	6	8	14	1	14	1	2	0	1	0	1	0	1	1	46	13.0
Cole Moberg	D	20	3	10	13	10	22	0	4	0	0	0	1	0	1	0	42	7.1
Jesse Lansdell	F	19	4	7	11	11	87	0	1	0	0	1	1	0	0	0	8	50.0
Kyle Betts	F	20	3	7	10	12	4	0	0	0	0	1	2	0	0	0	35	8.6
Tarun Fizer	F	12	4	5	9	11	2	0	1	0	1	2	3	0	0	0	25	16.0
Craig Needham	F	20	4	5	9	4	4	1	1	1	1	1	1	1	1	0	41	9.8
Reid Duke	F	16	3	5	8	1	4	2	1	0	0	0	1	0	0	0	29	10.3
Jett Jones	F	19	1	6	7	2	2	0	0	0	0	0	0	0	0	1	18	5.6
Jordan Sambrook	D	20	1	6	7	10	18	1	1	0	0	1	0	0	0	0	45	2.2
Sam Stange	F	18	3	3	6	1	4	0	1	0	0	1	1	0	0	0	41	7.3
Zach Berzolla	D	20	2	4	6	2	26	0	0	0	0	1	1	0	1	1	32	6.3
Oliver Cooper	F	19	2	3	5	2	26	0	0	0	0	0	0	0	0	0	28	7.1
Gianfranco Cassaro	D	4	1	3	4	1	2	0	2	0	0	0	0	0	0	0	8	12.5
Logan Lambdin	F	9	1	3	4	2	2	0	1	0	0	0	0	0	0	0	20	5.0
Riese Zmolek	D	20	0	4	4	4	6	0	0	0	0	0	0	0	0	0	20	0.0
Isaac Nurse	F	9	3	0	3	2	6	0	0	0	0	1	2	1	0	0	14	21.4
Patrick Kyte	D	12	0	3	3	4	6	0	0	0	1	0	0	0	0	0	14	0.0
Connor Doherty	D	20	0	3	3	14	26	0	0	0	1	0	0	0	0	0	27	0.0
Ben Brar	F	2	0	0	0	-1	0	0	0	0	0	0	0	0	0	0	1	0.0
Sean Allen	D	4	0	0	0	-1	17	0	0	0	0	0	0	0	0	0	7	0.0
Cam Johnson	G	20	0	0	0	0	2	0	0	0	0	0	0	0	0	0	0	0.0
BENCH		20	0				4										0	
TEAM TOTALS		**20**	**67**	**108**	**175**	**109**	**342**	**13**	**25**	**3**	**5**	**16**	**17**	**3**	**5**	**7**	**652**	**10.3**

GOALIE	GP	MINS	W	L	SO	EN	GA	GAA	SA	SVS	SV%
Cam Johnson	20	1247	16	4	3	1	39	1.88	506	467	0.923
Empty Net		9					1		1		
TEAM TOTALS	**20**	**1247**	**16**	**4**	**3**	**1**	**40**	**1.91**	**507**	**467**	**0.921**

Brad Ralph
Head Coach/General Manager

Brad Ralph was named the fifth head coach in Everblades' history on July 12, 2016. The 46-year-old led Florida to an unprecedented three consecutive Kelly Cup titles in 2022, 2023 and 2024, and a fourth in five seasons in 2026. Ralph is the ECHL's all-time leader in playoff games coached (188) and playoff wins (121). He is also the ECHL's all-time leader among coaches with four championships. Ralph has amassed a career coaching record of 703-296-108 spread over the Southern Professional Hockey League, Western Hockey League and ECHL. In his ECHL tenure with Idaho and Florida, Ralph has an overall record of 584-242-97 for a .685 career winning percentage, which ranks sixth in ECHL history while he also ranks third all-time in regular-season wins and sixth in games coached. Ralph began his coaching career with the SPHL's Augusta RiverHawks (2010-12), and led his team to the league finals in his first year to garner honors as the SPHL's Coach of the Year. As a player, Ralph appeared in 383 pro games split mainly between the ECHL and American Hockey League, while making his lone NHL appearance with the Phoenix Coyotes during the 2000-01 season.

Coaching Record		**Regular Season**				**Playoffs**		
Season	**Team**	**Games**	**W**	**L**	**T**	**Games**	**W**	**L**
2010-11	Augusta (SPHL)	56	35	21	0	9	4	5
2011-12	Augusta (SPHL)	56	36	13	7	3	1	2
2012-13	**Idaho Steelheads (ECHL)**	**72**	**45**	**20**	**7**	**17**	**9**	**8**
2013-14	**Idaho Steelheads (ECHL)**	**72**	**39**	**26**	**7**	**11**	**5**	**6**
2014-15	**Idaho Steelheads (ECHL)**	**72**	**48**	**18**	**6**	**6**	**2**	**4**
2015-16	Kelowna (WHL)	72	48	20	4	18	8	10
2016-17	**Florida Everblades (ECHL)**	**72**	**46**	**21**	**5**	**12**	**5**	**7**
2017-18	**Florida Everblades (ECHL)**	**72**	**53**	**13**	**6**	**21**	**15**	**6**
2018-19	**Florida Everblades (ECHL)**	**72**	**50**	**16**	**6**	**16**	**9**	**7**
2019-20	**Florida Everblades (ECHL)**	**62**	**43**	**13**	**6**	**--**	**--**	**--**
2020-21	**Florida Everblades (ECHL)**	**69**	**42**	**19**	**8**	**5**	**2**	**3**
2021-22	**Florida Everblades (ECHL)**	**72**	**42**	**20**	**10**	**20**	**16**	**4**
2022-23	**Florida Everblades (ECHL)**	**72**	**38**	**25**	**9**	**22**	**16**	**6**
2023-24	**Florida Everblades (ECHL)**	**72**	**40**	**23**	**9**	**23**	**16**	**7**
2024-25	**Florida Everblades (ECHL)**	**72**	**49**	**15**	**8**	**15**	**10**	**5**
2025-26	**Florida Everblades (ECHL)**	**72**	**49**	**13**	**10**	**20**	**16**	**4**
	ECHL Totals	**923**	**584**	**242**	**97**	**188**	**121**	**67**

Coaching History

Year	**Coach**	**STD**	**W**	**L**	**T**	**PTS**	**Playoffs**
2025-26	Brad Ralph	1-S	49	13	10	108	Won Kelly Cup
2024-25	Brad Ralph	2-S	49	15	8	106	Lost Conference Finals
2023-24	Brad Ralph	3-S	40	23	9	89	Won Kelly Cup
2022-23	Brad Ralph	4-S	38	25	9	85	Won Kelly Cup
2021-22	Brad Ralph	1-S	42	20	10	94	Won Kelly Cup
2020-21	Brad Ralph	1-E	42	19	5	92	Lost Conference Semifinals
2019-20	Brad Ralph	2-S	43	13	6	92	No Playoffs due to COVID-19
2018-19	Brad Ralph	1-S	50	16	6	106	Lost Conference Finals
2017-18	Brad Ralph	1-S	53	13	6	112	Lost Kelly Cup Finals
2016-17	Brad Ralph	1-S	46	21	5	97	Lost Division Finals
2015-16	Greg Poss	2-S	46	23	3	95	Lost Conference Quarterfinals
2014-15	Greg Poss	1-E	49	16	7	105	Lost Division Finals
2013-14	Greg Poss	4-S	37	27	8	82	Out of Playoffs
2012-13	Greg Poss	2-S	39	22	11	89	Lost Conference Semifinals
2011-12	Greg Poss	3-S	39	26	7	85	Won Kelly Cup
2010-11	Greg Poss	3-S	37	30	5	79	Lost Conference Quarterfinals
2009-10	Malcolm Cameron	3-S	38	25	9	85	Lost Conference Semifinals
2008-09	Malcolm Cameron	1-S	49	17	5	103	Lost Division Finals
2007-08	Gerry Fleming	4-S	39	25	8	86	Lost Division Quarterfinals
2006-07	Gerry Fleming	1-S	44	22	6	94	Lost Conference Finals
2005-06	Gerry Fleming	2-S	48	20	4	100	Lost Division Finals
2004-05	Gerry Fleming	2-S	42	20	10	94	Lost Kelly Cup Finals
2003-04	Gerry Fleming	3-S	37	25	10	84	Lost Kelly Cup Finals
2002-03	Gerry Fleming	4-SE	35	23	14	84	Lost Division Wild Card
2001-02	Gerry Fleming	5-SE	37	27	8	82	Lost Division Semifinals
2000-01	Bob Ferguson	2-SE	38	26	8	84	Lost Conference Quarterfinals
1999-00	Bob Ferguson	1-SE	53	15	2	108	Lost Conference Quarterfinals
1998-99	Bob Ferguson	2-SE	45	20	5	95	Lost Conference Semifinals

2026-27 Schedule

Sat.	**Oct. 17**	**Orlando**	**Wed.**	**Dec. 16**	**Jacksonville**	Fri.	Feb. 12	at Greenville
Sun.	Oct. 18	at Orlando	**Fri.**	**Dec. 18**	**Jacksonville**	Sat.	Feb. 13	at Greenville
Fri.	**Oct. 23**	**Atlanta**	**Sat.**	**Dec. 19**	**Jacksonville**	**Wed.**	**Feb. 17**	**Wheeling**
Sat.	**Oct. 24**	**Atlanta**	**Sat.**	**Dec. 26**	**Orlando**	**Fri.**	**Feb. 19**	**Wheeling**
Wed.	Oct. 28	at Orlando	Tue.	Dec. 29	at Orlando	**Sat.**	**Feb. 20**	**Wheeling**
Fri.	Oct. 30	at Greenville	**Tue.**	**Dec. 29**	**Orlando**	Fri.	Feb. 26	at South Carolina
Sat.	Oct. 31	at Greenville	Sat.	Jan. 2	at Atlanta	Sat.	Feb. 27	at South Carolina
Fri.	Nov. 6	at Jacksonville	Sun.	Jan. 3	at Atlanta	Sun.	Feb. 28	at South Carolina
Sat.	Nov. 7	at Jacksonville	**Wed.**	**Jan. 6**	**Greenville**	**Wed.**	**Mar. 3**	**Orlando**
Sun.	Nov. 8	at Jacksonville	**Fri.**	**Jan. 8**	**Greenville**	**Fri.**	**Mar. 5**	**Greenville**
Fri.	**Nov. 13**	**South Carolina**	**Sat.**	**Jan. 9**	**Greenville**	**Sat.**	**Mar. 6**	**Greenville**
Sat.	**Nov. 14**	**South Carolina**	Mon.	Jan. 11	at Orlando	Fri.	Mar. 12	at Atlanta
Wed.	**Nov. 18**	**Orlando**	Fri.	Jan. 15	at Indy	Sat.	Mar. 13	at Atlanta
Fri.	**Nov. 20**	**Savannah**	Sat.	Jan. 16	at Indy	Sun.	Mar. 14	at Atlanta
Sat.	**Nov. 21**	**Savannah**	**Wed.**	**Jan. 20**	**Atlanta**	**Wed.**	**Mar. 17**	**Orlando**
Wed.	Nov. 25	at New Mexico	**Fri.**	**Jan. 22**	**Atlanta**	**Fri.**	**Mar. 19**	**Orlando**
Fri.	Nov. 27	at New Mexico	**Sat.**	**Jan. 23**	**Atlanta**	**Sat.**	**Mar. 20**	**Orlando**
Sat.	Nov. 28	at New Mexico	Fri.	Jan. 29	at South Carolina	Fri.	Mar. 26	at Cincinnati
Wed.	**Dec. 2**	**Cincinnati**	Sat.	Jan. 30	at Atlanta	Sat.	Mar. 27	at Cincinnati
Fri.	**Dec. 4**	**Cincinnati**	Sun.	Jan. 31	at Atlanta	Mon.	Mar. 29	at Orlando
Sat.	**Dec. 5**	**Cincinnati**	**Fri.**	**Feb. 5**	**Savannah**	Thu.	Apr. 1	at Orlando
Wed.	Dec. 9	at Jacksonville	**Sat.**	**Feb. 6**	**Savannah**	**Wed.**	**Apr. 7**	**South Carolina**
Fri.	Dec. 11	at Jacksonville	Tue.	Feb. 9	at Savannah	**Fri.**	**Apr. 9**	**South Carolina**
Sat.	Dec. 12	at Jacksonville	Thu.	Feb. 11	at Greenville	**Sat.**	**Apr. 10**	**South Carolina**

2025-26 Results

Oct. 17	at Orlando	4-1	**Jan. 14**	**Jacksonville**	**5-2**	**Mar. 27**	**Savannah**	**5-2**
Oct. 18	**Orlando**	**1-3**	**Jan. 16**	**Jacksonville**	**5-1**	**Mar. 28**	**Savannah**	**1-2#**
Oct. 21	at Orlando	6-1	**Jan. 17**	**Jacksonville**	**2-4**	Apr. 2	at Jacksonville	3-2*
Oct. 24	**Atlanta**	**0-2**	Jan. 23	at Greenville	3-4	Apr. 3	at Jacksonville	5-1
Oct. 29	at Wichita	1-2	Jan. 24	at South Carolina	1-2*	Apr. 4	at Jacksonville	1-2*
Oct. 31	at Wichita	2-1	Jan. 25	at South Carolina	6-3	**Apr. 10**	**South Carolina**	**4-1**
Nov. 1	at Wichita	3-2*	**Jan. 28**	**Atlanta**	**0-2**	**Apr. 11**	**South Carolina**	**5-0**
Nov. 5	**Fort Wayne**	**0-5**	**Jan. 30**	**Atlanta**	**4-5***	**Apr. 17**	**Reading**	**4-1**
Nov. 7	**Fort Wayne**	**5-2**	**Jan. 31**	**Atlanta**	**5-1**	**Apr. 18**	**Reading**	**3-2**
Nov. 8	**Fort Wayne**	**3-4#**	Feb. 4	at Atlanta	1-3	**+Apr. 24**	**Savannah**	**2-0**
Nov. 12	at Greenville	5-0	Feb. 6	at Savannah	2-4	**+Apr. 24**	**Savannah**	**4-1**
Nov. 14	at Greenville	3-2	Feb. 7	at Savannah	2-1*	+Apr. 29	at Savannah	3-1
Nov. 15	at Greenville	1-2	**Feb. 11**	**Maine**	**4-2**	+May 1	at Savannah	5-2
Nov. 19	**South Carolina**	**3-1**	**Feb. 13**	**Maine**	**1-2***	**+May 8**	**South Carolina**	**3-0**
Nov. 21	**South Carolina**	**4-2**	**Feb. 14**	**Maine**	**0-1#**	**+May 9**	**South Carolina**	**6-2**
Nov. 24	at Orlando	4-0	**Feb. 20**	**Jacksonville**	**3-2***	+May 13	at South Carolina	7-3
Nov. 26	at Jacksonville	2-3*	**Feb. 21**	**Jacksonville**	**2-1**	+May 15	at South Carolina	1-3
Nov. 28	**Savannah**	**6-3**	Feb. 22	at Orlando	6-1	+May 17	at South Carolina	3-1
Nov. 29	**Savannah**	**5-2**	**Feb. 26**	**Orlando**	**4-1**	**+May 22**	**Wheeling**	**2-1**
Dec. 5	at Norfolk	8-4	Feb. 28	at Orlando	6-1	**+May 23**	**Wheeling**	**1-0**
Dec. 6	at Norfolk	5-2	Mar. 1	at Jacksonville	4-1	+May 27	at Wheeling	5-2
Dec. 7	at Norfolk	6-2	**Mar. 4**	**Greenville**	**3-0**	+May 29	at Wheeling	2-3*
Dec. 12	**Orlando**	**3-2***	**Mar. 6**	**Greenville**	**4-0**	+May 30	at Wheeling	6-1
Dec. 13	**Orlando**	**1-0***	**Mar. 7**	**Orlando**	**2-1**	+June 5	at Kansas City	0-6
Dec. 19	at Savannah	2-3	Mar. 11	at Atlanta	1-4	+June 6	at Kansas City	2-5
Dec. 21	at Savannah	3-2	Mar. 12	at Atlanta	5-1	**+June 10**	**Kansas City**	**2-1***
Jan. 2	**Orlando**	**3-2**	Mar. 14	at Jacksonville	4-2	**+June 12**	**Kansas City**	**3-2***
Jan. 3	**Orlando**	**3-4***	Mar. 15	at Jacksonville	2-3	**+June 13**	**Kansas City**	**5-2**
Jan. 9	at Worcester	4-1	Mar. 18	at Orlando	4-1	+June 15	at Kansas City	5-4*
Jan. 10	at Worcester	2-3*	**Mar. 21**	**Orlando**	**9-2**			
Jan. 11	at Worcester	5-3	**Mar. 25**	**Savannah**	**7-3**			

* - Overtime # - Shootout + - Kelly Cup Playoffs

Craig Brush
President

Craig Brush, Hertz Arena CEO and President of the Florida Everblades, along with partners Peter Karmanos and Thomas Thewes, founded the Everblades and Hertz Arena in 1998. A native of Milton, Ontario, Brush oversees all aspects of both the hockey club and the sports complex. The Everblades have earned a postseason berth 27 times while advancing to the Kelly Cup Finals a League-record eight times. Florida became the first team to win three consecutive ECHL championships in 2022, 2023 and 2024, and along with the team's 2012 and 2026 titles, holds the League record with five championships. During the 2004 and 2005 Kelly Cup Playoffs, the Everblades became the first team in ECHL history to make back-to-back trips to the Kelly Cup Finals. From 2003-06, Brush served as the Chairman of the ECHL Board of Governors. He was inducted into the ECHL Hall of Fame (Class of 2016) in the Builders category, on Feb. 5, 2016 in a ceremony in Kalamazoo. As a player, Brush played four seasons at Cornell University, where he was a member of the 1970 undefeated NCAA Championship team, which is the only team in collegiate history to accomplish this feat. In addition, he coached in the Compuware youth hockey program for many years. Craig and his wife, Kyle, split time between Estero, Florida and Birmingham, Michigan. The couple has three sons -- Matt, Tyler and Patrick -- as well as five grandchildren, Anna, Mary, Jane, Sloan, and Brett.

11000 Everblades Parkway, Estero, FL 33928

Office . . . . . .(239) 948-7825
Arena . . . . . .Hertz Arena
Radio Station . . . . . The FAN
Team Colors . . . . . .Green, White, Navy Blue

Email . . . . . .info@floridaeverblades.com
Capacity 7,084
Broadcasters . . . .Mike Kelly/Jake Maurice

Team Directory

Florida Everblades President/Hertz Arena CEO . . . . . .Craig Brush
Hertz Arena President/Florida Everblades Chief Revenue Officer . . . . . .Scott Bryant
Executive Vice President/Chief Revenue Officer . . . . . .Chris Palin
Executive Vice President/Chief Marketing Officer . . . . . .Adam Winslow
Vice President of Finance & Human Resources . . . . . .Danielle Higgins
Vice President of Business Development & Broadcasting . . . . . .Mike Kelly
Director of Ticketing . . . . . .Paul Daniels
Director of Sales . . . . . .Calvin Isaac
Director, Merchandising & Pro Shop Operations . . . . . .Isaac Berg
Director of Creative & AV . . . . . .Tyler Center
Corporate Partnerships & Game Experience Manager . . . . . .Meagan Johnson
Season Membership Manager . . . . . .Chandler Guest
Group Sales Manager . . . . Jake Pariseau
Communications Coordinator/Broadcaster . . . . . .Jake Maurice
Marketing Manager . . . . . .Lilly Rivera
Marketing Specialist . . . . . .Makenzy Martin
Event Promotions and Game Experience Associate . . . . . .Kailee O'Brien
Account Executives . . . . . .Shaheen Noorzai, Blake Wilmink
Head Coach/General Manager . . . . . .Brad Ralph
Assistant Coach . . . . . .Kyle Mountain
Athletic Trainer . . . . . .Nicholas Bufinsky
Equipment Manager . . . . . .John Sellars

Fort Wayne Komets

NHL Affiliate: Edmonton Oilers

AHL Affiliate: Bakersfield Condors

Year-by-Year Record

		Home					Away					Overall							
Season	**GP**	**W**	**L**	**T**	**OT**	**SO**	**W**	**L**	**T**	**OT**	**SO**	**W**	**L**	**T**	**OT**	**SO**	**GF**	**GA**	**PTS**
2025-26	72	20	13	3	3-3	1-0	25	4	7	5-7	1-0	45	17	10	8-10	2-0	250	189	100
2024-25	72	19	13	4	3-3	1-1	22	9	5	3-4	2-1	41	22	9	6-7	3-2	229	193	91
2023-24	72	17	14	5	3-1	1-2	18	16	2	2-1	0-1	35	30	7	3-3	1-4	224	226	77
2022-23	72	15	14	7	1-4	0-3	19	17	0	3-0	2-0	34	31	7	4-4	2-3	267	273	75
2021-22	72	15	9	2	3-2	0-0	15	16	5	0-4	0-1	40	25	7	3-6	0-1	267	225	87
2020-21	51	16	8	0	2-0	0-0	13	9	5	3-3	0-2	29	17	5	5-3	0-2	170	136	63
2019-20	62	17	9	4	4-3	0-1	14	14	4	3-3	1-1	31	23	8	7-6	1-2	218	220	70
2018-19	72	18	14	5	3-1	0-4	18	13	5	5-3	2-2	36	26	10	8-4	2-6	233	248	82
2017-18	72	25	7	4	3-3	1-1	21	13	2	2-2	0-0	46	20	6	5-5	1-1	290	216	98
2016-17	72	28	7	1	3-0	0-1	17	12	7	0-6	2-1	45	19	8	3-6	2-2	264	210	98
2015-16	72	22	9	5	5-5	0-0	18	4	4	2-2	1-2	40	23	9	7-7	1-2	240	200	89
2014-15	72	26	5	5	1-2	4-3	22	13	1	3-0	4-1	48	18	6	4-2	8-4	251	200	102
2013-14	72	16	11	9	3-5	2-4	20	13	3	1-2	1-1	36	24	12	4-7	3-5	215	215	84
2012-13	72	16	20	0	3-0	2-0	17	15	4	1-1	2-3	33	35	4	4-1	4-3	205	246	70

T - Includes Overtime and Shootout Losses

Year-by-Year Results

Season	**Finished**	**Result**	**Season**	**Finished**	**Result**
2026	1st, Central	Lost Conference Finals	2019	3rd, Central	Lost Division Semifinals
2025	2nd, Central	Lost Division Finals	2018	2nd, Central	Lost Conference Finals
2024	5th, Central	Out of Playoffs	2017	2nd, Central	Lost Division Finals
2023	4th, Central	Lost Division Semifinals	2016	1st, Midwest	Lost Conference Finals
2022	2nd, Central	Lost Division Semifinals	2015	2nd, North	Lost Division Finals
2021	3rd. Western	Won Kelly Cup	2014	3rd, North	Lost Conference Semifinals
2020	3rd, Central	No Playoffs due to COVID-19	2013	4th, North	Out of Playoffs

All-Time Record vs. Other Clubs

Team	**W-L-T**	**Team**	**W-L-T**	**Team**	**W-L-T**	**Team**	**W-L-T**
Adirondack	1-3-2	Greenville	5-2-1	New Mexico	0-0-0	Tahoe	3-2-0
Allen	7-1-1	Idaho	1-4-0	Norfolk	3-1-1	Toledo	52-57-15
Atlanta	9-4-0	Indy	79-40-14	Orlando	7-3-1	Trenton	0-0-0
Bloomington	8-4-3	Jacksonville	3-0-2	Rapid City	8-4-2	Trois-Rivieres	0-0-0
Cincinnati	64-40-11	Kalamazoo	84-55-10	Reading	4-6-2	Tulsa	10-2-2
Florida	8-10-1	Kansas City	11-8-3	Savannah	0-2-2	Wheeling	60-27-12
Greensboro	0-0-0	Maine	1-0-0	South Carolina	2-5-2	Wichita	11-5-1
						Worcester	3-2-1

Web - Komets.com

Club Records

Players

Most Points, Season	88	Brandon Marino, 2013-14
Most Points, Game	6	Ethan De Jong vs. Wheeling, Mar. 2, 2024
		Kellen Jones vs. Wheeling, Mar. 27, 2022
Most Goals, Season	38	Shawn Szydlowski, 2014-15
Most Goals, Game	5	Shawn Szydlowski vs. Missouri, Mar. 21, 2015
Most Assists, Season	58	Brandon Marino, 2013-14
Most Assists, Game	5	Kellen Jones vs. Wheeling, Mar. 27, 2022
		Eric Faille vs. Missouri, Mar. 21, 2015
Most PIM, Season	259	Cody Sol, 2015-16
Most PIM, Game	29	Yannick Turcotte vs. Cincinnati, Nov. 17, 2024

Goaltenders

Most Appearances	51	Pat Nagle, 2015-16
Most Minutes Played	2,969	Pat Nagle, 2015-16
Most Wins	28	Michael Houser, 2017-18
		Pat Nagle, 2015-16
Most Losses	13	Charlie Effinger, 2012-13
Most OT/SO Losses	8	Pat Nagle, 2015-16
Most Shots	1,382	Pat Nagle, 2015-16
Most Saves	1,265	Pat Nagle, 2015-16
Most Shutouts	5	Samuel Jonsson, 2025-26
		Pat Nagle, 2015-16
Lowest GAA	2.36	Pat Nagle, 2015-16
Best Save Percentage	.921	Roman Will, 2014-15

Team

Most Points	102	2014-15
Fewest Points	70	2012-13
Most Wins	48	2014-15
Fewest Wins	33	2012-13
Most Losses	35	2012-13
Fewest Losses	18	2014-15
Most Goals Scored	290	2017-18
Fewest Goals Against	189	2025-26
Most Penalty Minutes	1,450	2022-23

Longest Winning Streak

Overall	8	Dec. 10-30, 2022
Home	9	Mar. 6-Apr. 11, 2015
Road	6	Nov. 25, 2015-Jan. 8, 2016
		Nov. 28-Dec. 19, 2014
		Oct. 17-Nov. 12, 2014

Longest Winless Streak

Overall	6	Feb. 9-22, 2013
Home	7	Jan. 13-Feb. 20, 2019
Road	5	Mar. 16-31, 2018

Regular Season Game Attendance Record
10,567 vs. Tulsa, Feb. 8, 2020

Postseason Game Attendance Record
10,477 vs. South Carolina, July 2, 2021

Regular Season Attendance Record
294,660, 2024-25

All-Time Playoff Record vs. Other Clubs

	Series	W	L	GP	W	L	GF	GA	Last Mtg	Rnd	Result
Allen	2	1	1	9	4	5	30	46	2021	CF	W 3-2
Cincinnati	4	2	2	26	13	12	73	59	2023	DSF	L 3-4
Indy	1	1	0	5	4	1	19	9	2026	DSF	W 4-1
Kalamazoo	1	1	0	5	4	1	19	11	2015	DSF	W 4-1
Kansas City	1	0	1	6	2	4	18	23	2026	CF	L 2-4
Reading	1	1	0	5	4	1	14	8	2014	CQF	W 4-1
South Carolina	1	1	0	4	3	1	17	11	2021	Finals	W 3-1
Toledo	6	2	4	36	16	20	93	103	2026	DF	W 4-2
Utah	1	1	0	4	4	0	19	11	2016	CSF	W 4-0
Wheeling	1	0	1	7	3	4	18	18	2022	DSF	L 3-4
Wichita	1	1	0	5	3	2	14	14	2021	CSF	W 3-2

All-Time Playoff Results

Year	Round	Opponent	Result	GF	GA	OT
2026	CF	Kansas City	L 2-4	18	23	0-1
	DF	Toledo	W 4-2	19	13	0-1
	DSF	Indy	W 4-1	19	9	0-0
2025	DF	Toledo	L 2-4	18	17	0-1
	DSF	Iowa	W 4-3	29	23	1-1
2023	DSF	Cincinnati	L 3-4	18	12	0-1
2022	DSF	Wheeling	L 3-4	18	18	1-2
2021	Finals	South Carolina	W 3-1	17	11	0-0
	CF	Allen	W 3-1	14	14	2-0
	CSF	Wichita	W 3-2	14	14	1-0
2019	DSF	Toledo	L 2-4	11	22	1-0
2018	CF	Colorado	L 3-4	19	19	0-3
	DF	Toledo	W 4-2	20	13	0-0
	DSF	Cincinnati	W 4-1	19	14	1-1
2017	DF	Toledo	L 1-4	10	15	0-1
	DSF	Quad City	W 4-1	16	12	1-1
2016	CF	Allen	L 1-4	16	22	0-2
	CSF	Utah	W 4-0	19	11	0-0
	CQF	Cincinnati	W 4-3	23	14	2-1
2015	DF	Toledo	L 3-4	15	22	3-0
	DSF	Kalamazoo	W 4-1	19	11	0-0
2014	CSF	Cincinnati	L 2-4	13	19	1-2
	CQF	Reading	W 4-1	14	8	1-0

2025-26 Regular Season Statistics

PLAYER	Pos	GP	G	A	PTS	+/-	PIM	PP	PPA	SH	SHA	GW	FG	OT	UA	EN	SOG	SOA	Shots	Sh%
Kirill Tyutyayev	F	70	22	46	68	21	28	7	16	0	0	3	4	0	1	1	0	0	145	15.2
Austin Magera	F	71	32	33	65	20	57	11	8	0	0	4	7	0	2	1	0	0	184	17.4
Jalen Smereck	D	67	10	47	57	21	101	2	18	0	2	1	3	1	0	0	0	0	211	4.7
Blake Murray	F	69	22	28	50	15	36	8	10	0	0	8	5	1	0	0	0	0	123	17.9
Alex Aleardi	F	66	24	22	46	16	66	7	6	0	0	3	2	0	0	2	1	2	184	13.0
William Dufour	F	30	17	24	41	11	8	8	10	0	0	3	1	2	0	1	1	1	114	14.9
Josh Atkinson	D	9	2	1	3	0	9	0	0	0	0	1	0	0	0	0	0	0	4	50.0
TOTALS		64	8	30	38	-2	99	1	10	0	1	1	1	0	0	0	0	0	101	7.9
Josh Bloom	F	11	3	6	9	5	4	2	3	0	0	1	0	0	0	0	0	0	23	13.0
TOTALS		30	18	19	37	-1	14	5	6	0	1	2	2	0	1	1	0	1	84	21.4
Logan Nelson	F	12	2	5	7	3	21	0	1	0	0	0	1	0	0	0	0	0	14	14.3
TOTALS		51	16	21	37	-1	69	2	7	2	0	0	3	0	0	0	0	1	128	12.5
Matthew Brown	F	42	12	23	35	7	6	1	9	0	0	3	3	0	1	0	0	1	106	11.3
James Stefan	F	38	17	17	34	6	10	3	9	0	0	5	4	1	0	3	1	1	136	12.5
Matt Copponi	F	40	10	19	29	9	28	1	3	0	0	1	3	0	1	1	0	0	84	11.9
Trevor Janicke	F	64	11	17	28	15	22	0	2	2	1	0	1	0	2	1	0	0	75	14.7
Josh Groll	F	41	9	11	20	2	4	1	1	0	0	1	2	0	2	0	0	0	77	11.7
Jayden Grubbe	F	28	7	12	19	4	21	3	3	0	1	1	1	0	0	0	0	0	36	19.4
Reece Harsch	D	64	5	14	19	12	28	0	0	0	0	0	0	0	0	0	0	0	80	6.3
Dru Krebs	D	67	4	15	19	31	32	0	3	0	0	1	1	0	0	0	0	0	77	5.2
Brady Stonehouse	F	52	7	11	18	-1	43	1	2	1	0	0	2	0	1	0	0	0	80	8.8
Harrison Rees	D	56	5	11	16	14	18	0	0	0	0	2	1	1	0	0	0	0	65	7.7
Tyson Feist (total)	D	40	2	14	16	-4	47	0	0	0	1	0	2	0	0	0	0	0	42	4.8
IND	D	14	1	6	7	-6	9	0	0	0	1	0	1	0	0	0	0	0	22	4.5
FW	D	26	1	8	9	2	38	0	0	0	0	0	1	0	0	0	0	0	20	5.0
Anthony Petruzzelli	F	47	8	7	15	0	28	0	0	0	0	3	1	0	0	0	0	0	59	13.6
Lynden McCallum	F	6	1	2	3	2	4	0	1	0	0	0	0	0	0	0	0	0	15	6.7
TOTALS		33	8	5	13	1	14	2	2	0	0	3	0	0	1	0	0	1	81	9.9
Matt Murphy	D	32	2	9	11	2	18	0	1	0	0	0	0	0	1	1	0	0	31	6.5
Tyler Inamoto	D	41	1	10	11	14	47	0	0	0	0	0	0	0	0	0	0	0	51	2.0
Matt Miller	F	55	3	7	10	-8	10	1	3	0	0	0	0	0	0	0	0	0	92	3.3
Nick Deakin-Poot	F	37	1	7	8	-9	40	0	0	0	0	1	0	1	0	0	0	0	27	3.7
Zach Jordan	F	19	3	3	6	3	22	0	0	0	0	0	0	0	0	0	0	0	40	7.5
Matt Berry	F	13	1	5	6	-3	0	1	0	0	0	0	0	0	0	0	0	0	18	5.6
Odeen Tufto	F	5	2	3	5	3	0	1	2	0	0	1	0	0	0	0	0	0	11	18.2
Reid Pabich	F	10	1	3	4	-2	0	0	0	0	0	0	0	0	1	0	0	0	10	10.0
Thomas Sinclair	F	14	1	2	3	-1	10	0	0	1	0	0	0	0	1	0	0	0	13	7.7
Dustyn McFaul	D	28	1	2	3	-3	21	0	0	0	0	0	0	0	0	0	0	0	26	3.8
Ian Pierce	D	15	0	3	3	-3	0	0	0	0	0	0	0	0	0	0	0	0	19	0.0
Dillon Hamaliuk	F	2	0	2	2	1	0	0	1	0	0	0	0	0	0	0	0	0	2	0.0
Beau Akey	D	4	1	0	1	5	0	0	0	0	0	0	0	0	0	0	0	0	5	20.0
Zach Bookman	D	2	0	1	1	-2	0	0	1	0	0	0	0	0	0	0	0	0	3	0.0
Connor Milburn	F	3	0	1	1	1	0	0	0	0	0	0	0	0	0	0	0	0	7	0.0
Jens Richards	F	7	0	1	1	2	0	0	1	0	0	0	0	0	0	0	0	0	6	0.0
Louka Henault	D	11	0	1	1	2	8	0	0	0	0	0	0	0	0	0	0	0	14	0.0
Caden Brown	F	1	0	0	0	-1	0	0	0	0	0	0	0	0	0	0	0	0	0	0.0
Owen Gallatin	D	1	0	0	0	0	0	0	0	0	0	0	0	0	0	0	0	0	0	0.0
Gustav Müller	F	2	0	0	0	1	0	0	0	0	0	0	0	0	0	0	0	0	0	0.0
Connor Ungar	G	2	0	0	0	0	0	0	0	0	0	0	0	0	0	0	0	0	0	0.0
Jonathan Melee	F	3	0	0	0	0	0	0	0	0	0	0	0	0	0	0	0	0	0	0.0
Alex Murray	D	3	0	0	0	3	2	0	0	0	0	0	0	0	0	0	0	0	1	0.0
Nico Blachman	F	4	0	0	0	0	38	0	0	0	0	0	0	0	0	0	0	0	1	0.0
Cole Beamin	D	7	0	0	0	-1	0	0	0	0	0	0	0	0	0	0	0	0	1	0.0
Samuel Jonsson	G	33	0	0	0	0	2	0	0	0	0	0	0	0	0	0	0	0	0	0.0
Nathaniel Day	G	39	0	0	0	0	0	0	0	0	0	0	0	0	0	0	0	0	0	0.0
BENCH		72	2				16												2	
TEAM TOTALS		**72**	**250**	**439**	**689**	**219**	**846**	**58**	**114**	**4**	**4**	**43**	**43**	**8**	**13**	**11**	**3**	**5**	**2292**	**10.8**

GOALIE	GP	MINS	W	L	OTL	SL	SO	EN	GA	GAA	SOGP	SOW	SA	SVS	SV%
Connor Ungar	2	123	2	0	0	0	0	0	5	2.44	0	0	34	29	0.944
Samuel Jonsson	33	1916	21	8	2	0	5	0	76	2.38	2	2	842	766	0.910
Nathaniel Day	39	2327	22	9	8	0	3	3	107	2.76	0	0	1001	894	0.893
Empty Net		25							3				3		
TEAM TOTALS	**72**	**4368**	**45**	**17**	**10**	**0**	**8**	**3**	**189**	**2.58**	**2**	**2**	**1900**	**1711**	**0.901**

2026 Kelly Cup Playoffs Statistics

PLAYER	Pos	GP	G	A	PTS	+/-	PIM	PP	PPA	SH	SHA	GW	FG	OT	UA	EN	Shots	Sh%
Austin Magera	F	17	8	14	22	13	8	3	3	0	0	1	2	0	0	0	38	21.1
William Dufour	F	17	8	11	19	10	26	4	5	0	0	1	1	0	1	0	62	12.9
Matthew Brown	F	15	5	10	15	9	0	0	1	0	0	1	0	0	1	1	40	12.5
Kirill Tyutyayev	F	17	4	11	15	4	2	2	6	0	0	0	0	0	0	0	34	11.8
Jalen Smereck	D	14	3	11	14	-1	26	2	5	0	0	1	0	0	1	0	40	7.5
Matt Copponi	F	17	6	4	10	2	20	0	2	0	0	0	0	0	0	0	34	17.6
Alex Aleardi	F	17	3	4	7	-3	12	0	1	0	0	0	1	0	1	0	25	12.0
Brady Stonehouse	F	17	4	2	6	4	22	0	0	1	0	1	1	0	2	0	23	17.4
Josh Bloom	F	13	4	1	5	0	6	0	1	0	0	1	2	0	0	0	22	18.2
Reece Harsch	D	17	1	4	5	5	14	0	0	0	0	0	0	0	0	0	11	9.1
Matt Miller	F	15	2	2	4	-5	2	2	2	0	0	0	0	0	0	0	21	9.5
Harrison Rees	D	16	2	2	4	4	4	0	0	0	0	0	0	0	0	0	22	9.1
Josh Atkinson	D	9	0	4	4	4	26	0	0	0	0	0	0	0	0	0	9	0.0
Logan Nelson	F	13	1	2	3	2	4	0	0	0	0	1	1	0	0	0	20	5.0
Dru Krebs	D	15	1	2	3	4	6	0	0	0	0	0	1	0	0	0	16	6.3
Tyler Inamoto	D	14	0	3	3	1	10	0	0	0	0	0	0	0	0	0	9	0.0
Reid Pabich	F	4	1	1	2	0	2	0	0	0	0	1	0	0	0	0	10	10.0
Blake Murray	F	15	1	1	2	-7	21	0	0	0	0	1	0	0	0	0	19	5.3
Thomas Sinclair	F	5	0	2	2	2	2	0	0	0	0	0	0	0	0	0	5	0.0
Zach Bookman	D	4	1	0	1	3	4	1	0	0	0	0	0	0	0	0	4	25.0
Anthony Petruzzelli	F	5	1	0	1	2	2	0	0	0	0	1	0	0	0	0	5	20.0
Tyson Feist	D	13	0	1	1	-3	25	0	0	0	0	0	0	0	0	0	12	0.0
Trevor Janicke	F	17	0	1	1	-6	4	0	0	0	0	0	0	0	0	0	17	0.0
Nathaniel Day	G	7	0	0	0	0	0	0	0	0	0	0	0	0	0	0	0	0.0
Samuel Jonsson	G	10	0	0	0	0	0	0	0	0	0	0	0	0	0	0	0	0.0
BENCH		17	0				6										0	
TEAM TOTALS		**17**	**56**	**93**	**149**	**44**	**254**	**14**	**26**	**1**	**0**	**10**	**9**	**0**	**6**	**1**	**498**	**11.2**

GOALIE	GP	MINS	W	L	SO	EN	GA	GAA	SA	SVS	SV%
Samuel Jonsson	10	597	6	4	2	2	23	2.31	305	282	0.925
Nathaniel Day	7	420	4	2	1	0	20	2.86	227	207	0.912
Empty Net		9					2		2		
TEAM TOTALS	**17**	**1017**	**10**	**7**	**3**	**2**	**45**	**2.63**	**534**	**489**	**0.916**

Ben Boudreau
Head Coach

Ben Boudreau reurned for his second stint as Fort Wayne's head coach when he was named to the position on June 19, 2026. Boudreau, 41, spent two years with the Komets as an assistant before being promoted to head coach before the 2019-20 season. He returns to the Komets as the seventh-winningest coach in franchise history with a record of 134-96-27. During the 2020-21 season, he led the Komets to the Kelly Cup title, culminating with a win over South Carolina in the Kelly Cup Finals. After departing Fort Wayne, Boudreau spent two seasons on the coaching staff of the Ontario Hockey League's Niagara IceDogs. Boudreau's dad, Bruce, spent two years as the Komets head coach before embarking on a 15-year head-coaching career in the National Hockey League, while also playing with the team for two seasons during his playing career.

Coaching Record		**Regular Season**				**Playoffs**		
Season	**Team**	**Games**	**W**	**L**	**T**	**Games**	**W**	**L**
2019-20	**Fort Wayne Komets (ECHL)**	**62**	**31**	**23**	**8**	**--**	**--**	**--**
2020-21	**Fort Wayne Komets (ECHL)**	**51**	**29**	**17**	**5**	**13**	**9**	**4**
2021-22	**Fort Wayne Komets (ECHL)**	**72**	**40**	**25**	**7**	**7**	**3**	**4**
2022-23	**Fort Wayne Komets (ECHL)**	**72**	**34**	**31**	**7**	**7**	**3**	**4**
2024-25	Niagara (OHL)	68	29	31	8	5	1	4
	ECHL Totals	**257**	**134**	**96**	**27**	**27**	**15**	**12**

Coaching History

Year	Coach	STD	W	L	T	PTS	Playoffs
2025-26	Jesse Kallechy	1-C	45	17	10	100	Lost Conference Finals
2024-25	Jesse Kallechy	2-C	41	22	9	91	Lost Division Finals
2023-24	Jesse Kallechy	5-C	35	30	7	77	Out of Playoffs
2022-23	Ben Boudreau	4-C	34	31	7	75	Lost Division Semifinals
2021-22	Ben Boudreau	2-C	40	25	7	87	Lost Division Semifinals
2020-21	Ben Boudreau	3-W	29	17	5	63	Won Kelly Cup
2019-20	Ben Boudreau	3-C	31	23	8	70	No Playoffs due to COVID-19
2018-19	Gary Graham	3-C	36	26	10	82	Lost Division Semifinals
2017-18	Gary Graham	2-C	46	20	6	98	Lost Conference Finals
2016-17	Gary Graham	2-C	45	19	8	98	Lost Division Finals
2015-16	Gary Graham	1-M	40	23	9	89	Lost Conference Finals
2014-15	Gary Graham	2-N	48	18	6	102	Lost Division Finals
2013-14	Gary Graham	3-N	36	24	12	84	Lost Conference Semifinals
2012-13	Al Sims	4-N	33	35	4	70	Out of Playoffs

2026-27 Schedule

Sat.	**Oct. 17**	**Toledo**	**Sat.**	**Dec. 19**	**Indy**	Fri.	Feb. 12	at Wichita
Fri.	Oct. 23	at Bloomington	**Sun.**	**Dec. 20**	**Kalamazoo**	Sat.	Feb. 13	at Wichita
Sat.	**Oct. 24**	**Indy**	Sat.	Dec. 26	at Kalamazoo	Wed.	Feb. 17	at Kalamazoo
Fri.	**Oct. 30**	**Wheeling**	**Sun.**	**Dec. 27**	**Indy**	Fri.	Feb. 19	at Cincinnati
Sat.	**Oct. 31**	**Toledo**	**Tue.**	**Dec. 29**	**Wheeling**	Sat.	Feb. 20	at Cincinnati
Sun.	Nov. 1	at Indy	**Thu.**	**Dec. 31**	**Indy**	Fri.	Feb. 26	at Toledo
Fri.	**Nov. 6**	**Bloomington**	Sat.	Jan. 2	at Bloomington	Sat.	Feb. 27	at Toledo
Sat.	Nov. 7	at Toledo	Wed.	Jan. 6	at Kalamazoo	Sun.	Feb. 28	at Wheeling
Sun.	Nov. 8	at Kalamazoo	**Fri.**	**Jan. 9**	**Maine**	**Wed.**	**Mar. 3**	**Bloomington**
Sat.	**Nov. 14**	**Toledo**	**Sat.**	**Jan. 10**	**Maine**	**Fri.**	**Mar. 5**	**Indy**
Sun.	**Nov. 15**	**Cincinnati**	**Sun.**	**Jan. 11**	**Toledo**	**Sat.**	**Mar. 6**	**Indy**
Fri.	Nov. 20	at Bloomington	Thu.	Jan. 14	at Allen	**Wed.**	**Mar. 10**	**Kalamazoo**
Sat.	Nov. 21	at Bloomington	Fri.	Jan. 15	at Allen	Fri.	Mar. 12	at Kalamazoo
Sun.	**Nov. 22**	**Bloomington**	Sat.	Jan. 16	at Allen	**Sat.**	**Mar. 13**	**Kansas City**
Thu.	**Nov. 26**	**Cincinnati**	Wed.	Jan. 20	at Trois-Rivières	**Sun.**	**Mar. 14**	**Kansas City**
Sat.	**Nov. 28**	**Toledo**	Fri.	Jan. 22	at Trois-Rivières	**Wed.**	**Mar. 17**	**Bloomington**
Sun.	Nov. 29	at Toledo	Sat.	Jan. 23	at Trois-Rivières	Fri.	Mar. 19	at Indy
Wed.	Dec. 2	at Toledo	**Fri.**	**Jan. 29**	**Trois-Rivières**	Sat.	Mar. 20	at Bloomington
Sat.	Dec. 5	at Toledo	**Sat.**	**Jan. 30**	**Trois-Rivières**	Sun.	Mar. 21	at Bloomington
Sun.	Dec. 6	at Wheeling	**Sun.**	**Jan. 31**	**Trois-Rivières**	**Fri.**	**Apr. 2**	**Cincinnati**
Fri.	**Dec. 11**	**Bloomington**	**Fri.**	**Feb. 5**	**Cincinnati**	Sat.	Apr. 3	at Indy
Sat.	**Dec. 12**	**Wheeling**	**Sat.**	**Feb. 6**	**Trenton**	Fri.	Apr. 9	at Bloomington
Sun.	Dec. 13	at Kalamazoo	**Sun.**	**Feb. 8**	**Kalamazoo**	**Sat.**	**Apr. 10**	**Toledo**
Fri.	Dec. 18	at Kalamazoo	Thu.	Feb. 11	at Wichita	**Sun.**	**Apr. 11**	**Cincinnati**

2025-26 Results

Oct. 17	at Indy	4-0	Jan. 10	at Toledo	3-2	**Mar. 27**	**Bloomington**	**4-3#**
Oct. 18	at Kalamazoo	6-5	**Jan. 11**	**Toledo**	**1-3**	**Mar. 28**	**Indy**	**5-2**
Oct. 24	at Cincinnati	1-3	**Jan. 14**	**Indy**	**2-3**	Mar. 29	at Indy	2-1
Oct. 29	at Iowa	4-0	**Jan. 16**	**Bloomington**	**2-5**	**Apr. 1**	**Wheeling**	**5-8**
Oct. 31	at Iowa	5-3	**Jan. 17**	**Bloomington**	**3-2**	**Apr. 3**	**Iowa**	**2-1**
Nov. 1	at Iowa	2-0	Jan. 23	at Indy	2-1*	**Apr. 4**	**Iowa**	**2-3***
Nov. 5	at Florida	5-0	Jan. 24	at Cincinnati	6-3	**Apr. 10**	**Kalamazoo**	**5-1**
Nov. 7	at Florida	2-5	Jan. 30	at Cincinnati	6-0	Apr. 11	at Kalamazoo	6-2
Nov. 8	at Florida	4-3#	**Jan. 31**	**Tahoe**	**6-0**	**Apr. 12**	**Toledo**	**5-4**
Nov. 14	at Kalamazoo	5-3	**Feb. 1**	**Tahoe**	**2-6**	**Apr. 15**	**Indy**	**4-3***
Nov. 15	at Toledo	1-2	Feb. 4	at Wheeling	2-3*	**Apr. 16**	**Toledo**	**1-4**
Nov. 21	**Bloomington**	**5-2**	**Feb. 6**	**Iowa**	**7-2**	**Apr. 19**	**Kalamazoo**	**4-3**
Nov. 22	**Kalamazoo**	**3-1**	**Feb. 7**	**Toledo**	**4-5**	**+Apr. 24**	**Indy**	**3-0**
Nov. 23	**Wichita**	**1-2**	**Feb. 8**	**Bloomington**	**0-5**	**+Apr. 25**	**Indy**	**5-1**
Nov. 26	at Kalamazoo	1-2*	**Feb. 13**	**Indy**	**5-4***	+Apr. 28	at Indy	4-6
Nov. 27	**Kalamazoo**	**3-2***	Feb. 14	at Indy	4-1	+Apr. 29	at Indy	3-2
Nov. 28	at Indy	5-4*	Feb. 15	at Toledo	4-3*	**+May 3**	**Indy**	**4-0**
Nov. 30	**Toledo**	**5-1**	Feb. 18	at Norfolk	3-1	**+May 10**	**Toledo**	**4-1**
Dec. 6	at Toledo	4-5*	Feb. 20	at Norfolk	5-6*	+May 12	at Toledo	3-0
Dec. 7	**Cincinnati**	**4-1**	Feb. 21	at Norfolk	4-1	**+May 14**	**Toledo**	**4-2**
Dec. 12	**Kansas City**	**4-5**	Feb. 25	at Wheeling	6-3	+May 15	at Toledo	2-3*
Dec. 13	**Kalamazoo**	**4-5**	**Feb. 27**	**Cincinnati**	**1-2**	+May 16	at Toledo	1-4
Dec. 14	at Kalamazoo	4-0	**Feb. 28**	**Wheeling**	**6-4**	**+May 19**	**Toledo**	**5-3**
Dec. 17	at Bloomington	4-3	Mar. 1	at Wheeling	3-2*	+May 22	at Kansas City	1-5
Dec. 19	**Indy**	**1-2***	**Mar. 11**	**Iowa**	**5-2**	+May 23	at Kansas City	4-3
Dec. 20	**Cincinnati**	**3-4***	Mar. 13	at Indy	1-2	**+May 25**	**Kansas City**	**4-6**
Dec. 31	**Bloomington**	**3-4**	Mar. 14	at Bloomington	2-3*	**+May 26**	**Kansas City**	**2-4**
Jan. 2	at Kansas City	2-3*	**Mar. 15**	**Indy**	**1-0**	**+May 31**	**Kansas City**	**4-1**
Jan. 3	at Kansas City	1-2*	Mar. 20	at Cincinnati	3-2*	+June 2	at Kansas City	3-4*
Jan. 9	**Cincinnati**	**7-4**	Mar. 21	at Cincinnati	3-2			

* - Overtime # - Shootout + - Kelly Cup Playoffs

David Franke
President of Hockey Operations/Co-Owner

Fort Wayne native David Franke is entering his 36th season as the Komets' General Manager and Co-owner. He began his career with the Komets when the Franke family purchased the Fort Wayne franchise in 1990 while the team was a member of the International Hockey League. While in the IHL, the Komets claimed two Huber Trophies as the team with the best regular season record and guided the club to the Turner Cup Final six times, winning championships in 1993, 2008, 2009, and 2010. Franke was named the IHL's Executive of the Year for the 1990-1991 season. After the team's most significant turnaround in franchise history, Franke was voted the league's General Manager of the Year in 1997-1998. Franke was again named the IHL's General Manager of the Year for the 2009-10 season. While competing in the United Hockey League, Franke guided the team to a Colonial Cup championship in 2003. The team also captured the league's best record in 2002-2003, 2003-2004, and 2006-2007. Before joining the ECHL in 2013, the team won a Presidents' Cup championship in the Central Hockey League in 2012. Franke has been at the helm for seven championships, including claiming the Kelly Cup in 2021.

1010 Memorial Way, Fort Wayne, IN 46805

Office . . . . . .(260) 483-0011
Arena . . . . . .Memorial Coliseum
Radio Station . . . .WXKE 96.3 FM
Team Colors . . . . . .Orange, Black, White

Email . . . . . .pr@komets.com
Capacity 10,495
Broadcaster . . . . . .Shane Albahrani

Team Directory

President of Hockey Operations/Co-Owner . . . . . .David Franke
Head Coach . . . . . .Ben Boudreau
Vice President of Sales and Marketing . . . . . .Josh Testin
Director of Media Relations . . . . . .Shane Albahrani
Corporate Secretary/Group Sales . . . . . .Tammy Steinforth
Receptionist/Group Sales . . . . . .Jody Grantham
Business Development . . . . . .Stephan Franke
Merchandise Manager . . . . . .Rick Bireley
Video Production . . . . . .Justin Castelman
Ticket Sales Advisor . . . . . .Mitch Meinholz
Graphic Coordinator . . . . . .Logan Noll
Associate Coach . . . . . .Olivier Legault
Athletic Trainer . . . . . .Dan Rosselli
Equipment Manager . . . . . .Skylar Garver

Greensboro Gargoyles

NHL Affiliate: Carolina Hurricanes **AHL Affiliate:** Chicago Wolves

Year-by-Year Record

		Home					Away					Overall							
Season	GP	W	L	T	OT	SO	W	L	T	OT	SO	W	L	T	OT	SO	GF	GA	PTS
2025-26	72	10	22	4	1-3	1-1	9	24	3	0-3	1-0	19	46	7	1-6	2-1	184	276	45

T - Includes Overtime and Shootout Losses

Year-by-Year Results

Season	Finished	Result
2026	8th, North	Out of Playoffs

All-Time Record vs. Other Clubs

Team	W-L-T	Team	W-L-T	Team	W-L-T	Team	W-L-T
Adirondack	1-4-0	Greenville	0-2-0	New Mexico	0-0-0	Tahoe	2-1-0
Allen	0-3-0	Idaho	1-2-0	Norfolk	5-6-1	Toledo	0-0-0
Atlanta	0-3-0	Indy	0-0-0	Orlando	0-0-0	Trenton	0-0-0
Bloomington	0-0-0	Jacksonville	1-1-1	Rapid City	0-0-0	Trois-Rivieres	3-3-0
Cincinnati	0-0-0	Kalamazoo	0-0-0	Reading	4-7-1	Tulsa	0-0-0
Florida	0-0-0	Kansas City	0-0-0	Savannah	0-2-0	Wheeling	1-5-2
Fort Wayne	0-0-0	Maine	0-2-0	South Carolina	0-2-1	Wichita	0-0-0
						Worcester	1-3-1

Web - GargoylesHockey.com

Club Records

Players

Most Points, Season	35	Tyler Weiss, 2025-26
Most Points, Game		
Most Goals, Season	17	David Gagnon, 2025-26
Most Goals, Game		
Most Assists, Season	21	Patrick Newell, 2025-26
Most Assists, Game		
Most PIM, Season	89	Tian Rask, 2025-26
Most PIM, Game		

Goaltenders

Most Appearances	41	Ruslan Khazheyev, 2025-26
Most Minutes Played	2,286	Ruslan Khazheyev, 2025-26
Most Wins	9	Nikita Quapp, 2025-26
Most Losses	27	Ruslan Khazheyev, 2025-26
Most OT/SO Losses	4	Ruslan Khazheyev, 2025-26
Most Shots	1,269	Ruslan Khazheyev, 2025-26
Most Saves	1135	Ruslan Khazheyev, 2025-26
Most Shutouts	1	Ruslan Khazheyev, 2025-26
		Connor Ungar, 2025-26
Lowest GAA	3.52	Ruslan Khazheyev, 2025-26
Best Save Percentage	.894	Ruslan Khazheyev, 2025-26

Team

Most Points	45	2025-26
Fewest Points	45	2025-26
Most Wins	19	2025-26
Fewest Wins	19	2025-26
Most Losses	46	2025-26
Fewest Losses	46	2025-26
Most Goals Scored	184	2025-26
Fewest Goals Against	276	2025-26
Most Penalty Minutes	767	2025-26

Longest Winning Streak

Overall	2	Feb. 25-27, 2026
		Nov. 13-14, 2025
		Nov. 1-2, 2026
Home	2	Nov. 13-14, 2025
Road	3	Nov. 1-22, 2025

Longest Winless Streak

Overall	9	Mar. 22-Apr, 12, 2026
Home	7	Oct. 18-Nov. 8, 2026
Road	7	Dec. 5, 2025-Jan. 7, 2026

Regular Season Game Attendance Record
16,867 vs, Norfolk, Apr. 16, 2026

Postseason Game Attendance Record
n/a

Regular Season Attendance Record
217,957, 2025-26

All-Time Playoff Record vs. Other Clubs

Series	W	L	GP	W	L	GF	GA	Last Mtg	Rnd	Result

All-Time Playoff Results

Year	Round	Opponent	Result	GF	GA	OT

2025-26 Regular Season Statistics

PLAYER	Pos	GP	G	A	PTS	+/-	PIM	PP	PPA	SH	SHA	GW	FG	OT	UA	EN	SOG	SOA	Shots	Sh%
Tyler Weiss	F	53	15	20	35	-25	42	5	7	0	0	2	2	0	1	1	1	2	107	14.0
Logan Nelson	F	39	14	16	30	-4	48	2	6	2	0	0	2	0	0	0	0	1	114	12.3
Ethan Leyh	F	37	10	19	29	-7	31	2	5	1	1	0	3	0	0	3	0	0	82	12.2
Patrick Newell	F	46	8	21	29	-19	18	3	5	0	1	2	2	1	0	0	0	1	76	10.5
Deni Goure	C	48	12	15	27	-12	22	3	4	0	0	0	1	0	1	2	2	3	119	10.1
Greg Smith	F	58	14	9	23	-18	28	2	1	0	1	1	2	0	1	1	0	1	106	13.2
TOTALS		61	15	11	26	-20	30	2	1	0	1	1	2	0	2	2	0	1	107	14.0
Anthony Rinaldi	F	56	12	14	26	-8	4	1	1	0	0	3	1	0	2	0	0	0	128	9.4
Blake Biondi	F	27	11	14	25	-5	27	4	3	0	1	1	0	0	0	1	0	1	94	11.7
David Gagnon	F	45	17	7	24	-25	32	3	3	1	0	1	0	0	0	0	1	2	118	14.4
Josh Groll	F	8	0	3	3	-9	2	0	1	0	0	0	0	0	0	0	0	0	19	0.0
TOTALS		49	9	14	23	-7	6	1	2	0	0	1	2	0	2	0	0	0	96	9.4
Artyom Borshyov	D	67	3	18	21	4	45	0	0	0	2	0	1	0	0	0	0	0	89	3.4
Noah Delmas	D	53	1	20	21	-28	14	0	9	0	0	1	0	0	0	0	0	0	67	1.5
Ryan Richardson	F	61	12	6	18	-22	20	4	2	1	0	1	3	0	1	1	0	0	98	12.2
Zach Faremouth	C	53	9	9	18	-13	34	1	0	2	0	1	2	0	0	0	0	0	77	11.7
Jordan Biro	F	58	3	14	17	-18	2	0	1	0	1	1	1	0	0	0	0	0	62	4.8
Demetrios Koumontzis	F	44	6	9	15	-10	21	0	2	0	1	0	0	0	0	0	0	0	49	12.2
Dalton Skelly	D	63	2	12	14	-31	10	0	4	0	0	0	1	0	0	0	0	0	70	2.9
Patrick Kyte	D	24	1	9	10	-1	29	0	2	0	0	0	1	0	0	0	0	0	35	2.9
Wade Murphy	F	24	4	5	9	-13	31	1	2	1	0	2	1	0	1	0	0	0	42	9.5
Colton Leiter	D	36	2	7	9	-16	2	1	2	0	0	0	1	0	0	0	0	0	46	4.3
Drew Kuzma	F	13	5	3	8	1	21	2	1	0	0	0	0	0	0	0	0	0	22	22.7
Trevor Zins	D	49	2	6	8	-9	24	0	0	0	0	0	0	0	0	0	0	0	42	4.8
Braden Doyle	D	32	1	7	8	-6	12	0	0	0	0	0	0	0	0	0	0	0	27	3.7
Caleb Price	D	10	0	1	1	-3	2	0	0	0	0	0	0	0	0	0	0	0	14	0.0
TOTALS		20	1	5	6	-5	2	1	1	0	0	1	0	0	0	0	0	0	32	3.1
Tian Rask	F	31	1	4	5	4	89	0	0	0	0	0	0	0	0	0	0	0	35	2.9
TOTALS		46	1	5	6	2	110	0	0	0	0	0	0	0	0	0	0	0	48	2.1
Blake Swetlikoff	F	18	0	6	6	-9	6	0	0	0	0	0	0	0	0	0	0	0	32	0.0
Nate Hanley	F	14	4	1	5	-10	2	1	1	0	0	0	1	0	1	0	0	0	28	14.3
Bryce Montgomery	D	28	1	4	5	-2	34	0	0	0	1	0	0	0	0	0	0	0	57	1.8
Zach White	F	5	3	1	4	-4	0	0	0	0	0	1	1	0	0	0	0	0	14	21.4
Blake Dangos	D	16	2	2	4	-14	11	1	0	0	0	0	0	0	0	0	0	0	9	22.2
Jake Elmer	F	27	1	3	4	-12	10	0	0	0	0	0	0	0	0	0	0	1	55	1.8
Anthony Messuri	F	19	2	1	3	-3	2	0	0	0	0	0	0	0	0	0	0	0	13	15.4
Caden Brown	F	6	1	2	3	-2	2	0	1	0	0	0	0	0	0	0	0	0	4	25.0
TOTALS		7	1	2	3	-3	2	0	1	0	0	0	0	0	0	0	0	0	4	25.0
Roman Kraemer	F	4	0	3	3	0	0	0	0	0	0	0	0	0	0	0	0	0	5	0.0
Austen May	D	14	0	3	3	-11	4	0	2	0	0	0	0	0	0	0	0	0	24	0.0
Ayodele Adeniye	D	5	1	1	2	-1	2	0	0	0	0	0	0	0	0	1	0	0	2	50.0
Graeme McCrory	F	11	1	1	2	-6	4	0	0	0	0	0	0	0	0	0	0	0	7	14.3
Jack Seymour	F	14	1	1	2	-1	4	0	0	0	0	0	0	0	0	0	0	0	17	5.9
True Crowe	D	3	0	2	2	2	2	0	0	0	0	0	0	0	0	0	0	0	3	0.0
Bryan Huggins	D	3	0	2	2	3	0	0	0	0	0	0	0	0	0	0	0	0	2	0.0
Nick DeSantis	F	6	0	2	2	-2	2	0	1	0	0	0	0	0	0	0	0	0	8	0.0
Andrius Kulbis-Marino	D	16	0	2	2	-4	4	0	0	0	0	0	0	0	0	0	0	0	30	0.0
Nikita Quapp	G	29	0	2	2	0	17	0	0	0	0	0	0	0	0	0	0	0	0	0.0
Rider McCallum	D	5	0	1	1	-1	0	0	0	0	0	0	0	0	0	0	0	0	4	0.0
Blake Humphrey	F	6	0	1	1	-4	0	0	1	0	0	0	0	0	0	0	0	0	7	0.0
Kenny Johnson	D	6	0	1	1	3	25	0	0	0	0	0	0	0	0	0	0	0	3	0.0
Gabe Blanchard	D	9	0	1	1	-3	2	0	0	0	0	0	0	0	0	0	0	0	11	0.0
Ruslan Khazheyev	G	41	0	1	1	0	2	0	0	0	0	0	0	0	0	0	0	0	0	0.0
Mason Beaupit	G	1	0	0	0	0	0	0	0	0	0	0	0	0	0	0	0	0	0	0.0
Christian Propp	G	1	0	0	0	0	0	0	0	0	0	0	0	0	0	0	0	0	0	0.0
Jake Sibell	G	1	0	0	0	0	0	0	0	0	0	0	0	0	0	0	0	0	0	0.0
Dawson McKinney	F	2	0	0	0	1	8	0	0	0	0	0	0	0	0	0	0	0	1	0.0
Connor Ungar	G	4	0	0	0	0	0	0	0	0	0	0	0	0	0	0	0	0	0	0.0
Casey Severo	F	5	0	0	0	-4	0	0	0	0	0	0	0	0	0	0	0	0	8	0.0
C.J. Walker	F	8	0	0	0	1	2	0	0	0	0	0	0	0	0	0	0	0	6	0.0
Billy Roche	D	7	0	0	0	-8	0	0	0	0	0	0	0	0	0	0	0	0	13	0.0
TOTALS		10	0	0	0	-9	0	0	0	0	0	0	0	0	0	0	0	0	18	0.0
BENCH		72	2				12												2	
TEAM TOTALS		**72**	**184**	**312**	**496**	**-384**	**767**	**36**	**67**	**8**	**9**	**17**	**26**	**1**	**8**	**10**	**4**	**12**	**2103**	**8.7**

GOALIE	GP	MINS	W	L	OTL	SL	SO	EN	GA	GAA	SOGP	SOW	SA	SVS	SV%
Connor Ungar	4	253	2	1	0	1	1	1	6	1.42	2	1	109	103	0.945
Christian Propp	1	58	0	1	0	0	0	0	2	2.07	0	0	29	27	0.931
Ruslan Khazheyev	41	2286	8	27	4	0	1	15	134	3.52	0	0	1269	1135	0.894
Nikita Quapp	29	1581	9	16	1	0	0	8	93	3.53	1	1	782	689	0.881
Jake Sibell	1	63	0	0	1	0	0	0	8	7.60	0	0	36	28	0.778
Mason Beaupit	1	60	0	1	0	0	0	0	8	8.00	0	0	39	31	0.795
Empty Net		59							24				24		
TEAM TOTALS	**72**	**4301**	**19**	**46**	**6**	**1**	**2**	**24**	**275**	**3.79**	**3**	**2**	**2288**	**2013**	**0.880**

Mitch Giguere
Head Coach

Mitch Giguere enters his first season as Greensboro's head coach after being named to the position on June 15, 2026. He joins the Gargoyles after spending the last three seasons as an assistant coach with the Wheeling Nailers. Giguere, 40, began his coaching journey in 2008 and has since built a deep resume across roles as a coach, general manager, scout, consultant, and player development specialist while gaining experience in prestigious leagues including the Kontinental Hockey League, Québec Maritimes Junior Hockey League, Quebec Junior Hockey League, Western Hockey League, and Manitoba Junior Hockey League. During the 2021-22 season, Giguere was part of the Longueuil Collège-Français coaching staff, helping lead the team to the Napa Cup championship as champions of the QJHL. He was also a member of the 2022-23 KHL Kharlamov Cup Champion Torpedo Nizhny Novgorod, then led the University of Montréal to a fourth place finish in the nation. Giguere later joined the Nailers in 2023, helping guide the team to the 2025-26 North Division regular season and playoff titles.

Coaching History

Year	Coach	STD	W	L	T	PTS	Playoffs
2026-27	Scott Burt	8-N	19	46	7	45	Out of Playoffs

2025-26 Schedule

Fri.	**Oct. 16**	**Reading**	**Fri.**	**Dec. 18**	**South Carolina**	**Fri.**	**Feb. 12**	**Savannah**
Sat.	**Oct. 17**	**Reading**	**Sun.**	**Dec. 20**	**South Carolina**	Sat.	Feb. 13	at Savannah
Sat.	**Oct. 24**	**Greenville**	**Sat.**	**Dec. 26**	**Norfolk**	Fri.	Feb. 19	at Reading
Sun.	**Oct. 25**	**Greenville**	**Sun.**	**Dec. 27**	**Norfolk**	Sat.	Feb. 20	at Reading
Fri.	Oct. 30	at Norfolk	Tue.	Dec. 29	at Trenton	**Thu.**	**Feb. 25**	**Reading**
Sat.	Oct. 31	at Norfolk	Thu.	Dec. 31	at Adirondack	**Sat.**	**Feb. 27**	**Reading**
Sun.	**Nov. 1**	**Norfolk**	Sat.	Jan. 2	at Adirondack	**Sun.**	**Feb. 28**	**Reading**
Thu.	**Nov. 5**	**Maine**	Sun.	Jan. 3	at Adirondack	Fri.	Mar. 5	at Trois-Rivières
Fri.	**Nov. 6**	**Maine**	**Fri.**	**Jan. 8**	**Savannah**	Sat.	Mar. 6	at Trois-Rivières
Sat.	**Nov. 7**	**Maine**	**Sat.**	**Jan. 9**	**Savananh**	Sun.	Mar. 7	at Trois-Rivières
Thu.	**Nov. 12**	**Worcester**	**Sun.**	**Jan. 10**	**Savannah**	Fri.	Mar. 12	at Orlando
Sat.	**Nov. 14**	**Worcester**	Fri.	Jan. 15	at Worcester	Sat.	Mar. 13	at Orlando
Sun.	**Nov. 15**	**Worcester**	Sat.	Jan. 16	at Trenton	Wed.	Mar. 17	at Jacksonville
Fri.	Nov. 20	at South Carolina	Sun.	Jan. 17	at Trenton	Fri.	Mar. 19	at Jacksonville
Sat.	Nov. 21	at Greenville	**Fri.**	**Jan. 22**	**Adirondack**	Sat.	Mar. 20	at Savannah
Sun.	Nov. 22	at Greenville	**Sat.**	**Jan. 23**	**Adirondack**	Sun.	Mar. 21	at Savannah
Wed.	**Nov. 25**	**Norfolk**	**Sun.**	**Jan. 24**	**Adirondack**	**Fri.**	**Mar. 26**	**Trois-Rivières**
Fri.	Nov. 27	at Norfolk	**Fri.**	**Jan. 29**	**Trenton**	**Sat.**	**Mar. 27**	**Trois-Rivières**
Sat.	Nov. 28	at Norfolk	**Sat.**	**Jan. 30**	**Trenton**	**Wed.**	**Mar. 31**	**South Carolina**
Fri.	Dec. 4	at Trois-Rivières	**Sun.**	**Jan. 31**	**Trenton**	Fri.	Apr. 2	at Maine
Sat.	Dec. 5	at Trois-Rivières	Fri.	Feb. 5	at Atlanta	Sat.	Apr. 3	at Maine
Sun.	Dec. 6	at Trois-Rivières	Sat.	Feb. 6	at Atlanta	**Thu.**	**Apr. 8**	**Trenton**
Sat.	Dec. 12	at Worcester	Sun.	Feb. 7	at Greenville	**Fri.**	**Apr. 9**	**Trenton**
Sun.	Dec. 13	at Worcester	**Thu.**	**Feb. 11**	**Savannah**	**Sat.**	**Apr. 10**	**Trenton**

2025-26 Results

Oct. 18	**Jacksonville**	**1-2***	**Dec. 20**	**Wheeling**	**2-3***	Feb. 25	at Norfolk	3-2
Oct. 19	**Jacksonville**	**0-3**	**Jan. 2**	**South Carolina**	**1-3**	**Feb. 27**	**Norfolk**	**5-3**
Oct. 24	**Reading**	**1-4**	Jan. 3	at Atlanta	0-3	**Feb. 28**	**Norfolk**	**2-4**
Oct. 25	**Reading**	**7-8***	Jan. 4	at South Carolina	2-4	**Mar. 1**	**Atlanta**	**2-3**
Oct 31	at Trois-Rivières	3-6	Jan. 7	at Idaho	3-5	Mar. 5	at Savannah	3-6
Nov. 1	at Trois-Rivières	3-6	Jan. 9	at Idaho	5-3	**Mar. 7**	**Reading**	**1-2**
Nov. 2	at Trois-Rivières	5-2	Jan. 10	at Idaho	4-7	**Mar. 8**	**Reading**	**6-2**
Nov. 6	**Wheeling**	**2-4**	Jan. 16	at Reading	0-6	**Mar. 13**	**Trois-Rivières**	**3-6**
Nov. 7	**Wheeling**	**2-3#**	Jan. 17	at Reading	4-1	**Mar. 14**	**Trois-Rivières**	**0-6**
Nov. 8	**Wheeling**	**1-2**	Jan. 19	at Reading	2-3	**Mar. 15**	**Trois-Rivières**	**4-1**
Nov. 13	**Tahoe**	**4-3***	**Jan. 23**	**Adirondack**	**5-2**	Mar. 20	at Norfolk	4-9
Nov. 14	**Tahoe**	**2-0**	**Jan. 24**	**Adirondack**	**1-4**	Mar. 21	at Norfolk	4-1
Nov. 15	**Tahoe**	**1-5**	Jan. 30	at Reading	2-5	Mar. 22	at Norfolk	2-3*
Nov. 22	at Worcester	4-2	Jan. 31	at Reading	1-2	Mar. 28	at Maine	2-3
Nov. 23	at Worcester	2-3*	**Feb. 3**	**Atlanta**	**3-6**	Mar. 29	at Maine	0-6
Nov. 26	**Greenville**	**1-8**	**Feb. 5**	**Reading**	**6-2**	Apr. 2	at Allen	5-8
Nov. 28	at South Carolina	4-5*	**Feb. 6**	**Reading**	**2-5**	Apr. 3	at Allen	0-6
Nov. 29	at Jacksonville	4-1	**Feb. 7**	**Reading**	**4-3#**	Apr. 4	at Allen	0-4
Dec. 5	at Wheeling	1-3	**Feb. 13**	**Norfolk**	**3-5**	**Apr. 10**	**Worcester**	**4-5**
Dec. 6	at Wheeling	1-3	Feb. 14	at Norfolk	7-4	**Apr. 11**	**Worcester**	**1-3**
Dec. 7	at Wheeling	2-5	Feb. 15	at Norfolk	3-5	**Apr. 12**	**Worcester**	**1-8**
Dec. 13	at Greenville	1-4	Feb. 20	at Adironack	3-4	**Apr. 16**	**Norfolk**	**6-2**
Dec. 17	**Savannah**	**2-3**	Feb. 21	at Adirondack	2-4	**Apr. 17**	**Norfolk**	**0-3**
Dec. 19	**Wheeling**	**3-0**	Feb. 22	at Adirondack	2-5	**Apr. 19**	**Norfolk**	**3-6**

* - Overtime # - Shootout

Andy Kaufmann
Chief Executive Officer

Andy Kaufmann is a successful entrepreneur and businessman who has been involved in his family business since he was a child. Andy learned a great deal about business from his first real-life hero, his father, and assembled first aid kits for his business in exchange for baseball cards. In 1999, Andy graduated from Emerson College with a degree in marketing and embarked on a mission to build brands. In July 2018, Andy formed a group of Jacksonville-based investors and purchased the ECHL's Jacksonville Icemen, making them the only locally owned sports team in the city. That group has since expanded to include such sports stars as Tim Tebow (Heisman Trophy winner, former NFL player and MLB prospect) and Daniel Murphy (three-time MLB All-Star) are among other successful investors.Since then, Andy has continued to grow Zawyer Sports & Entertainment by purchasing a variety of enterprises including the ECHL's Savannah Ghost Pirates, Greensboro Gargoyles and the AHL's Charlotte Checkers. Zawyer Sports also has a management interest with the ECHL's Tahoe Knight Monsters. Zawyer Sports also owns the Gastonia Ghost Peppers Baseball Club (Atlantic League) and a pair of ice facilities, the Community First Igloo in Jacksonville and Ghost Pirates Ice in Savannah. Zawyer Sports also owns and operates The UPSHOT League, a professional women's basketball league which began play in May of 2026 with teams currently based in Charlotte, Greensboro, Savannah and Jacksonville. In addition, Zawyer Sports formed and operates 32 Degrees Marketing – a full-service agency based in Jacksonville which continues to grow as the business seeks new team and venue opportunities.

1921 West Gate City Boulevard Greensboro, NC 27403

Phone . . . . . .(336) 365-0295
Arena . . . . . .First Horizon Coliseum
Radio Station . . . . . .Mixlr
Team Colors . . . . . .Purple, Black, Silver

Email . . . . . .Casey@zawyersports.com
Capacity 22,000
Broadcaster. . . . . Casey Ditzel

Team Directory

Chief Executive Officer . . . . . .Andy Kaufmann
President . . . . . .Jonathan Forsberg
Head Coach . . . . . .Mitch Giguere
Assistant Coach . . . . . .C.J. D'Alimonte
Video Coach . . . . . .Jacob Rettger
Head Equipment Manager . . . . . .Eric Cosentino
Head Athletic Trainer . . . . . .Collin Lee
VP of Hockey Operations, Zawyer Sports . . . . . .Joe Ernst
Chief Marketing Officer . . . . . .Lauren Muni
Chief Operating Officer . . . . . .Kyle Moll
Director of Ticket Sales . . . . . .Logan Ankey
Director of Corporate Partnerships . . . . . .EJ Sutphen
Event Coordinator . . . . . .Lexi Kerry
Partnerships & Creative Services Manager . . . . . .Alexa Pinarski
Broadcasting & Communications Manager . . . . . .Casey Ditzel
Director of Merchandise . . . . . .Jennifer Simmons
Account Executives . . . . . .Joey Huttman, Isabella Carter, Caitriona Logsden, Will Sibley, ...Giana Marielli, Gia Francisco

Greenville Swamp Rabbits

NHL Affiliate: Los Angeles Kings **AHL Affiliate:** Ontario Reign

Year-by-Year Record

		Home					Away					Overall							
Season	**GP**	**W**	**L**	**T**	**OT**	**SO**	**W**	**L**	**T**	**OT**	**SO**	**W**	**L**	**T**	**OT**	**SO**	**GF**	**GA**	**PTS**
2025-26	72	13	19	4	2-2	1-2	14	16	6	4-5	1-1	27	35	10	6-7	2-3	191	224	64
2024-25	72	15	15	6	1-4	0-2	12	22	2	1-2	3-0	27	37	8	1-6	4-2	191	251	62
2023-24	72	23	11	2	4-2	0-0	21	12	3	2-2	2-1	44	23	5	6-4	2-1	224	212	93
2022-23	72	22	9	5	3-5	2-0	18	14	4	5-3	1-1	40	23	9	8-8	3-1	244	211	89
2021-22	72	19	11	6	1-5	0-1	14	18	4	3-1	1-3	33	29	10	4-6	1-4	210	209	76
2020-21	72	19	10	7	3-6	2-1	19	9	8	5-6	1-2	38	19	15	8-12	3-3	210	204	91
2019-20	64	17	11	2	0-1	0-1	12	19	3	5-3	0-0	29	30	5	5-4	0-1	210	226	63
2018-19	72	13	19	4	4-2	0-2	12	22	2	3-1	0-1	25	41	6	7-3	0-3	192	254	56
2017-18	72	11	20	5	0-4	1-1	13	20	3	3-3	1-0	24	40	8	3-7	2-1	202	284	56
2016-17	72	22	10	4	5-3	0-1	18	16	2	5-2	2-0	40	26	6	10-5	2-1	251	252	86
2015-16	72	14	14	8	1-8	1-0	15	19	2	2-1	3-1	29	33	10	3-9	4-1	205	243	68
2014-15	72	22	14	0	2-0	4-0	17	15	4	2-1	3-3	39	29	4	4-1	7-3	216	215	82
2013-14	72	22	12	2	0-1	4-1	17	15	4	0-1	1-3	39	27	6	0-2	5-4	220	208	84
2012-13	72	18	12	6	1-2	3-4	18	16	2	1-0	5-2	36	28	8	2-2	8-6	226	219	80
2011-12	72	22	10	4	3-2	1-2	19	15	2	2-0	4-2	41	25	6	5-2	5-4	232	215	88
2010-11	72	25	10	1	4-1	1-0	21	12	3	2-2	3-1	46	22	4	6-3	4-1	255	192	96
2009-10#	72	9	20	7	0-4	2-3	9	23	4	2-3	1-1	18	43	11	2-7	3-4	215	307	47
2008-09#	72	21	12	3	1-3	2-0	16	18	2	2-2	2-0	37	30	5	3-5	4-0	228	232	79
2007-08#	72	20	12	4	2-1	3-3	16	18	2	3-2	1-0	36	30	6	5-3	4-3	235	234	78
2006-07#	72	18	16	2	2-2	2-0	15	17	4	2-1	3-3	33	33	6	4-3	5-3	216	232	72
2005-06#	72	17	10	9	0-2	1-7	13	16	7	1-2	3-5	30	26	16	1-4	4-12	223	243	76
2004-05#	72	14	14	8	0-3	0-5	8	22	6	2-2	2-4	22	36	14	2-5	2-9	191	258	58
2003-04#	72	26	6	4	2-0	2-4	19	14	3	1-0	1-3	45	20	7	3-0	3-7	223	195	97
2002-03#	72	17	15	4	2-0	5-4	11	18	7	1-3	1-4	28	33	11	3-3	6-8	214	243	67
2001-02#	72	23	11	2	4-0	4-2	16	20	0	4-0	3-0	39	31	2	8-0	7-2	220	232	80
2000-01#	72	20	13	3	3-1	2-2	8	23	5	1-3	2-2	28	36	8	4-4	4-4	207	238	64
1999-00#	70	19	11	5	---	2-5	14	17	4	---	2-4	33	28	9	---	4-9	235	234	75
1998-99#	70	17	13	5	---	4-5	10	21	4	---	3-4	27	34	9	---	7-9	218	265	63
1997-98#	70	14	18	3	---	3-3	9	23	3	---	3-3	23	41	6	---	6-6	219	297	52
1996-97#	70	18	14	3	---	5-3	6	25	4	---	4-4	24	39	7	---	9-7	253	354	55
1995-96#	70	13	16	6	---	0-6	8	22	5	---	3-5	21	38	11	---	3-11	249	322	53
1994-95#	68	20	10	4	1-1	4-3	11	22	1	0-1	4-0	31	32	5	1-2	8-3	256	297	67
1993-94#	68	21	11	2	1-2	2-0	16	16	2	1-0	1-2	37	27	4	2-2	3-2	323	308	78
1992-93#	64	19	11	2	2-2	2-0	15	12	5	2-1	0-4	34	23	7	4-3	2-4	281	264	75
1991-92#	64	19	11	2	3-2	1-0	17	12	3	3-2	0-1	36	23	5	6-4	1-1	294	248	77
1990-91#	64	18	12	2	0-0	1-2	14	17	2	1-0	1-1	32	29	3	1-0	2-3	324	287	67
1989-90#	60	13	13	4	0-1	1-3	10	18	2	0-1	1-1	23	31	6	0-2	2-4	233	291	52
1988-89#	60	18	9	3	1-1	1-2	14	13	3	0-1	1-2	32	22	6	1-2	2-4	295	251	70

T - Includes Overtime and Shootout Losses (Games tied at end of regulation went directly to shootout from 1995-2000)
- Johnstown Chiefs

Year-by-Year Results

Season	**Finished**	**Result**
2026	6th, South	Out of Playoffs
2025	7th, South	Out of Playoffs
2024	1st, South	Lost Division Semifinals
2023	3rd, South	Lost Division Semifinals
2022	4th, South	Lost Division Semifinals
2021	2nd, Eastern	Lost Conference Finals
2020	3rd, South	No Playoffs due to COVID-19
2019	7th, South	Out of Playoffs
2018	7th, South	Out of Playoffs
2017	2nd, South	Lost Division Semifinals
2016	5th, South	Out of Playoffs
2015	5th, East	Out of Playoffs
2014	3rd, South	Lost Conference Finals
2013	4th, South	Lost Conference Quarterfinals
2012	2nd, South	Lost Conference Quarterfinals
2011	1st, South	Lost Conference Semifinals
2010#	4th, East	Out of Playoffs
2009#	5th, North	Out of Playoffs
2008#	4th, North	Lost Division Semifinals
2007#	5th, North	Lost Division Quarterfinals
2006#	4th, North	Lost Division Semifinals
2005#	7th, North	Out of Playoffs
2004#	4th, Northern	Lost Wild Card
2003#	5th, Northwest	Out of Playoffs
2002#	3rd, Northwest	Lost Division Finals
2001#	4th, Northwest	Lost Conference Quarterfinals
2000#	3rd, Northwest	Lost Conference Semifinals
1999#	5th, Northeast	Out of Playoffs
1998#	6th, Northeast	Out of Playoffs
1997#	8th, North	Out of Playoffs
1996#	7th, North	Out of Playoffs
1995#	5th, North	Lost First Round
1994#	4th, North	Lost First Round
1993#	4th, East	Lost First Round
1992#	3rd, West	Lost First Round
1991#	2nd, East	Lost Semifinals
1990#	7th	Out of Playoffs
1989#	2nd	Lost Riley Cup Finals

- Johnstown Chiefs

All-Time Record vs. Other Clubs

Team	**W-L-T**	**Team**	**W-L-T**	**Team**	**W-L-T**	**Team**	**W-L-T**
Adirondack	4-1-0	Greensboro	2-0-0	New Mexico	0-0-0	Tahoe	0-0-0
Allen	2-1-0	Idaho	1-1-1	Norfolk	28-22-0	Toledo	17-7-5
Atlanta	106-79-18	Indy	8-6-2	Orlando	56-49-12	Trenton	0-0-0
Bloomington	0-2-1	Jacksonville	42-40-12	Rapid City	6-2-1	Trois-Rivieres	1-0-0
Cincinnati	17-9-5	Kalamazoo	7-8-1	Reading	12-11-2	Tulsa	2-4-0
Florida	65-65-21	Kansas City	3-1-1	Savannah	23-15-5	Wheeling	23-10-5
Fort Wayne	3-2-3	Maine	1-0-0	South Carolina	88-96-19	Wichita	2-0-0
						Worcester	3-4-1

Web - SwampRabbits.com

Club Records

Players

Most Points, Season	117	Mark Green, 1991-92
Most Points, Game	7	Tom Sasso vs. Knoxville, Mar. 30, 1989, Eric Schneider vs. Greensboro, Jan. 6, 2001
Most Goals, Season	68	Mark Green, 1991-92
Most Goals, Game	4	several players; last time, Nikita Pavlychev vs Savannah, Apr. 13, 2023
Most Assists, Season	65	Tom Sasso, 1988-89
Most Assists, Game	7	Tom Sasso vs. Knoxville, Mar. 30, 1989
Most PIM, Season	365	Brock Kelly, 1988-89
Most PIM, Game	45	Mike Sgroi at Reading, Apr. 2, 2008

Goaltenders

Most Appearances	54	Frederic Deschenes, 2000-01
Most Minutes	3,157	Frederic Deschenes, 2000-01
Most Wins	29	Ryan Nie, 2007-08
Most Losses	26	Frederic Deschenes, 2000-01
Most OT/SO Losses	8	Ryan Bednard, 2020-21 Peter Aubry, 2002-03
Most Shots	1,672	Frederic Deschenes, 2000-01
Most Saves	1,515	Frederic Deschenes, 2000-01
Most Shutouts	4	Ryan Bednard, 2020-21 Cory Campbell, 2003-04
Lowest GAA	2.04	Cory Campbell, 2003-04
Best Save Percentage	.922	Dov Grumet-Morris, 2010-11

Team

Most Points	97	2003-04
Fewest Points	47	2009-10
Most Wins	46	2010-11
Fewest Wins	18	2009-10
Most Losses	43	2009-10
Fewest Losses	20	2003-04
Most Goals Scored	324	1990-91
Fewest Goals Against	192	2010-11
Most Penalty Minutes	2,481	1995-96

Longest Winning Streak

Overall	10	Dec. 12, 1993-Jan. 7, 1994
Home	9	Jan. 19, 1992-Feb. 29, 1992
Road	8	Nov. 14-Dec. 9, 2023

Longest Winless Streak

Overall	13	Feb. 3-Mar. 6,2018
Home	11	Nov. 9-Mar. 11, 2018
Road	16	Dec. 9, 1995-Feb. 7, 1996

Regular Season Game Attendance Record
10,852 vs. Florida, Nov. 12, 2025
Postseason Game Attendance Record
4,146 vs. Carolina, Apr. 12, 1989
Regular Season Attendance Record
169,355, 2024-25

Playoff Record vs. Current Teams

	Series	W	L	GP	W	L	GF	GA	Last Mtg	Rnd	Result
Cincinnati	1	0	1	6	2	4	19	20	2014	CF	L 2-4
Florida	2	0	2	9	2	7	23	33	2022	DSF	L 2-4
Indy	1	1	0	4	3	1	10	6	2021	CSF	W 3-1
Jacksonville	1	0	1	6	2	4	18	20	2023	DSF	L 2-4
Kalamazoo	1	1	0	6	4	2	14	13	2014	CQF	W 4-2
Orlando	1	0	1	6	2	4	16	19	2024	DSF	L 2-4
Reading	1	0	1	5	1	4	4	15	2013	CQF	L 1-4
South Carolina	2	0	2	10	3	7	22	36	2021	CF	L 1-3
Wheeling	2	1	1	13	7	6	43	31	2014	CSF	W 4-2

All-Time Playoff Results

Year	Round	Opponent	Result	GF	GA	OT	Year	Round	Opponent	Result	GF	GA	OT
2024	DSF	Orlando	L 2-4	16	19	0-3	2004	WC	Reading	L 0-1	1	2	0-0
2023	DSF	Jacksonville	L 2-4	18	20	0-1	2002	DF	Dayton	L 0-3	5	12	0-1
2022	DSF	Florida	L 2-4	17	21	1-2		DSF	Peoria	W 3-2	14	5	0-0
2021	CF	South Carolina	L 1-3	9	12	0-0	2001	CQF	Trenton	L 1-3	7	12	0-1
	CSF	Indy	W 3-1	10	6	0-0	2000	CSF	Peoria	L 0-3	8	13	0-1
2017	DSF	South Carolina	L 2-4	13	24	0-0		CQF	Roanoke	W 3-1	14	5	0-0
2014	CF	Cincinnati	L 2-4	19	20	1-2	1995	1st	South Carolina	L 2-3	20	25	1-0
	CSF	Wheeling	W 4-2	23	13	1-1	1994	1st	Columbus	L 1-2	7	14	0-0
	CQF	Kalamazoo	W 4-2	14	13	1-0	1993	QF	Wheeling	L 1-3	9	13	0-0
2013	CQF	Reading	L 1-4	4	15	0-0		WC	Richmond	W 1-0	5	4	1-0
2012	CQF	Florida	L 0-3	6	12	0-0	1992	2nd	Cincinnati	L 0-2	2	15	0-0
2011	CSF	Wheeling	L 3-4	22	18	1-1		1st	Erie	W 3-1	16	9	0-0
	CQF	Elmira	W 3-1	12	9	1-0	1991	SF	Hampton Roads	L 1-4	14	25	0-1
2008	DSF	Cincinnati	L 0-4	7	16	0-0		QF	Erie	W 3-2	18	18	0-0
	DQF	Dayton	W 2-0	8	1	0-0	1989	Finals	Carolina	L 3-4	33	32	0-0
2007	DQF	Trenton	L 0-2	7	11	0-0		SF	Knoxville	W 4-0	28	7	0-0
2006	DSF	Toledo	L 0-3	6	12	0-0							
	DQF	Trenton	W 2-0	6	4	0-0							

2025-26 Regular Season Statistics

PLAYER	Pos	GP	G	A	PTS	+/-	PIM	PP	PPA	SH	SHA	GW	FG	OT	UA	EN	SOG	SOA	Shots	Sh%
Keaton Mastrodonato	F	63	26	24	50	-9	24	8	5	0	0	4	2	3	1	2	0	3	230	11.3
Ryan O'Hara	F	72	15	27	42	1	40	4	2	1	1	3	1	2	2	0	0	2	151	9.9
TOTALS		67	17	23	40	4	26	8	10	0	0	3	3	0	0	0	3	6	132	12.9
GVL	F																			
Neil Shea	F	21	4	11	15	-4	12	0	4	0	1	1	2	0	0	0	0	3	47	8.5
TOTALS		52	12	26	38	-3	24	4	7	0	1	1	5	0	0	0	0	3	151	7.9
Josh Atkinson	D	55	6	29	35	-2	90	1	10	0	1	0	1	0	0	0	0	0	97	6.2
Patrick Polino	LW	69	10	24	34	-23	27	5	5	2	0	2	1	0	0	2	0	2	133	7.5
Tim Lovell	D	72	6	26	32	-11	45	1	6	0	0	0	1	0	2	0	0	0	91	6.6
Dante Sheriff	F	45	10	16	26	-5	34	1	1	0	0	2	1	0	1	1	0	0	96	10.4
Wade Murphy	F	35	8	8	16	-11	24	2	4	0	0	1	1	0	1	1	0	0	61	13.1
TOTALS		59	12	13	25	-24	55	3	6	1	0	3	2	0	2	1	0	0	103	11.7
Hudson Schandor	F	54	5	20	25	2	26	0	2	0	1	0	0	0	0	1	1	2	104	4.8
Ryan O'Reilly	F	72	12	12	24	-19	30	1	2	1	0	2	1	0	0	0	0	1	131	9.2
Cam Hausinger	F	50	13	10	23	-5	63	3	1	0	2	3	3	0	0	0	0	0	81	16.0
Parker Berge	D	66	8	15	23	-19	51	2	6	2	0	1	2	0	0	0	0	0	144	5.6
Jake Murray	D	64	2	18	20	16	8	0	1	0	0	0	1	0	0	1	0	0	107	1.9
Kenta Isogai	F	28	5	12	17	-5	4	0	7	0	0	0	1	0	0	0	1	2	62	8.1
Carter Savoie	LW	22	7	8	15	-2	16	2	1	0	1	4	0	0	0	1	0	0	63	11.1
Jack Brackett	F	69	11	2	13	-6	10	0	0	0	0	1	4	1	2	1	0	0	91	12.1
John Parker-Jones	RW	52	6	5	11	-10	91	2	0	0	0	1	1	0	0	1	0	0	82	7.3
Brent Pedersen	F	43	5	6	11	-2	8	0	0	0	0	0	0	0	0	0	0	0	62	8.1
Tim Rego	D	30	5	5	10	-8	2	0	3	1	0	0	2	0	0	0	0	0	25	20.0
Tate Singleton	F	10	4	6	10	0	11	1	1	0	0	0	2	0	0	0	0	1	34	11.8
Tristan De Jong	D	42	2	6	8	-15	29	0	0	0	0	0	1	0	1	0	0	0	50	4.0
Cole Fraser	D	29	1	6	7	-6	48	0	0	0	1	0	0	0	0	0	0	0	39	2.6
TOTALS		55	1	7	8	-24	145	0	0	0	1	0	0	0	0	0	0	0	71	1.4
Ben Poisson	F	51	5	2	7	-5	6	1	0	0	0	0	1	0	0	0	0	0	44	11.4
Caiden Gault	F	14	2	4	6	5	4	0	0	0	0	0	0	0	0	0	0	0	10	20.0
Austin Saint	F	20	2	4	6	1	7	0	2	0	0	0	1	0	0	0	0	0	29	6.9
Josh Zary	F	18	1	4	5	2	13	0	1	0	1	0	1	0	0	0	0	0	16	6.3
Jacob Modry	D	40	1	4	5	-7	20	0	0	0	0	0	0	0	0	0	0	0	41	2.4
Connor Milburn	F	13	1	2	3	1	2	0	0	0	0	0	0	0	0	0	0	0	8	12.5
TOTALS		16	1	3	4	2	2	0	0	0	0	0	0	0	0	0	0	0	15	6.7
Remy Parker	F	19	1	0	1	-4	16	0	0	0	0	0	1	0	0	0	0	0	21	4.8
TOTALS		35	3	0	3	-8	18	0	0	0	0	0	2	0	0	0	0	0	47	6.4
Michael Mastrodomenico	D	6	1	2	3	-5	2	0	0	0	0	0	1	0	0	0	0	0	7	14.3
Joe Prouty	D	10	0	3	3	0	2	0	0	0	0	0	0	0	0	0	0	0	11	0.0
Stepan Timofeyev	F	3	1	0	1	-2	0	0	0	0	0	0	0	0	0	0	0	0	7	14.3
Jake Percival	F	6	1	0	1	-1	4	0	0	0	0	0	0	0	0	0	0	0	13	7.7
Jordan Power	D	13	0	1	1	-2	11	0	0	0	0	0	0	0	0	0	0	0	13	0.0
Mattias Sholl	G	22	0	1	1	0	0	0	0	0	0	0	0	0	0	0	0	0	0	0.0
Carter McPhail	G	1	0	0	0	0	0	0	0	0	0	0	0	0	0	0	0	0	0	0.0
Bryan Moore	F	1	0	0	0	-1	4	0	0	0	0	0	0	0	0	0	0	0	1	0.0
Yaroslav Yevdokimov	F	1	0	0	0	-1	0	0	0	0	0	0	0	0	0	0	0	0	0	0.0
Lordanthony Grissom	D	3	0	0	0	0	2	0	0	0	0	0	0	0	0	0	0	0	1	0.0
Simon Latkoczy	G	4	0	0	0	0	0	0	0	0	0	0	0	0	0	0	0	0	0	0.0
Pierce Charleson	G	26	0	0	0	0	0	0	0	0	0	0	0	0	0	0	0	0	0	0.0
Isaiah Saville	G	29	0	0	0	0	0	0	0	0	0	0	0	0	0	0	0	0	0	0.0
BENCH		72	2				10												2	
TEAM TOTALS		**72**	**191**	**326**	**517**	**-167**	**802**	**34**	**66**	**7**	**9**	**25**	**34**	**6**	**10**	**11**	**3**	**19**	**2230**	**8.5**

GOALIE	GP	MINS	W	L	OTL	SL	SO	EN	GA	GAA	SOGP	SOW	SA	SVS	SV%
Carter McPhail	1	14	0	0	0	0	0	0	0	0.00	0	0	3	3	1.000
Simon Latkoczy	4	212	0	1	0	2	0	1	8	2.26	2	0	83	75	0.904
Isaiah Saville	29	1638	11	13	2	1	1	5	73	2.67	2	1	813	740	0.910
Mattias Sholl	22	1125	8	9	2	0	1	5	52	2.77	0	0	583	531	0.911
Pierce Charleson	26	1362	8	12	3	0	1	1	76	3.35	1	1	629	553	0.879
Empty Net		50							12				12		
TEAM TOTALS	**72**	**4351**	**27**	**35**	**7**	**3**	**3**	**12**	**221**	**3.01**	**5**	**2**	**2123**	**1902**	**0.896**

Chad Costello
Head Coach/General Manager

Chad Costello was named the sixth head coach in Swamp Rabbits history on June 4, 2025. Costello is in his fourth season as a head coach, and his fifth behind a bench in professional hockey. Previously, he was appointed associate coach of the Rapid City Rush on Dec. 12, 2024, leading the team to an 18-10-4 record while averaging 3.63 goals per game in that span. His efforts helped the Rush finish the season just shy of 20.0% on the power play and propelled the team to eventual ECHL franchise records with an 11-game winning streak and overall 13-game point streak from Feb. 1-March 1. Prior to joining the Rush, Costello was the head coach and general manager of the Allen Americans for a pair of seasons (2022-24), reaching the Kelly Cup Playoffs in both campaigns while compiling a 70-67-7 record. The 40-year-old turned to coaching following a 14-year playing career, the majority of which was played in the ECHL. He notched 561 points (172g-389a) in 375 games with Allen, Ontario, Colorado and Texas. While he garnered ECHL First-Team All-Star and MVP honors with Colorado in 2012, he is best known for his work with Allen, where he was the captain for three of his four seasons. Costello won three consecutive ECHL scoring titles, each with 100-plus-point seasons from 2015-17, back-to-back Kelly Cup Championships in 2015 and 2016, June M. Kelly Playoff MVP honors for the latter, back-to-back ECHL MVP recognitions in 2016 and 2017, and four ECHL All-Star Team Selections.

Coaching Record

		Regular Season				Playoffs		
Season	**Team**	**Games**	**W**	**L**	**T**	**Games**	**W**	**L**
2022-23	**Allen Americans (ECHL)**	**72**	**37**	**32**	**3**	**11**	**5**	**6**
2023-24	**Allen Americans (ECHL)**	**72**	**33**	**35**	**4**	**5**	**1**	**4**
2025-26	**Greenville Swamp Rabbits (ECHL)**	**72**	**27**	**35**	**10**	**--**	**--**	**--**
	ECHL Totals	**216**	**97**	**102**	**17**	**16**	**6**	**10**

Coaching History

Year	Coach	STD	W	L	T	PTS	Playoffs
2025-26	Chad Costello	6-S	27	35	10	64	Out of Playoffs
2024-25	Kyle Mountain	7-S	27	37	8	62	Out of Playoffs
2023-24	Andrew Lord	1-S	44	23	5	93	Lost Division Semifinals
2022-23	Andrew Lord	3-S	40	23	9	89	Lost Division Semifinals
2021-22	Andrew Lord	4-S	33	29	10	76	Lost Division Semifinals
2020-21	Andrew Lord	2-E	38	19	15	91	Lost Conference Finals
2019-20	Kevin Kerr	3-S	29	30	5	63	No Playoffs due to COVID-19
2018-19	Kevin Kerr	7-S	25	41	6	56	Out of Playoffs
2017-18	Brian Gratz	7-S	24	40	7	56	Out of Playoffs
2016-17	Brian Gratz	2-S	40	26	6	86	Lost Division Semifinals
2015-16	Brian Gratz	5-S	29	33	10	68	Out of Playoffs
2014-15	Dean Stork	5-E	39	29	4	82	Out of Playoffs
2013-14	Dean Stork	3-S	39	27	6	84	Lost Conference Finals
2012-13	Dean Stork	4-S	36	28	8	80	Lost Conference Quarterfinals
2011-12	Dean Stork	2-S	41	25	6	88	Lost Conference Quarterfinals
2010-11	Dean Stork	1-S	46	22	4	96	Lost Conference Semifinals
2009-10*	Jeff Flanagan	4-N	9	19	7	25	Out of Playoffs
	Neil Smith		9	24	4	22	
2008-09*	Ian Herbers	5-N	37	30	5	79	Out of Playoffs
2007-08*	Ian Herbers	4-N	36	30	6	78	Lost Division Semifinals
2006-07*	Frank Anzalone	5-N	33	33	6	72	Lost Division Quarterfinals
2005-06*	Frank Anzalone	4-N	30	26	16	76	Lost Division Semifinals
2004-05*	Toby O'Brien	7-N	22	36	14	58	Out of Playoffs
2003-04*	Toby O'Brien	4-N	45	20	7	97	Lost Wild Card
2002-03*	Toby O'Brien	5-NW	28	33	11	67	Out of Playoffs
2001-02*	Scott Allen	3-NW	39	31	2	80	Lost Division Finals
2000-01*	Scott Allen	5-NW	28	36	8	64	Lost Conference Quarterfinals
1999-00*	Scott Allen	3 NE	33	28	9	75	Lost Conference Semifinals
1998-99*	Scott Allen	5-NE	27	34	9	63	Out of Playoffs
1997-98*	Nick Fotiu	6-NE	6	20	4	16	Out of Playoffs
	Scott Allen		17	21	2	36	
1996-97*	Nick Fotiu	8-N	24	39	7	55	Out of Playoffs
1995-96*	Nick Fotiu	7-N	21	38	11	53	Out of Playoffs
1994-95*	Eddie Johnstone	5-N	31	32	5	67	Lost First Round
1993-94*	Eddie Johnstone	4-N	37	27	4	78	Lost First Round
1992-93*	Eddie Johnstone	4-E	34	23	7	75	Lost First Round
1991-92*	Steve Carlson	3-W	36	23	5	77	Lost First Round
1990-91*	Steve Carlson	2-E	32	29	3	67	Lost Semifinals
1989-90*	Steve Carlson	7	23	31	6	52	Out of Playoffs
1988-89*	Steve Carlson	2	32	22	6	70	Lost Riley Cup Finals

* Johnstown Chiefs, 1988-2010

2026-27 Schedule

Fri.	**Oct. 16**	**Atlanta**	Sat.	Dec. 19	at Atlanta	**Sat.**	**Feb. 13**	**Florida**
Sat.	Oct. 17	at South Carolina	Sun.	Dec. 20	at Atlanta	Fri.	Feb. 19	at Trenton
Fri.	**Oct. 23**	**Jacksonville**	**Sun.**	**Dec. 27**	**South Carolina**	Sat.	Feb. 20	at Trenton
Sat.	Oct. 24	at Greensboro	Tue.	Dec. 29	at Atlanta	Sun.	Feb. 21	at Trenton
Sun.	Oct. 25	at Greensboro	**Thu.**	**Dec. 31**	**Atlanta**	Fri.	Feb. 26	at Indy
Fri.	**Oct. 30**	**Florida**	**Sat.**	**Jan. 2**	**Jacksonville**	Sat.	Feb. 27	at Indy
Sat.	**Oct. 31**	**Florida**	**Sun.**	**Jan. 3**	**Jacksonville**	Sun.	Feb. 28	at Toledo
Sun.	Nov. 1	at Savannah	Wed.	Jan. 6	at Florida	Fri.	Mar. 5	at Florida
Fri.	Nov. 6	at Savannah	Fri.	Jan. 8	at Florida	Sat.	Mar. 6	at Florida
Sat.	**Nov. 7**	**Atlanta**	Sat.	Jan. 9	at Florida	**Fri.**	**Mar. 12**	**South Carolina**
Tue.	**Nov. 10**	**Orlando**	**Fri.**	**Jan. 15**	**Orlando**	**Sat.**	**Mar. 13**	**Savannah**
Thu.	**Nov. 12**	**Atlanta**	**Sat.**	**Jan. 16**	**Orlando**	Sun.	Mar. 14	at Savannah
Fri.	Nov. 13	at Jacksonville	**Sun.**	**Jan. 17**	**Orlando**	Wed.	Mar. 17	at Atlanta
Sat.	**Nov. 21**	**Greensboro**	Fri.	Jan. 22	at Norfolk	Fri.	Mar. 19	at South Carolina
Sun.	**Nov. 22**	**Greensboro**	Sat.	Jan. 23	at Norfolk	Sat.	Mar. 20	at Jacksonville
Wed.	Nov. 25	at Jacksonville	Sun.	Jan. 24	at Norfolk	**Wed.**	**Mar. 24**	**Kansas City**
Fri.	Nov. 27	at Orlando	**Fri.**	**Jan. 29**	**Savannah**	**Fri.**	**Mar. 26**	**Kansas City**
Sun.	Nov. 29	at Orlando	Sat.	Jan. 30	at South Carolina	**Sat.**	**Mar. 27**	**Kansas City**
Fri.	**Dec. 4**	**Savannah**	**Sun.**	**Jan 31**	**South Carolina**	**Wed.**	**Mar. 31**	**Jacksonville**
Sun.	Dec. 6	at Savannah	Fri.	Feb. 5	at Jacksonville	Sat.	Apr. 3	at Atlana
Wed.	**Dec. 9**	**South Carolina**	**Sat.**	**Feb. 6**	**Jacksonville**	**Sun.**	**Apr. 4**	**South Carolina**
Sat.	**Dec. 12**	**Savannah**	**Sun.**	**Feb. 7**	**Greensboro**	**Fri.**	**Apr. 9**	**Indy**
Sun.	Dec. 13	at South Carolina	**Thu.**	**Feb. 11**	**Florida**	**Sat.**	**Apr. 10**	**Indy**
Fri.	Dec. 18	at Atlanta	**Fri.**	**Feb. 12**	**Florida**	**Sun.**	**Apr. 11**	**Indy**

2025-26 Results

Oct. 17	**Utah**	**1-3**	Dec. 21	at Atlanta	1-3	**Feb. 22**	**Tulsa**	**2-5**
Oct. 18	at Savannah	5-4#	**Dec. 31**	**South Carolina**	**3-5**	Feb. 27	at Reading	1-4
Oct. 19	**South Carolina**	**3-4**	**Jan. 2**	**Atlanta**	**4-7**	Feb. 28	at Reading	6-5*
Oct. 24	**Jacksonville**	**2-4**	Jan. 3	at Jacksonville	4-3*	Mar. 4	at Florida	0-3
Oct. 25	**South Carolina**	**1-2**	Jan. 5	at Orlando	5-1	Mar. 6	at Florida	0-4
Oct. 31	**Orlando**	**3-2**	**Jan. 10**	**South Carolina**	**1-2**	Mar. 10	at Orlando	1-3
Nov. 1	**South Carolina**	**4-0**	Jan. 13	at Savannah	1-4	Mar. 13	at Jacksonville	1-2*
Nov. 5	at Atlanta	3-1	**Jan. 17**	**Atlanta**	**2-1**	Mar. 14	at Orlando	5-3
Nov. 8	**Orlando**	**3-2**	Jan. 18	at Atlanta	1-3	Mar. 15	at Orlando	1-3
Nov. 12	**Florida**	**0-5**	Jan. 19	at Atlanta	1-2	Mar. 20	at Savannah	3-4*
Nov. 14	**Florida**	**2-3**	**Jan. 23**	**Florida**	**4-3**	Mar. 21	at Savannah	3-0
Nov. 15	**Florida**	**2-1**	Jan. 28	at Utah	3-1	Mar. 22	at Jacksonville	1-2
Nov. 21	**Jacksonville**	**3-1**	Jan. 30	at Utah	3-2*	**Mar. 29**	**Jacksonville**	**2-3**
Nov. 22	at Atlanta	2-4	Jan. 31	at Utah	6-3	**Mar. 31**	**Savannah**	**0-1**
Nov. 26	at Greeensboro	8-1	Feb. 4	at Idaho	2-3#	**Apr. 2**	**Atlanta**	**4-0**
Nov. 29	at Atlanta	2-3*	Feb. 6	at Idaho	5-4*	Apr. 3	at Atlanta	3-2
Nov. 30	at Atlanta	1-2*	Feb. 7	at Idaho	2-4	Apr. 4	at South Carolina	3-5
Dec. 5	**Orlando**	**2-5**	**Feb. 11**	**Atlanta**	**2-3**	**Apr. 8**	**Savannah**	**3-4**
Dec. 6	at South Carolina	5-2	**Feb. 13**	**South Carolina**	**2-4**	**Apr. 9**	**Bloomington**	**5-8**
Dec. 7	at South Carolina	1-5	Feb. 14	at South Carolina	5-7	**Apr. 11**	**Bloomington**	**2-3#**
Dec. 12	at South Carolina	3-4*	**Feb. 15**	**Savannah**	**3-4***	**Apr. 12**	**Bloomington**	**0-4**
Dec. 13	**Greensboro**	**4-1**	Feb. 18	at South Carolina	2-5	**Apr. 17**	**Jacksonville**	**5-4#**
Dec. 17	**Cincinnati**	**4-3***	**Feb. 19**	**Tulsa**	**3-2***	**Apr. 18**	**Jacksonville**	**3-4#**
Dec. 20	**Atlanta**	**1-2***	**Feb. 21**	**Tulsa**	**4-3**	**Apr. 19**	**Atlanta**	**3-5**

* - Overtime # - Shootout

Tim Vieira
President

Tim Vieira was named the President of the Greenville Swamp Rabbits on Aug. 1, 2023. As President, Vieira oversees the day-to-day operations of the organization. He joined the Swamp Rabbits prior to the start of the 2020-21 campaign as Vice President, followed by a promotion to Executive Vice President and then his current role. A Binghamton, New York native, Vieira's sports experience stems across multiple leagues and sports, including the ECHL, American Hockey League, National Football League, and Minor League Baseball. In hockey, he has previously held positions with the Kansas City Mavericks and Iowa Wild. Before beginning his career, Vieira graduated from Temple University in 2013 with a Bachelor of Science in Sport and Recreation Management.

650 N. Academy Street, Greenville, SC 29601

Office . . . . . .(864) 674-7825
Arena . . . . . .Bon Secours Wellness Arena
Radio Station . . . . .Mixlr.com/swamp-rabbits
Team Colors . . . . . .Orange, Blue
Email . . . . . .info@swamprabbits.com
Capacity 5,529
Broadcaster . . . . . .Mark Binetti

Team Directory

President, Spire Holdings . . . . . .Todd Mackin
President . . . . . .Tim Vieira
Executive Vice President . . . . . .Andrew Depuy
Senior Director, Communications & Team Services/Broadcaster . . . . . .Mark Binetti
Senior Director, Ticketing & Business Operations . . . . . .Brett Sullivan
Senior Director, Corporate Partnerships . . . . . .James Roehl
Senior Director, Fan Experience/In-Arena Host . . . . . .Rob Brown
Director, Sales . . . . . .Hunter Roush
Director, Partnership Activation . . . . . .Justin Kelleher
Manager, Community Group Sales . . . . . .Tanner Babeo
Manager, New Business . . . . . .Anthony Romano
Manager, Game Entertainment & Content . . . . . .Justin Binnicker
Manager, Mascot Programs . . . . . .Jordan Bunce
Manager, Merchandise . . . . . .Vinny Ward
Account Executive . . . . . .Jack Dolan
Head Coach/General Manager . . . . . .Chad Costello
Assistant Coach . . . . . .Peter Dirkos
Video Coach/Hockey Administraton . . . . . .River Pease
Head Equipment Manager . . . . . .Tony Deynzer
Head Athletic Trainer . . . . . .Jocelyn Stillwell, MSAT, LAT, ATC

Idaho Steelheads

NHL Affiliate: Dallas Stars

AHL Affiliate: Texas Stars

Year-by-Year Record

		Home					Away					Overall							
Season	**GP**	**W**	**L**	**T**	**OT**	**SO**	**W**	**L**	**T**	**OT**	**SO**	**W**	**L**	**T**	**OT**	**SO**	**GF**	**GA**	**PTS**
2025-26	72	22	11	3	2-3	4-0	20	12	4	5-3	2-1	42	23	7	7-6	6-1	251	219	91
2024-25	72	16	14	6	4-5	0-1	21	11	4	4-4	2-0	37	25	10	8-9	2-1	251	231	84
2023-24	72	24	9	3	5-2	0-1	24	11	1	4-0	0-1	48	20	4	9-2	0-2	303	242	100
2022-23	72	32	4	0	2-0	0-0	26	7	3	3-1	1-2	58	11	3	5-1	1-2	290	153	119
2021-22	72	25	10	1	4-1	1-0	11	23	4	1-1	1-1	36	33	3	5-2	2-1	216	191	75
2019-20	61	21	11	1	7-1	3-0	15	7	6	2-2	1-4	36	18	7	9-3	4-4	168	155	79
2018-19	72	23	9	4	6-3	2-1	18	16	2	2-1	1-1	41	25	6	8-4	3-2	241	203	88
2017-18	72	23	9	4	2-3	3-1	21	11	4	0-2	4-2	44	20	8	2-5	7-3	244	188	96
2016-17	72	22	11	3	1-3	3-0	21	11	4	1-2	3-2	43	22	7	2-5	6-2	234	206	93
2015-16	72	19	11	6	1-3	0-3	19	13	4	3-4	3-0	38	24	10	4-7	3-3	203	187	86
2014-15	72	25	8	3	3-1	3-2	23	10	3	2-1	2-2	48	18	6	5-2	5-4	258	187	102
2013-14	72	21	11	4	3-1	3-3	18	15	3	1-2	3-1	39	26	7	4-3	6-4	223	212	85
2012-13	72	24	8	4	1-0	2-4	21	12	3	3-1	1-2	45	20	7	4-1	3-6	262	198	97
2011-12	72	15	18	3	3-0	4-3	16	14	6	0-2	5-4	31	32	9	3-2	9-7	194	236	71
2010-11	72	17	12	7	2-1	2-6	15	15	6	0-3	3-3	32	27	13	2-4	5-9	225	217	77
2009-10	72	25	9	2	1-0	2-2	23	8	5	2-2	3-3	48	17	7	3-2	5-5	260	191	103
2008-09	72	24	11	1	3-0	3-1	20	13	3	3-2	3-1	44	24	4	6-2	6-2	224	186	92
2007-08	72	23	6	7	1-4	1-3	17	16	3	0-1	3-2	40	22	10	1-5	4-5	224	183	90
2006-07	72	20	12	4	1-1	3-3	22	12	2	4-1	3-1	42	24	6	5-2	6-4	240	208	90
2005-06	72	20	11	5	0-2	1-3	23	10	3	1-2	3-1	43	21	8	1-4	4-4	268	221	94
2004-05	72	22	11	3	2-1	1-2	20	12	4	1-1	3-3	42	23	7	3-2	4-5	223	183	91
2003-04	72	23	10	3	3-0	3-3	17	13	6	0-2	1-5	40	23	9	3-2	4-8	219	208	89

T - Includes Overtime and Shootout Losses

Year-by-Year Results

Season	**Finished**	**Result**	**Season**	**Finished**	**Result**
2026	3rd, Mountain	Lost Division Semifinals	2014	3rd, Mountain	Lost Conference Semifinals
2025	5th, Mountain	Out of Playoffs	2013	2nd, Mountain	Lost Conference Finals
2024	2nd, Mountain	Lost Division Finals	2012	4th, Mountain	Lost Conference Semifinals
2023	1st, Mountain	Lost Kelly Cup Finals	2011	2nd, Mountain	Lost Conference Semifinals
2022	5th, Mountain	Out of Playoffs	2010	1st, West	Lost Kelly Cup Finals
2020	2nd, Mountain	No Playoffs due to COVID-19	2009	2nd, West	Lost Division Semifinals
2019	2nd, Mountain	Lost Division Finals	2008	2nd, West	Lost Conference Quarterfinals
2018	2nd, Mountain	Lost Division Finals	2007	2nd, West	Won Kelly Cup
2017	3rd, Mountain	Lost Division Semifinals	2006	3rd, West	Lost Division Semifinals
2016	2nd, West	Lost Conference Quarterfinals	2005	3rd, West	Lost Division Semifinals
2015	1st, Pacific	Lost Division Semifinals	2004	3rd, Pacific	Won Kelly Cup

All-Time Record vs. Other Clubs

Team	**W-L-T**	**Team**	**W-L-T**	**Team**	**W-L-T**	**Team**	**W-L-T**
Adirondack	4-2-0	Greensboro	2-1-0	New Mexico	0-0-0	Tahoe	9-12-0
Allen	48-19-6	Greenville	2-0-1	Norfolk	7-3-1	Toledo	7-6-0
Atlanta	5-5-1	Indy	1-0-0	Orlando	7-4-0	Trenton	0-0-0
Bloomington	0-0-0	Jacksonville	3-0-0	Rapid City	81-34-11	Trois-Rivieres	5-3-1
Cincinnati	3-1-1	Kalamazoo	1-3-1	Reading	4-5-0	Tulsa	40-22-7
Florida	7-9-1	Kansas City	29-16-5	Savannah	2-1-0	Wheeling	6-3-0
Fort Wayne	4-1-0	Maine	3-0-0	South Carolina	10-3-1	Wichita	25-12-8
						Worcester	4-2-0

Web - IdahoSteelheads.com **Twitter - @Steelheads**

Club Records

Players

Most Points, Season	92	Mark Derlago, 2009-10
Most Points, Game	7	Marty Flichel vs. Bakersfield, Mar. 1, 2008
Most Goals, Season	45	Mark Derlago, 2010-11
Most Goals, Game	5	Ryan Dmowski vs. Utah, Mar. 19, 2022
Most Assists, Season	54	Matt Register, 2023-24
Most Assists, Game	6	Marty Flichel vs. Bakersfield, Mar. 1, 2008
Most PIM, Season	316	Lance Galbraith, 2003-04
Most PIM, Game	41	Mitch Moroz vs. Utah, Dec. 8, 2018

Goaltenders

Most Appearances	59	Steve Silverthorn, 2006-07
Most Minutes	3,434	Steve Silverthorn, 2006-07
Most Wins	36	Steve Silverthorn, 2006-07
Most Losses	24	Jerry Kuhn, 2011-12
Most OT/SO Losses	9	Jerry Kuhn, 2011-12
Most Shots	2,104	Jerry Kuhn, 2011-12
Most Saves	1,942	Jerry Kuhn, 2011-12
Most Shutouts	5	Ben Kraws, 2024-25
		Adam Scheel, 2022-23
		Tomas Sholl, 2019-20
		Josh Robinson, 2012-13
		Steve Silverthorn, 2006-07
Lowest GAA	1.97	Adam Scheel 2022-23
Best Save Percentage	.933	Landon Bow, 2016-17

Team

Most Points	119	2022-23
Fewest Points	71	2011-12
Most Wins	58	2022-23
Fewest Wins	31	2011-12
Most Losses	33	2021-22
Fewest Losses	11	2022-23
Most Goals Scored	303	2023-24
Fewest Goals Against	153	2022-23
Most Penalty Minutes	1,725	2003-04

Longest Winning Streak

Overall	12	Dec. 9, 2022-Jan. 4, 2023
Home	16	Jan. 14-Mar. 29, 2023
Road	10	Nov. 17, 2022-Jan. 4, 2023

Longest Winless Streak

Overall	10	Feb. 14-March 3, 2012
Home	6	Oct. 17-Dec. 2, 2015
Road	7	Oct. 26-Nov. 30, 2007
		Oct. 20-Nov. 10, 2011

Regular Season Game Attendance Record
5,631 vs. Alaska, Jan. 19, 2008
Postseason Game Attendance Record
5,771 vs. Florida, May 21, 2004
Regular Season Attendance Record
188,860, 2024-25

Playoff Record vs. Current Teams

	Series	W	L	GP	W	L	GF	GA	Last Mtg	Rnd	Result
Allen	5	3	2	29	16	13	106	85	2026	DSF	L 1-4
Atlanta	1	1	0	4	3	1	14	9	2004	CF	W 3-1
Cincinnati	1	0	1	5	1	4	9	12	2010	Finals	L 1-4
Florida	2	1	1	9	4	5	27	23	2023	Finals	L 0-4
Kansas City	1	0	1	5	1	4	16	22	2024	DF	L 1-4
Toledo	1	1	0	5	4	1	19	9	2023	CF	W 4-1
Tulsa	1	0	1	6	2	4	10	13	2019	DF	L 2-4
Utah	4	3	1	21	14	7	65	61	2023	DSF	W 4-2

All-Time Playoff Results

Year	Round	Opponent	Result	GF	GA	OT
2026	DSF	Idaho	L 1-4	14	20	0-1
2024	DF	Kansas City	L 1-4	16	22	0-1
	DSF	Allen	W 4-1	22	14	1-0
2023	Finals	Florida	L 0-4	8	13	0-1
	CF	Toledo	W 4-1	19	9	0-0
	DF	Allen	W 4-1	28	16	0-0
	DSF	Utah	W 4-2	17	17	4-0
2019	DF	Tulsa	L 2-4	10	13	0-0
	DSF	Utah	W 4-1	14	16	4-0
2018	DF	Colorado	L 0-4	4	11	0-2
	DSF	Allen	W 4-3	23	19	0-0
2017	DSF	Colorado	L 1-4	15	20	0-2
2016	CQF	Allen	L 3-4	19	16	0-1
2015	DSF	Utah	L 2-4	13	21	2-0
2014	CSF	Alaska	L 1-4	10	17	1-0
	CQF	Colorado	W 4-2	13	14	1-0
2013	CF	Stockton	L 1-4	9	13	1-1
	CSF	Ontario	W 4-2	17	13	2-0
	CQF	Colorado	W 4-2	22	20	2-1
2012	CSF	Las Vegas	L 1-4	9	15	0-2
	CQF	Ontario	W 3-2	18	12	0-1
2011	CSF	Alaska	L 0-4	2	11	0-0
	CQF	Las Vegas	W 3-2	10	10	1-1
2010	Finals	Cincinnati	L 1-4	9	12	1-0
	CF	Stockton	W 4-2	23	21	0-1
	CSF	Utah	W 4-0	21	7	0-0
2009	DSF	Victoria	L 0-4	4	16	0-1
2008	CQF	Alaska	L 0-4	8	15	0-1
2007	Finals	Dayton	W 4-1	16	8	1-0
	CF	Alaska	W 4-1	16	11	1-0
	CSF	Las Vegas	W 4-2	14	12	0-0
	CQF	Stockton	W 4-2	18	11	2-0
2006	DSF	Las Vegas	L 3-4	17	26	1-1
2005	DSF	Long Beach	L 1-3	9	16	0-0
2004	Finals	Florida	W 4-1	19	10	1-1
	CF	Gwinnett	W 3-1	14	9	0-0
	DF	Alaska	W 3-1	14	8	0-1
	DSF	Las Vegas	W 3-2	13	10	1-0

2025-26 Regular Season Statistics

PLAYER	Pos	GP	G	A	PTS	+/-	PIM	PP	PPA	SH	SHA	GW	FG	OT	UA	EN	SOG	SOA	Shots	Sh%
Brendan Hoffmann	F	44	32	19	51	10	39	7	5	2	0	8	6	2	3	3	0	2	158	20.3
Kaleb Pearson	F	56	28	19	47	-6	97	7	9	1	0	3	4	2	4	3	2	4	198	14.1
Liam Malmquist	F	72	26	21	47	-10	2	6	11	0	0	2	7	0	3	1	2	5	224	11.6
Jack Adams	F	14	2	8	10	-1	4	0	5	0	0	0	0	0	0	0	0	1	27	7.4
TOTALS		61	13	32	45	-19	38	7	13	0	0	0	4	0	0	0	0	2	91	14.3
Francesco Arcuri	F	60	22	21	43	-1	52	7	6	0	0	7	3	2	0	1	2	3	162	13.6
Ty Pelton-Byce	F	59	13	28	41	4	42	6	11	1	0	3	2	0	0	0	2	6	130	10.0
Jade Miller	F	72	17	17	34	12	62	1	1	2	1	3	1	1	1	1	0	0	100	17.0
Chris Dodero	F	52	6	21	27	11	43	1	3	0	1	1	1	0	0	0	1	1	92	6.5
Charlie Dodero	D	47	5	22	27	4	63	1	8	0	0	2	0	0	1	1	0	0	102	4.9
Robbie Holmes	F	55	10	14	24	-1	70	4	2	0	0	2	1	0	0	0	1	1	99	10.1
Nick Portz	F	54	11	12	23	4	22	1	0	0	0	0	0	0	2	1	0	2	68	16.2
Mitch Wahl	F	39	13	9	22	4	69	2	3	0	0	1	2	0	0	0	1	2	87	14.9
Angus MacDonell	F	43	8	14	22	10	22	1	0	0	0	0	2	0	0	0	0	1	66	12.1
Nick Canade	F	61	8	14	22	0	59	0	1	0	0	1	1	0	0	1	1	2	86	9.3
Connor Punnett	D	46	4	18	22	27	99	0	1	0	2	1	1	0	0	1	0	0	99	4.0
Aidan Hreschuk	D	61	2	19	21	8	18	1	5	0	0	0	0	0	0	0	0	0	71	2.8
Samuel Jardine	D	68	1	20	21	23	80	0	4	0	0	1	0	0	0	0	0	0	58	1.7
Mason Nevers	F	51	7	12	19	2	6	2	0	1	0	0	1	0	0	0	0	1	71	9.9
Jaden Shields	D	33	4	13	17	9	14	0	3	0	0	0	1	0	0	0	0	1	66	6.1
Jake Boltmann	D	54	1	16	17	5	40	1	4	0	0	0	0	0	0	0	0	0	86	1.2
Jeff Baum	D	55	1	16	17	-7	8	0	8	0	0	0	1	0	0	0	0	0	77	1.3
Jordan Steinmetz	F	57	6	9	15	6	29	0	1	0	0	0	1	0	1	0	0	0	57	10.5
Tommy Bergsland	D	23	2	13	15	15	4	0	5	0	0	1	0	0	0	0	0	0	71	2.8
Grant Silianoff	F	43	7	5	12	11	10	0	0	1	1	0	2	0	1	0	0	1	65	10.8
Matt Anderson	D	22	1	10	11	-1	12	1	3	0	0	0	0	0	0	0	0	0	58	1.7
Morgan Winters	F	8	4	2	6	-1	4	1	0	0	0	0	0	0	1	0	0	1	18	22.2
Jason Horvath	D	21	0	5	5	1	69	0	0	0	0	0	0	0	0	0	0	0	22	0.0
TOTALS		26	0	5	5	-1	88	0	0	0	0	0	0	0	0	0	0	0	27	0.0
Ayrton Martino	F	3	2	2	4	-1	0	0	0	0	0	0	0	0	0	1	0	0	5	40.0
Nick Young	D	11	2	1	3	1	12	0	0	0	0	0	0	0	1	0	0	0	24	8.3
Jake Barczewski	G	24	0	3	3	0	0	0	0	0	0	0	0	0	0	0	0	0	1	0.0
TOTALS		25	0	3	3	0	0	0	0	0	0	0	0	0	0	0	0	0	1	0.0
Adam Ingram	F	6	0	2	2	-3	0	0	0	0	0	0	0	0	0	0	0	0	11	0.0
Nolan Maier	G	7	0	1	1	0	0	0	1	0	0	0	0	0	0	0	0	0	0	0.0
Max Thiessen	D	1	0	0	0	-1	0	0	0	0	0	0	0	0	0	0	0	0	0	0.0
Trevor Zins	D	1	0	0	0	-1	2	0	0	0	0	0	0	0	0	0	0	0	1	0.0
Beni Halasz	G	2	0	0	0	0	0	0	0	0	0	0	0	0	0	0	0	0	0	0.0
Arno Tiefensee	G	11	0	0	0	0	0	0	0	0	0	0	0	0	0	0	0	0	0	0.0
Ben Kraws	G	31	0	0	0	0	0	0	0	0	0	0	0	0	0	0	0	0	0	0.0
BENCH		72	6				8												6	
TEAM TOTALS		**72**	**251**	**406**	**657**	**133**	**1061**	**50**	**100**	**8**	**5**	**36**	**37**	**7**	**18**	**14**	**12**	**34**	**2466**	**10.0**

GOALIE	GP	MINS	W	L	OTL	SL	SO	EN	GA	GAA	SOGP	SOW	SA	SVS	SV%
Arno Tiefensee	11	672	7	1	2	1	0	1	26	2.32	1	0	353	327	0.926
Jake Barczewski	24	1381	15	6	2	0	2	3	56	2.43	2	2	719	663	0.922
TOTALS	25	1440	15	7	2	0	2	4	61	2.54	2	2	752	691	0.919
Ben Kraws	31	1800	16	12	2	0	0	4	91	3.03	4	4	985	894	0.908
Nolan Maier	7	417	4	3	0	0	0	1	27	3.89	0	0	219	192	0.877
Beni Halasz	2	93	0	1	0	0	0	0	9	5.83	0	0	43	34	0.791
Empty Net		37							9				9		
TEAM TOTALS	**72**	**4363**	**42**	**23**	**6**	**1**	**2**	**9**	**218**	**2.97**	**7**	**6**	**2328**	**2110**	**0.906**

2026 Kelly Cup Playoffs Statistics

PLAYER	Pos	GP	G	A	PTS	+/-	PIM	PP	PPA	SH	SHA	GW	FG	OT	UA	EN	Shots	Sh%
Ty Pelton-Byce	F	5	4	2	6	-3	2	4	1	0	0	0	0	0	0	0	17	23.5
Brendan Hoffmann	F	3	2	4	6	1	2	0	2	0	0	1	0	0	0	0	10	20.0
Kaleb Pearson	F	5	2	3	5	-3	8	0	3	0	0	0	2	0	0	0	27	7.4
Jade Miller	F	5	3	1	4	-1	0	0	0	0	0	0	1	0	0	0	4	75.0
Jack Adams	F	5	1	3	4	-4	0	1	2	0	0	0	0	0	0	0	10	10.0
Connor Punnett	D	5	0	3	3	-1	8	0	0	0	0	0	0	0	0	0	9	0.0
Nick Canade	F	5	1	1	2	-1	16	0	0	0	0	0	0	0	0	0	8	12.5
Robbie Holmes	F	3	0	2	2	0	2	0	0	0	0	0	0	0	0	0	3	0.0
Samuel Jardine	D	5	0	2	2	1	12	0	1	0	0	0	0	0	0	0	6	0.0
Nick Portz	F	5	1	0	1	0	2	0	0	0	0	0	0	0	0	0	7	14.3
Tommy Bergsland	D	5	0	1	1	-6	4	0	1	0	0	0	0	0	0	0	11	0.0
Aidan Hreschuk	D	5	0	1	1	-1	4	0	0	0	0	0	0	0	0	0	5	0.0
Grant Silianoff	F	5	0	1	1	-2	4	0	0	0	0	0	0	0	0	0	4	0.0
Mitch Wahl	F	5	0	1	1	0	2	0	0	0	0	0	0	0	0	0	11	0.0
Jeff Baum	D	2	0	0	0	0	0	0	0	0	0	0	0	0	0	0	0	0.0
Liam Malmquist	F	2	0	0	0	-3	0	0	0	0	0	0	0	0	0	0	4	0.0
Morgan Winters	F	2	0	0	0	-4	0	0	0	0	0	0	0	0	0	0	1	0.0
Jake Boltmann	D	3	0	0	0	1	0	0	0	0	0	0	0	0	0	0	4	0.0
Jake Barczewski	G	5	0	0	0	0	0	0	0	0	0	0	0	0	0	0	0	0.0
Charlie Dodero	D	5	0	0	0	-2	6	0	0	0	0	0	0	0	0	0	8	0.0
Mason Nevers	F	5	0	0	0	-1	2	0	0	0	0	0	0	0	0	0	2	0.0
Jordan Steinmetz	F	5	0	0	0	0	4	0	0	0	0	0	0	0	0	0	2	0.0
BENCH		5	0				0										0	
TEAM TOTALS		**5**	**14**	**25**	**39**	**-29**	**78**	**5**	**10**	**0**	**0**	**1**	**3**	**0**	**0**	**0**	**153**	**9.2**

GOALIE	GP	MINS	W	L	SO	EN	GA	GAA	SA	SVS	SV%
Jake Barczewski	5	300	1	4	0	4	16	3.20	156	140	0.897
Empty Net		4					4		4		
TEAM TOTALS	**5**	**300**	**1**	**4**	**0**	**4**	**20**	**3.95**	**160**	**140**	**0.875**

Everett Sheen
Head Coach/Director of Hockey Operations

Everett Sheen enters his seventh season as Idaho's head coach during the 2025-26 season after spending the previous three seasons as the club's assistant coach. Sheen, 39, led the Steelheads to ECHL records in 2022-23 for home wins (32), wins (58) and points (119) as Idaho captured the Brabham Cup for the second time in team history and advanced to the Kelly Cup Finals for the first time since 2010. During his three seasons as assistant coach, the Lethbridge, Alberta native led the defense and penalty kill units, and in 2018-19, the team ranked in the top-10 in penalty kill percentage and shots allowed per game while also sitting in the top-five for goals against per game. In all three seasons, he aided the Steelheads into playoff appearances, helping to extend the organization's playoff streak to 22-straight seasons since the inaugural 1997-98 season. Prior to coaching, Sheen played professional hockey for five seasons with time spent in the ECHL in all five years. He played 319 career ECHL games with the Reading Royals, Ontario Reign and Colorado Eagles, scoring 137 points (48g-89a), including 35 points (13g-22a) during his final season in 2015-16. He also spent time with the AHL's Providence Bruins during the 2011-12 season. Sheen played four seasons of college hockey at College of the Holy Cross, serving as captain in his junior and senior seasons. He lives in Meridian, Idaho with his wife, Kayla, and their sons, Parker and Brooks.

Coaching Record		**Regular Season**				**Playoffs**		
Season	**Team**	**Games**	**W**	**L**	**T**	**Games**	**W**	**L**
2019-20	**Idaho Steelheads (ECHL)**	**61**	**36**	**18**	**7**	**--**	**--**	**--**
2021-22	**Idaho Steelheads (ECHL)**	**72**	**36**	**33**	**3**	**--**	**--**	**--**
2022-23	**Idaho Steelheads (ECHL)**	**72**	**58**	**11**	**3**	**20**	**12**	**8**
2023-24	**Idaho Steelheads (ECHL)**	**72**	**48**	**20**	**4**	**10**	**5**	**5**
2024-25	**Idaho Steelheads (ECHL)**	**72**	**37**	**25**	**10**	**--**	**--**	**--**
2025-26	**Idaho Steelheads (ECHL)**	**72**	**42**	**23**	**7**	**5**	**1**	**4**
	ECHL Totals	**421**	**257**	**130**	**34**	**35**	**18**	**17**

Coaching History

Year	Coach	STD	W	L	T	PTS	Playoffs
2025-26	Everett Sheen	3-M	42	23	7	91	Lost Division Semifinals
2024-25	Everett Sheen	5-M	37	25	10	84	Out of Playoffs
2023-24	Everett Sheen	2-M	48	20	4	100	Lost Division Finals
2022-23	Everett Sheen	1-M	58	11	3	119	Lost Kelly Cup Finals
2021-22	Everett Sheen	5-M	36	33	3	75	Out of Playoffs
2019-20	Everett Sheen	2-M	36	18	7	79	No Playoffs due to COVID-19
2018-19	Neil Graham	2-M	41	25	6	89	Lost Division Finals
2017-18	Neil Graham	2-M	44	20	8	96	Lost Division Finals
2016-17	Neil Graham	3-M	43	22	7	93	Lost Division Semifinals
2015-16	Neil Graham	2-W	38	24	10	86	Lost Conference Quarterfinals
2014-15	Brad Ralph	1-P	48	18	6	102	Lost Division Semifinals
2013-14	Brad Ralph	3-M	39	26	7	85	Lost Conference Semifinals
2012-13	Brad Ralph	2-M	45	20	7	97	Lost Conference Finals
2011-12	Hardy Sauter	4-M	31	32	9	71	Lost Conference Semifinals
2010-11	Hardy Sauter	2-M	32	27	13	77	Lost Conference Semifinals
2009-10	Derek Laxdal	1-W	48	17	7	103	Lost Kelly Cup Finals
2008-09	Derek Laxdal	2-W	44	24	4	92	Lost Division Finals
2007-08	Derek Laxdal	2-W	40	22	10	90	Lost Conference Quarterfinals
2006-07	Derek Laxdal	2-W	42	24	6	90	Won Kelly Cup
2005-06	Derek Laxdal	3-W	43	21	8	94	Lost Division Semifinals
2004-05	John Olver	3-W	42	23	7	91	Lost Division Semifinals
2003-04	John Olver	3-P	40	23	9	89	Won Kelly Cup

2026-27 Schedule

Fri.	Oct. 16	at New Mexico	**Sat.**	**Dec. 12**	**Tulsa**	Wed.	Feb. 10	at New Mexico
Sat.	Oct. 17	at New Mexico	Wed.	Dec. 16	at Kansas City	Fri.	Feb. 12	at New Mexico
Sun.	Oct. 18	at New Mexico	Fri.	Dec. 18	at Kansas City	Sat.	Feb. 13	at New Mexico
Fri.	**Oct. 23**	**Allen**	Sat.	Dec. 19	at Kansas City	Fri.	Feb. 19	at Tahoe
Sat.	**Oct. 24**	**Allen**	Sat.	Dec. 26	at Rapid City	Sat.	Feb. 20	at Tahoe
Thu.	Oct. 29	at Allen	Sun.	Dec. 27	at Rapid City	Sun.	Feb. 21	at Tahoe
Fri.	Oct. 30	at Allen	**Wed.**	**Dec. 30**	**New Mexico**	**Fri.**	**Feb. 26**	**Allen**
Wed.	**Nov. 4**	**Rapid City**	**Fri.**	**Jan. 1**	**New Mexico**	**Sat.**	**Feb. 27**	**Allen**
Fri.	**Nov. 6**	**Rapid City**	**Sat.**	**Jan. 2**	**New Mexico**	Fri.	Mar. 5	at Kansas City
Sat.	**Nov. 7**	**Rapid City**	Fri.	Jan. 8	at Allen	Sat.	Mar. 6	at Kansas City
Wed.	Nov. 11	at Wichita	Sat.	Jan. 9	at Allen	**Fri.**	**Mar. 12**	**Tulsa**
Fri.	Nov. 13	at Wichita	Sun.	Jan. 10	at Allen	**Sat.**	**Mar. 13**	**Tulsa**
Sat.	Nov. 14	at Wichita	Wed.	Jan. 13	at Tulsa	**Wed.**	**Mar. 17**	**Tahoe**
Wed.	**Nov. 18**	**Maine**	Fri.	Jan. 15	at Tulsa	**Fri.**	**Mar. 19**	**Tahoe**
Fri.	**Nov. 20**	**Maine**	Sat.	Jan. 16	at Tulsa	**Sat.**	**Mar. 20**	**Tahoe**
Sat.	**Nov. 21**	**Maine**	**Wed.**	**Jan. 20**	**Wichita**	Wed.	Mar. 24	at Rapid City
Wed.	Nov. 25	at Tahoe	**Fri.**	**Jan. 22**	**Wichita**	Fri.	Mar. 26	at Rapid City
Fri.	Nov, 27	at Tahoe	**Sat.**	**Jan. 23**	**Wichita**	Sat.	Mar. 27	at Rapid City
Sat.	Nov. 28	at Tahoe	Fri.	Jan. 29	at Tulsa	**Wed.**	**Mar. 31**	**Kalamazoo**
Wed.	**Dec. 2**	**Rapid City**	Sat.	Jan. 30	at Tulsa	**Fri.**	**Apr. 2**	**Kalamazoo**
Fri.	**Dec. 4**	**Rapid City**	Sun.	Jan. 31	at Tulsa	**Sat.**	**Apr. 3**	**Kalamazoo**
Sat.	**Dec. 5**	**Rapid City**	**Wed.**	**Feb. 3**	**New Mexico**	**Wed.**	**Apr. 7**	**Kansas City**
Wed.	**Dec. 9**	**Tulsa**	**Fri.**	**Feb. 5**	**New Mexico**	**Fri.**	**Apr. 9**	**Kansas City**
Fri.	**Dec. 11**	**Tulsa**	**Sat.**	**Feb. 6**	**New Mexico**	**Sat.**	**Apr. 10**	**Kansas City**

2025-26 Results

Oct. 17	at Tahoe	3-6	**Dec. 17**	**Rapid City**	**7-1**	**Feb. 25**	**Wichita**	**2-3**
Oct. 18	at Tahoe	6-4	**Dec. 19**	**Rapid City**	**3-4**	**Feb. 28**	**Wichita**	**4-1**
Oct. 19	at Tahoe	6-5	**Dec. 20**	**Rapid City**	**7-1**	Mar. 4	at Norfolk	2-3
Oct. 24	**Utah**	**0-5**	**Jan. 2**	**Rapid City**	**3-1**	Mar. 6	at Norfolk	4-3*
Oct. 25	at Utah	4-2	**Jan. 3**	**Rapid City**	**3-6**	Mar. 7	at Norfolk	1-3
Oct. 29	**Tahoe**	**5-2**	**Jan. 7**	**Greensboro**	**5-3**	Mar. 13	at Allen	1-2#
Oct. 31	**Tahoe**	**2-5**	**Jan. 9**	**Greensboro**	**3-5**	Mar. 14	at Allen	2-1
Nov. 1	**Tahoe**	**2-5**	**Jan. 10**	**Greensboro**	**7-4**	**Mar. 18**	**Tulsa**	**1-3**
Nov. 5	at Kansas City	2-5	Jan. 15	at Orlando	6-3	**Mar. 20**	**Tulsa**	**6-0**
Nov. 7	at Kansas City	2-3*	Jan. 16	at Orlando	3-0	**Mar. 21**	**Tulsa**	**3-4***
Nov. 8	at Kansas City	2-1	Jan. 17	at Orlando	1-5	**Mar. 25**	**South Carolina**	**6-1**
Nov. 14	at Utah	3-2*	**Jan. 23**	**Allen**	**6-4**	**Mar. 27**	**South Carolina**	**1-2***
Nov. 15	**Utah**	**3-4**	**Jan. 24**	**Allen**	**6-5***	**Mar. 28**	**South Carolina**	**4-3#**
Nov. 16	**Utah**	**6-3**	Jan. 30	at Tulsa	2-1*	**Apr. 1**	**Kansas City**	**4-3#**
Nov. 19	**Allen**	**3-1**	Jan. 31	at Tulsa	6-1	**Apr. 3**	**Kansas City**	**4-5**
Nov. 21	**Allen**	**3-2***	Feb. 1	at Tulsa	3-2*	**Apr. 4**	**Kansas City**	**3-4**
Nov. 22	**Allen**	**5-2**	**Feb. 4**	**Greenville**	**3-2#**	Apr. 7	at Utah	2-3
Nov. 26	at Rapid City	4-5*	**Feb. 6**	**Greenville**	**4-5***	Apr. 10	at Tulsa	1-3
Nov. 28	at Rapid City	2-6	**Feb. 7**	**Greenville**	**4-2**	Apr. 11	at Tulsa	4-1
Nov. 29	at Rapid City	2-1	Feb. 10	at Utah	7-6*	Apr. 12	at Tulsa	7-3
Dec. 3	**Trois-Rivières**	**4-3#**	Feb. 13	at Wichita	5-2	+Apr. 23	at Allen	1-5
Dec. 5	**Trois-Rivières**	**4-1**	Feb. 14	at Wichita	1-4	+Apr. 24	at Allen	2-4
Dec. 6	**Trois-Rivières**	**4-1**	Feb. 15	at Wichita	1-4	**+Apr. 26**	**Allen**	**3-4***
Dec. 12	at Wichita	5-4#	Feb. 18	at Tahoe	2-1#	**+Apr. 27**	**Allen**	**5-1**
Dec. 13	at Wichita	2-3*	Feb. 20	at Tahoe	0-6	**+Apr. 28**	**Allen**	**3-6**
Dec. 14	at Wichita	3-2	Feb. 21	at Tahoe	4-7			

* - Overtime # - Shootout + - Kelly Cup Playoffs

Eric Trapp
President

Eric Trapp is president of Idaho Sports Properties and is responsible for the business operations of the Idaho Steelheads while also serving as the team's representative on the ECHL Board of Governors. Trapp received the ECHL Marketing Director of the Year Award following the team's inaugural season in 2003-04 and was named ECHL Executive of the Year in 2019-20. He has been with the Steelheads since the team's inception in 1997 and was instrumental in the initial introduction, marketing and promotion of the Steelheads. He began his career in professional sports in 1991 with Diamond Sports, which owned and operated the Boise Hawks minor league professional baseball team. After serving as director of marketing for both the Hawks and the Sioux City Explorers baseball teams, Trapp was promoted to vice president of Diamond Sports in 1996 and was responsible for overseeing the company's baseball entities (Boise Hawks, El Paso Diablos and Sioux City Explorers) from 1996-98. Named senior vice president in 1998, the University of Idaho graduate also handled the marketing and promotions for other Diamond Sports entities including the Idaho Sneakers World TeamTennis franchise and professional boxing events hosted at Idaho Central Arena.

251 S. Capitol Blvd., Boise, ID 83702

Office . . . . . .(208) 383-0080
Arena . . . . . .Idaho Central Arena
Radio Station . . . . .KTIK 95.3 FM/1350 AM
Team Colors . . . . . .Black, Blue and Silver

Email . . . . . .info@idahosteelheads.com
Capacity 5,006
Broadcaster . . . . . .Justin Russo

Team Directory

CEO of Block 22 . . . . . .John Cunningham
President of Idaho Sports Properties . . . . . .Eric Trapp
Head Coach/Director of Hockey Operations . . . . . .Everett Sheen
Associate Coach . . . . . .Keenan Kelly
Vice President of Corporate Sponsorships . . . . . .Mike DiPalma
Vice President of Ticketing . . . . . .Ben Cottier
General Manager . . . . . .Steven Anderson
Director of Media/Community Relations . . . . . .Justin Russo
Creative Director . . . . . .Sarah Smith
Director of Game Operations . . . . . .Brett Countryman
Digital Marketing Manager . . . . . .Shannon Laird
Content Creator . . . . . .Tylor Kendrick
Senior Account Executive . . . . . .Karl Winks
Account Executives . . . . . .Jett Grant and Travis Alexander
Director of Merchandise . . . . . .Matt Renspurger
Accounting Manager . . . . . .Samantha Hubbard
Trainer . . . . . .Kailey Warren
Equipment Manager . . . . . .Khris Bestel

Indy Fuel

NHL Affiliate: Chicago Blackhawks **AHL Affiliate:** Rockford IceHogs

Year-by-Year Record

		Home					Away					Overall							
Season	GP	W	L	T	OT	SO	W	L	T	OT	SO	W	L	T	OT	SO	GF	GA	PTS
2025-26	72	15	15	6	2-5	1-1	19	12	5	1-5	5-0	34	27	11	3-10	6-1	182	190	79
2024-25	72	15	14	7	4-4	1-3	17	16	3	3-1	1-2	32	30	10	7-5	4-3	180	195	74
2023-24	72	21	9	6	4-5	2-1	18	16	2	1-1	2-1	39	25	8	5-6	4-2	230	221	86
2022-23	72	20	12	4	0-4	0-0	23	12	1	4-1	1-0	43	24	5	4-5	1-0	244	208	91
2021-22	72	20	15	1	2-0	0-1	14	18	4	2-2	1-2	34	33	5	4-2	1-3	232	233	73
2020-21	69	19	12	4	7-4	2-0	18	12	4	4-4	0-0	37	24	8	11-8	2-0	204	199	82
2019-20	60	17	11	3	4-1	0-2	13	15	1	3-1	1-0	30	26	4	7-2	1-2	195	175	64
2018-19	72	22	11	3	3-1	2-2	13	21	2	2-1	1-1	35	22	5	5-2	3-3	230	247	75
2017-18	72	20	14	2	0-2	1-0	16	16	4	3-3	1-1	36	30	6	3-5	2-1	242	248	78
2016-17	72	19	19	4	0-2	1-2	10	23	3	01-	1-2	23	42	7	0-3	2-4	196	290	53
2015-16	72	20	15	1	1-1	2-0	12	21	3	1-3	2-0	32	36	4	2-4	4-0	174	201	68
2014-15	72	17	15	4	3-2	1-2	14	15	7	3-2	3-5	31	30	11	6-4	4-7	197	221	73

T - Includes Overtime and Shootout Losses

Year-by-Year Results

Season	Finished	Result	Season	Finished	Result
2026	4th,Central	Lost Division Semifinals	2020	4th,Central	No Playoffs due to COVID-19
2025	4th, Central	Lost Division Semifinals	2019	5th, Central	Out of Playoffs
2024	2nd, Central	Lost Division Semifinals	2018	4th, Central	Lost Division Semifinals
2023	3rd, Central	Lost Division Semifinals	2017	6th, Central	Out of Playoffs
2022	6th, Central	Out of Playoffs	2016	4th, Midwest	Out of Playoffs
2021	3rd, Eastern	Lost Conference Semifinals	2015	6th, North	Out of Playoffs

All-Time Record vs. Other Clubs

Team	W-L-T	Team	W-L-T	Team	W-L-T	Team	W-L-T
Adirondack	2-3-1	Greensboro	0-0-0	New Mexico	0-0-0	Tahoe	0-0-0
Allen	3-5-1	Greenville	8-7-1	Norfolk	4-0-1	Toledo	21-48-8
Atlanta	8-3-0	Idaho	0-1-0	Orlando	4-6-1	Trenton	0-0-0
Bloomington	8-9-0	Jacksonville	0-3-1	Rapid City	7-7-1	Trois-Rivieres	2-0-0
Cincinnati	53-49-8	Kalamazoo	58-36-9	Reading	4-12-1	Tulsa	15-3-0
Florida	1-7-2	Kansas City	18-15-1	Savannah	0-1-0	Wheeling	49-33-8
Fort Wayne	54-56-23	Maine	1-0-0	South Carolina	4-4-1	Wichita	9-10-2
						Worcester	1-0-0

Web - IndyFuelHockey.com

Club Records

Players

Most Points, Season	72	Alex Wideman, 2022-23
Most Points, Game	5	three times, most recent: Cameron Hillis vs. Kansas City, Feb. 4, 2023
Most Goals, Season	31	Spencer Watson, 2019-20 & 2021-22
Most Goals, Game	4	Josh Shalla at Fort Wayne, Dec. 27, 2016
Most Assists, Season	50	Alex Wideman, 2022-23
Most Assists, Game	6	four times, most recent: Colin Bilek vs. Fort Wayne, Dec. 30, 2023
Most PIM, Season	259	Garrett Clarke, 2017-18
Most PIM, Game	28	Andrew Perrott at Norfolk, Jan. 7, 2024

Goaltenders

Most Appearances	54	Matt Tomkins, 2018-19
Most Minutes	3,221	Matt Tomkins, 2018-19
Most Wins	29	Matt Tomkins, 2018-19
Most Losses	21	Jake Hildebrand, 2016-17
Most OT/SO Losses	7	Jake Hildebrand, 2016-17 Mac Carruth, 2014-15
Most Shots	1,713	Matt Tomkins, 2018-19
Most Saves	1,550	Matt Tomkins, 2018-19
Most Shutouts	4	Jake Hildebrand, 2016-17
Lowest GAA	2.46	Ben Gaudreau, 2024-25
Best Save Percentage	.918	Etienne Marcoux, 2017-18

Team

Most Points	91	2022-23
Fewest Points	53	2016-17
Most Wins	43	2022-23
Fewest Wins	23	2016-17
Most Losses	42	2016-17
Fewest Losses	24	2022-23 2020-21
Most Goals Scored	244	2022-23
Fewest Goals Against	190	2025-26
Most Penalty Minutes	1,195	2017-18

Longest Winning Streak

Overall	7	Jan. 16-28, 2015
Home	7	Jan. 17-Feb. 6, 2016
Road	7	Jan. 16-Feb. 13, 2015

Longest Winless Streak

Overall	14	Nov, 25-Dec. 28, 2016
Home	6	Dec. 3-20, 2015
Road	11	Nov. 25, 2016-Jan. 8, 2017

Regular Season Game Attendance Record
7,054 vs. Cincinnati, Feb. 27, 2024
Postseason Game Attendance Record
3,509 vs. Wheeling, Apr. 20, 2024
Regular Season Attendance Record
203,333, 2024-25

Playoff Record vs. Current Teams

	Series	W	L	GP	W	L	GF	GA	Last Mtg	Rnd	Result
Fort Wayne	1	0	1	5	1	4	9	19	2026	DSF	L 1-4
Greenville	1	0	1	4	1	3	6	10	2021	CSF	L 1-3
Toledo	3	0	3	12	0	12	26	51	2025	DSF	L 0-4
Wheeling	1	0	1	5	1	4	10	19	2024	DSF	L 1-4

All-Time Playoff Results

Year	Round	Opponent	Result	GF	GA	OT	Year	Round	Opponent	Result	GF	GA	OT
2026	DSF	Fort Wayne	L 1-4	9	19	0-0							
2025	DSF	Toledo	L 0-4	10	20	0-0							
2024	DSF	Wheeling	L 1-4	10	19	0-1							
2023	DSF	Toledo	L 0-4	7	17	0-0							
2021	CSF	Greenville	L 1-3	6	10	0-0							
2018	DSF	Toledo	L 0-4	9	14	0-2							

2025-26 Regular Season Statistics

PLAYER	Pos	GP	G	A	PTS	+/-	PIM	PP	PPA	SH	SHA	GW	FG	OT	UA	EN	SOG	SOA	Shots	Sh%
Matt Petgrave	D	72	12	36	48	8	32	2	11	0	0	0	2	0	0	1	0	1	154	7.8
Tyler Weiss	F	16	3	7	10	-6	10	2	2	0	0	1	0	0	0	0	0	1	39	7.7
TOTALS		69	18	27	45	-31	52	7	9	0	0	3	2	0	1	1	1	3	146	12.3
Cody Laskosky	F	50	12	21	33	7	10	2	7	0	0	4	2	1	0	0	1	5	122	9.8
TOTALS		61	15	24	39	7	16	2	7	0	0	4	3	1	0	0	1	5	143	10.5
Jesse Tucker	F	72	12	26	38	4	69	0	8	1	1	4	1	0	1	1	0	1	109	11.0
Lee Lapid	F	62	15	19	34	6	30	2	8	0	0	2	6	1	0	0	1	3	164	9.1
Owen Robinson	F	59	12	14	26	6	16	2	1	0	0	2	0	1	0	1	1	3	111	10.8
Jadon Joseph	F	69	11	14	25	2	66	0	2	0	1	1	4	0	0	0	2	3	95	11.6
Tyler Paquette	F	52	8	14	22	9	13	0	0	2	0	0	3	0	1	0	0	0	84	9.5
Christian Berger	D	71	1	21	22	15	27	0	1	0	1	0	0	0	0	0	0	0	111	0.9
Sahil Panwar	C	45	14	7	21	-5	22	7	2	0	0	1	1	0	1	1	2	3	127	11.0
Brett Moravec	F	42	10	9	19	2	8	5	0	0	0	0	3	0	0	0	0	0	64	15.6
Kevin Lombardi	F	15	9	9	18	7	18	1	1	0	0	1	0	0	0	0	0	0	49	18.4
Trevor Zins	D	15	0	9	9	1	0	0	3	0	0	0	0	0	0	0	0	0	13	0.0
TOTALS		65	2	15	17	-9	26	0	3	0	0	0	0	0	0	0	0	0	56	3.6
Nick Grima	D	54	1	15	16	16	60	0	2	0	0	0	1	0	0	0	1	2	74	1.4
Terry Broadhurst	F	33	8	7	15	1	4	3	3	0	0	2	0	0	0	0	0	1	92	8.7
Harrison Israels	F	26	6	9	15	-2	13	3	3	0	0	0	1	0	0	0	0	0	68	8.8
Jordan Martin	F	62	6	9	15	-9	27	0	2	0	0	1	1	0	0	0	0	1	99	6.1
Christopher Cameron	D	70	3	12	15	16	96	0	0	0	1	1	2	0	0	1	0	0	76	3.9
Brandon Schultz	F	12	1	3	4	1	2	0	0	0	0	0	1	0	0	0	0	0	20	5.0
TOTALS		35	4	10	14	5	16	0	1	0	0	0	1	0	0	0	1	1	59	6.8
Dustin Manz	C	71	4	10	14	-17	44	0	0	1	0	2	0	0	0	1	0	2	95	4.2
Alex DiPaolo	F	13	4	2	6	3	4	0	1	0	0	0	1	0	0	0	0	1	18	22.2
TOTALS		50	7	6	13	-1	22	1	2	0	0	1	2	0	0	0	0	1	44	15.9
Michael Marchesan	F	66	7	6	13	-15	88	1	0	0	0	0	2	0	0	0	0	0	81	8.6
Eric Martin	F	41	5	6	11	0	14	0	1	0	0	2	0	0	2	0	3	4	71	7.0
Tyson Feist	D	14	1	6	7	-6	9	0	0	0	1	0	1	0	0	0	0	0	22	4.5
Marcus Joughin	F	11	2	4	6	-2	2	1	2	0	0	0	0	0	0	0	1	1	18	11.1
Ryan Gagnier	F	6	2	2	4	2	6	0	1	0	0	0	0	0	0	0	0	0	11	18.2
Jason Ahearn	F	8	1	3	4	2	0	0	0	0	0	1	0	0	0	0	0	0	16	6.3
Jacob LeGuerrier	D	10	1	3	4	-5	6	0	0	0	0	1	0	0	0	0	0	0	13	7.7
Will Ennis	D	63	1	3	4	-5	22	0	0	0	0	0	0	0	0	0	0	0	35	2.9
Connor Joyce	F	11	0	4	4	2	6	0	0	0	0	0	0	0	0	0	0	0	8	0.0
Mike Van Unen	D	10	1	2	3	0	2	0	0	0	0	1	1	0	0	0	0	0	4	25.0
Jeremie Bucheler	D	15	1	2	3	-2	14	0	0	0	0	0	0	0	0	0	0	0	15	6.7
Tyler Kobryn	F	11	1	1	2	0	4	0	0	0	0	0	1	0	0	0	0	0	27	3.7
Holden Wale	D	14	0	2	2	-1	2	0	2	0	0	0	0	0	0	0	0	0	8	0.0
Cody Schiavon	D	16	0	2	2	-4	16	0	0	0	0	0	0	0	0	0	0	0	15	0.0
TOTALS		17	0	2	2	-5	22	0	0	0	0	0	0	0	0	0	0	0	17	0.0
Chase Dafoe	F	2	1	0	1	-1	2	1	0	0	0	1	0	0	0	0	0	0	5	20.0
Kyle Aucoin	D	4	0	1	1	0	0	0	0	0	0	0	0	0	0	0	0	0	3	0.0
Lane Brockhoff	D	6	0	1	1	0	2	0	0	0	0	0	0	0	0	0	0	0	12	0.0
Kaleb Tiessen	D	4	0	0	0	-1	6	0	0	0	0	0	0	0	0	0	0	0	2	0.0
TOTALS		17	0	1	1	-2	26	0	0	0	0	0	0	0	0	0	0	0	12	0.0
Christian Sarlo	F	1	0	0	0	0	0	0	0	0	0	0	0	0	0	0	0	0	1	0.0
Kyle Bettens	F	2	0	0	0	0	0	0	0	0	0	0	0	0	0	0	0	0	1	0.0
Ryan Ouellette	G	5	0	0	0	0	0	0	0	0	0	0	0	0	0	0	0	0	0	0.0
Owen Flores	G	25	0	0	0	0	6	0	0	0	0	0	0	0	0	0	0	0	0	0.0
Mitchell Weeks	G	44	0	0	0	0	2	0	0	0	0	0	0	0	0	0	0	0	0	0.0
BENCH		72	6				16												6	
TEAM TOTALS		**72**	**182**	**321**	**503**	**29**	**796**	**32**	**63**	**4**	**5**	**28**	**34**	**3**	**5**	**6**	**12**	**32**	**2158**	**8.2**

GOALIE	GP	MINS	W	L	OTL	SL	SO	EN	GA	GAA	SOGP	SOW	SA	SVS	SV%
Ryan Ouellette	5	297	3	2	0	0	1	2	8	1.61	0	0	125	117	0.936
Mitchell Weeks	44	2585	20	15	7	0	1	2	106	2.46	4	4	1127	1021	0.906
Owen Flores	25	1491	11	10	3	1	3	3	68	2.74	3	2	621	553	0.890
Empty Net		26							7				7		
TEAM TOTALS	**72**	**4373**	**34**	**27**	**10**	**1**	**5**	**7**	**189**	**2.58**	**7**	**6**	**1880**	**1691**	**0.899**

2026 Kelly Cup Playoffs Statistics

PLAYER	Pos	GP	G	A	PTS	+/-	PIM	PP	PPA	SH	SHA	GW	FG	OT	UA	EN	Shots	Sh%
Tyler Weiss	F	5	2	3	5	2	22	0	1	0	0	0	0	0	0	0	10	20.0
Cody Laskosky	F	5	2	2	4	-1	2	0	1	0	0	0	1	0	0	0	11	18.2
Marcus Joughin	F	5	0	4	4	-2	0	0	2	0	0	0	0	0	0	0	4	0.0
Jordan Martin	F	5	2	1	3	-1	4	0	0	0	0	1	0	0	0	0	8	25.0
Harrison Israels	F	5	0	3	3	3	0	0	0	0	0	0	0	0	0	0	8	0.0
Trevor Zins	D	5	0	3	3	-4	2	0	0	0	0	0	0	0	0	0	5	0.0
Matt Petgrave	D	5	1	1	2	-2	6	1	0	0	0	0	0	0	0	0	8	12.5
Chase Dafoe	F	5	1	0	1	-1	2	1	0	0	0	0	0	0	0	0	9	11.1
Tyler Paquette	F	5	1	0	1	-1	10	0	0	0	0	0	1	0	0	0	12	8.3
Kyle Aucoin	D	5	0	1	1	-3	2	0	0	0	0	0	0	0	0	0	7	0.0
Owen Flores	G	2	0	0	0	0	2	0	0	0	0	0	0	0	0	0	0	0.0
Dustin Manz	C	2	0	0	0	-2	0	0	0	0	0	0	0	0	0	0	4	0.0
Michael Marchesan	F	3	0	0	0	-1	0	0	0	0	0	0	0	0	0	0	4	0.0
Mitchell Weeks	G	3	0	0	0	0	0	0	0	0	0	0	0	0	0	0	0	0.0
Christian Berger	D	5	0	0	0	-1	6	0	0	0	0	0	0	0	0	0	4	0.0
Christopher Cameron	D	5	0	0	0	0	12	0	0	0	0	0	0	0	0	0	5	0.0
Nick Grima	D	5	0	0	0	-1	14	0	0	0	0	0	0	0	0	0	9	0.0
Jadon Joseph	F	5	0	0	0	-3	6	0	0	0	0	0	0	0	0	0	6	0.0
Lee Lapid	F	5	0	0	0	-1	0	0	0	0	0	0	0	0	0	0	10	0.0
Owen Robinson	F	5	0	0	0	-3	4	0	0	0	0	0	0	0	0	0	15	0.0
Jesse Tucker	F	5	0	0	0	-2	12	0	0	0	0	0	0	0	0	0	6	0.0
BENCH		5	0				0										0	
TEAM TOTALS		**5**	**9**	**18**	**27**	**-24**	**106**	**2**	**4**	**0**	**0**	**1**	**2**	**0**	**0**	**0**	**145**	**6.2**

GOALIE	GP	MINS	W	L	SO	EN	GA	GAA	SA	SVS	SV%
Owen Flores	2	117	1	1	0	0	7	3.58	56	49	0.875
Mitchell Weeks	3	179	0	3	0	0	12	4.03	96	84	0.875
Empty Net		4					0		0		
TEAM TOTALS	**5**	**296**	**1**	**4**	**0**	**0**	**19**	**3.80**	**152**	**133**	**0.875**

Jesse Messier
Head Coach

Jesse Messier was named the fifth head coach in Fuel history on Aug. 21, 2026. Messier brings more than 20 years of experience in hockey as a player and coach across the ECHL, Ontario Hockey League, college hockey and junior hockey, with a track record in player development, special teams, recruiting and team building. Messier most recently served as an assistant coach with the Bloomington Bison, where his responsibilities included overseeing the defense and penalty kill, player development, pre-scouting and special teams, while also working in player recruitment, roster administration and daily team preparation. Prior to joining Bloomington, Messier spent four seasons as an assistant coach with the OHL's Saginaw Spirit. He was a member of Saginaw's 2019 OHL West Division championship staff and worked extensively in player development, special teams and scouting. During his tenure, eleven Spirit players advanced to professional hockey. Messier previously served four seasons as an assistant coach at York University, helping the program win the 2017 Queen's Cup championship and become a perennial playoff contender. York compiled a 63-37-12 regular-season record and a 13-9 playoff record during his tenure. His résumé also includes a highly successful stint as head coach of the Kam River Fighting Walleye in 2023-24. Messier led Kam River to a 39-9-1 record, a regular-season championship and an appearance in the league final. His team finished first in the league in both offense and power play and third in penalty killing. Messier also brings championship experience as a player. He played professionally in the ECHL with the Toledo Walleye and Allen Americans, totaling 17 points (6g-11a) in 60 games. Before turning professional, Messier played at York University, where he was a three-time team MVP, team captain, and finished among the top ten scorers in program history.

Coaching History

Year	Coach	STD	W	L	T	PTS	Playoffs
2025-26	Duncan Dalmao	4-C	34	27	11	79	Lost Division Semifinals
2024-25	Duncan Dalmao	4-C	32	30	10	74	Lost Division Semifinals
2023-24	Duncan Dalmao	2-C	39	25	8	86	Lost Division Semifinals
2022-23	Duncan Dalmao	3-C	43	24	5	91	Lost Division Semifinals
2021-22	Duncan Dalmao	6-C	11	6	0	22	Out of Playoffs
	Doug Christiansen		23	27	5	51	
2020-21	Doug Christiansen	3-E	37	24	8	82	Lost Conference Semifinals
2019-20	Doug Christiansen	4-C	30	26	4	64	No Playoffs due to COVID-19
2018-19	Bernie John	5-C	35	32	5	75	Out of Playoffs
2017-18	Bernie John	4-C	36	30	6	78	Lost Division Semifinals
2016-17	Bernie John	6-C	23	42	7	53	Out of Playoffs
2015-16	Bernie John	4-M	5	6	2	12	Out of Playoffs
	Scott Hillman		27	30	2	56	
2014-15	Scott Hillman	6-N	31	30	11	73	Out of Playoffs

2026-27 Schedule

Fri.	**Oct. 16**	**Wheeling**	**Sun.**	**Dec. 6**	**Toledo**	**Wed.**	**Feb. 10**	**Kalamazoo**
Sat.	**Oct. 17**	**Cincinnati**	Fri.	Dec. 11	at Cincinnati	**Sat.**	**Feb. 12**	**Wheeling**
Fri.	**Oct. 23**	**Toledo**	**Sat.**	**Dec. 12**	**Bloomington**	Wed.	Feb. 17	at Maine
Sat.	Oct. 24	at Fort Wayne	Wed.	Dec. 16	at Cincinnati	Fri.	Feb. 19	at Adirondack
Sun.	**Oct. 25**	**Cincinnati**	Sat.	Dec. 19	at Fort Wayne	Sat.	Feb. 20	at Adirondack
Wed.	Oct. 28	at Cincinnati	**Sat.**	**Dec. 26**	**Bloomington**	**Fri.**	**Feb. 26**	**Greenville**
Fri.	Oct. 30	at Bloomington	Sun.	Dec. 27	at Toledo	**Sat.**	**Feb. 27**	**Greenville**
Sun.	**Nov. 1**	**Fort Wayne**	**Wed.**	**Dec. 30**	**Wheeling**	Fri.	Mar. 5	at Fort Wayne
Tue.	**Nov. 3**	**Cincinnati**	Thu.	Dec. 31	at Fort Wayne	Sat.	Mar. 6	at Fort Wayne
Fri.	Nov. 6	at Cincinnati	**Sat.**	**Jan. 2**	**Toledo**	**Sun.**	**Mar. 7**	**Bloomington**
Sat.	**Nov. 7**	**Kalamazoo**	**Sun.**	**Jan. 3**	**Bloomington**	**Fri.**	**Mar. 12**	**Kansas City**
Sun.	**Nov. 8**	**Cincinnati**	Fri.	Jan. 8	at Cincinnati	Sat.	Mar. 13	at Kalamazoo
Fri.	Nov. 13	at Cincinnati	Sat.	Jan. 9	at Bloomington	**Sun.**	**Mar. 14**	**Cincinnati**
Sat.	**Nov. 14**	**Wheeling**	Sun.	Jan. 10	at Kalamazoo	**Fri.**	**Mar. 19**	**Fort Wayne**
Sun.	**Nov. 15**	**Toledo**	**Fri.**	**Jan. 15**	**Florida**	**Sat.**	**Mar. 20**	**Toledo**
Fri.	Nov. 20	at Atlanta	**Sat.**	**Jan. 16**	**Florida**	Mon.	Mar. 22	at Kalamazoo
Sat.	Nov. 21	at Atlanta	**Fri.**	**Jan. 22**	**Kalamazoo**	**Fri.**	**Mar. 26**	**Allen**
Sun.	Nov. 22	at Atlanta	Sat.	Jan. 23	at Kalamazoo	**Sat.**	**Mar. 27**	**Allen**
Wed.	Nov. 25	at Wheeling	Sun.	Jan. 24	at Bloomington	**Fri.**	**Apr. 2**	**Bloomington**
Fri.	Nov. 27	at Bloomington	Fri.	Jan. 29	at Toledo	**Sat.**	**Apr. 3**	**Fort Wayne**
Sat.	Nov. 28	at Bloomington	**Sat.**	**Jan. 30**	**Toledo**	Sun.	Apr. 4	at Bloomington
Sun.	**Nov. 29**	**Bloomington**	**Fri.**	**Feb. 5**	**Bloomington**	Fri.	Apr. 9	at Greenville
Fri.	Dec. 4	at Wheeling	Sat.	Feb. 6	at Kalamazoo	Sat.	Apr. 10	at Greenville
Sat.	Dec. 5	Wheeling	**Sun.**	**Feb. 7**	**Trenton**	Sun.	Apr. 11	at Greenville

2025-26 Results

Oct. 17	**Fort Wayne**	**0-4**	**Jan. 2**	**Bloomington**	**5-0**	**Mar. 6**	**Wichita**	**0-1**
Oct. 18	**Toledo**	**1-4**	**Jan. 3**	**Kalamazoo**	**4-2**	**Mar. 7**	**Wichita**	**2-1***
Oct. 25	**Cincinnati**	**4-5***	Jan. 4	at Kalamazoo	3-2#	Mar. 10	at Bloomington	3-4
Oct. 30	at Cincinnati	2-1	Jan. 9	at Rapid City	1-3	**Mar. 13**	**Fort Wayne**	**2-1**
Nov. 1	at Toledo	2-6	Jan. 10	at Rapid City	2-4	Mar. 14	at Kalamazoo	3-2
Nov. 2	at Kalamazoo	3-2	Jan. 11	at Rapid City	2-1	Mar. 15	at Fort Wayne	0-1
Nov. 5	**Bloomington**	**2-4**	Jan. 14	at Fort Wayne	3-2	**Mar. 20**	**Utah**	**4-1**
Nov. 7	**Bloomington**	**5-0**	Jan. 16	at Kalamazoo	4-1	**Mar. 21**	**Utah**	**4-0**
Nov. 8	at Bloomington	3-1	**Jan. 17**	**Kalamazoo**	**2-3***	**Mar. 22**	**Utah**	**1-3**
Nov. 12	**Rapid City**	**5-4***	**Jan. 23**	**Fort Wayne**	**1-2***	Mar. 27	at Toledo	3-2#
Nov. 14	**Rapid City**	**3-0**	Jan. 24	at Bloomington	3-1	Mar. 28	at Fort Wayne	2-5
Nov. 15	**Rapid City**	**1-2**	Jan. 25	at Bloomington	0-3	**Mar. 29**	**Fort Wayne**	**1-2**
Nov. 19	**Bloomington**	**1-4**	Jan. 31	at Iowa	3-2#	**Apr. 1**	**Toledo**	**4-5***
Nov. 21	**Adirondack**	**2-1**	Feb. 1	at Iowa	3-2	Apr. 3	at Bloomington	2-4
Nov. 22	**Adirondack**	**0-1#**	Feb. 6	at Wheeling	3-2#	**Apr. 4**	**Kalamazoo**	**0-2**
Nov. 26	at Wheeling	2-5	**Feb. 7**	**Iowa**	**1-3**	Apr. 10	at Iowa	2-1
Nov. 28	**Fort Wayne**	**4-5***	**Feb. 11**	**Wheeling**	**1-2**	Apr. 11	at Iowa	3-4
Nov. 29	**Toledo**	**3-2#**	Feb. 13	at Fort Wayne	4-5*	Apr. 12	at Iowa	4-3#
Dec. 5	**Cincinnati**	**7-2**	**Feb. 14**	**Fort Wayne**	**1-4**	Apr. 15	at Fort Wayne	3-4*
Dec. 6	**Cincinnati**	**1-7**	Feb. 15	at Cincinnatti	3-1	Apr. 18	at Wheeling	4-3
Dec. 7	at Toledo	2-3	Feb. 20	at Kalamazoo	3-4*	+Apr. 24	at Fort Wayne	0-3
Dec. 12	at Bloomington	3-6	Feb. 21	at Kalamazoo	3-4*	+Apr. 25	at Fort Wayne	1-5
Dec. 13	**Cincinnati**	**1-4**	**Feb. 24**	**Kalamazoo**	**6-2**	**+Apr. 28**	**Fort Wayne**	**6-4**
Dec. 17	at Iowa	4-2	**Feb. 27**	**Iowa**	**5-2**	**+Apr. 29**	**Fort Wayne**	**2-3**
Dec. 19	at Fort Wayne	2-1*	**Feb. 28**	**Iowa**	**0-2**	+May 3	at Fort Wayne	0-4
Dec. 31	at Cincinnati	3-4*	**Mar. 4**	**Wichita**	**3-2**			

* - Overtime # - Shootout + - Kelly Cup Playoffs

Sean Hallett
President

Sean Hallett is the Owner and President of the Indy Fuel and has played a key role in building the organization since its founding in 2013. Alongside his father, Jim Hallett, Sean helped bring professional hockey back to Indianapolis and has helped grow the Fuel into an established ECHL organization.

10475 Crosspoint Blvd. Suite 400, Indianapolis, IN 46256

Phone . . . . . .(317) 925-3835
Arena . . . . . .Fishers Event Center
Radio Station . . . . . .mixlr.com/indyfuel
Team Colors . . . . . Red, Black, Gold

Email . . . . . .info@indyfuelhockey.com
Capacity 7,500
Broadcaster. . . . . Andrew Smith

Team Directory

Owner/Chairman . . . . . .Jim Hallett
President . . . . . .Sean Hallett
VP of Operations . . . . . .Katherine Snyder
VP of Brand Partnerships . . . . . .Ian Borgerhoff
Director of Media Relations . . . . . .Leighann Strollo
Director of Ticket Sales . . . . . .Nelson Roetter
Director of Community Relations . . . . . .Patrick Gigerich
Director of Game Presentation & Fan Engagement . . . . . .Evan Schlierf
Coordinator of Game Presentation & Fan Engagement . . . . . .Danny Shay
Ticket Operations Manager . . . . . .Sam Burris
Membership Services Manager . . . . . .Nathanial Ferrier
Group Sales Manager . . . . . .Ben Pulley
Premium Seating Manager . . . . . , , Gavin Spahr
Social Media Manager . . . . . .Makayla Chambers
Ticket Sales Account Executive . . . . . .Megan Blank
Brand Partnerships Coordinator . . . . . .Dylan Grossmann
Brand Partnerships & Suite Sales Manager . . . . . .Amanda Rouna
Retail Manager . . . . . .Drew Hangsen
Play-by-Play Broadcaster . . . . . .Andrew Smith
Head Coach . . . . . .Jesse Messier
Assistant Coach . . . . . .Christian Horn
Assistant General Manager . . . . . .Dennis Williamson Jr.
Equipment Manager . . . . . .Darrin Flinchem
Assistant Equipment Manager . . . . . .Luke Flinchem
Athletic Trainer . . . . . .Jesse Guffey

Jacksonville Icemen

NHL Affiliate: Minnesota Wild

AHL Affiliate: Iowa Wild

Year-by-Year Record

		Home					Away					Overall							
Season	**GP**	**W**	**L**	**T**	**OT**	**SO**	**W**	**L**	**T**	**OT**	**SO**	**W**	**L**	**T**	**OT**	**SO**	**GF**	**GA**	**PTS**
2025-26	72	15	16	5	3-4	2-1	14	16	6	2-4	1-2	29	32	11	5-8	3-3	190	238	69
2024-25	72	25	8	3	4-2	0-1	17	14	5	6-5	1-0	42	22	8	10-7	1-1	232	190	92
2023-24	72	21	11	4	4-4	1-0	21	12	3	2-2	0-1	42	23	7	6-6	1-1	238	195	91
2022-23	72	22	12	2	4-1	1-1	22	11	3	8-2	0-1	44	23	5	12-3	2-1	231	207	93
2021-22	72	21	13	2	4-1	2-1	19	14	3	2-2	2-1	40	27	5	6-3	4-2	206	185	85
2020-21	71	22	10	3	6-1	1-2	12	20	4	5-2	0-2	34	30	7	11-3	1-4	205	212	75
2019-20	60	15	11	3	5-3	1-0	9	18	4	1-3	0-1	24	29	7	6-6	1-1	173	206	55
2018-19	72	23	12	1	3-1	2-0	13	20	3	3-2	2-2	36	32	4	3-2	2-2	198	217	76
2017-18	72	14	18	4	2-2	0-2	12	21	3	3-2	1-1	26	39	7	5-4	1-3	203	246	59
2015-16#	72	15	15	6	2-4	2-2	14	18	4	3-3	0-1	29	33	10	5-7	2-3	207	242	68
2014-15#	72	9	22	5	1-4	0-1	6	22	4	0-2	0-2	15	48	9	1-6	0-3	169	271	39
2013-14#	72	20	12	4	1-2	1-2	11	18	7	3-2	3-5	31	30	11	4-4	4-7	226	237	73
2012-13#	72	15	20	1	1-0	1-1	10	20	6	1-3	2-3	25	40	7	2-3	3-4	207	272	57

T - Includes Overtime and Shootout Losses

- Evansville IceMen

Year-by-Year Results

Season	**Finished**	**Result**	**Season**	**Finished**	**Result**
2026	5th, South	Out of Playoffs	2019	4th, South	Lost Division Semifinals
2025	3rd, South	Lost Division Semifinals	2018	5th, South	Out of Playoffs
2024	2nd, South	Lost Division Semifinals	2016#	5th, Midwest	Out of Playoffs
2023	2nd, South	Lost Division Finals	2015#	7th, North	Out of Playoffs
2022	3rd, South	Lost Division Finals	2014#	4th, North	Out of Playoffs
2021	6th, Eastern	Out of Playoffs	2013#	5th, North	Out of Playoffs
2020	6th, South	No Playoffs due to COVID-19			

- Evansville IceMen

All-Time Record vs. Other Clubs

Team	**W-L-T**	**Team**	**W-L-T**	**Team**	**W-L-T**	**Team**	**W-L-T**
Adirondack	2-2-0	Greensboro	2-1-0	New Mexico	0-0-0	Tahoe	1-1-0
Allen	3-1-0	Greenville	53-33-9	Norfolk	21-10-4	Toledo	0-0-0
Atlanta	36-34-9	Idaho	0-2-1	Orlando	51-48-14	Trenon	0-0-0
Bloomington	1-0-0	Indy	5-0-0	Rapid City	0-0-0	Trois-Rivieres	3-2-0
Cincinnati	1-1-0	Kalamazoo	1-1-1	Reading	2-3-0	Tulsa	2-0-0
Florida	45-53-8	Kansas City	0-1-0	Savannah	22-10-3	Wheeling	2-3-0
Fort Wayne	2-1-2	Maine	2-3-0	South Carolina	41-37-10	Wichita	0-0-0
						Worcester	3-1-0

Web - JacksonvilleIcemen.com

Club Records

Players

Most Points, Season	68	Todd Robinson, 2012-13
Most Points, Game	5	Mike Hedden vs. Atlanta, Nov. 15, 2019
		Wacey Rabbit vs. Norfolk, Feb. 2, 2019
Most Goals, Season	29	Wacey Rabbit, 2018-19
Most Goals, Game	3	13 times, most recent:
		Olivier Nadeau at Allen, Mar. 6, 2025
Most Assists, Season	61	Todd Robinson, 2012-13
Most Assists, Game	4	12 times, most recent:
		Matheson Iacopelli vs. Greenville, Mar. 22, 2024
Most PIM, Season	268	Garet Hunt, 2018-19
Most PIM, Game	36	Emerson Clark vs. Fort Wayne, Jan. 31, 2020

Goaltenders

Most Appearances	44	Mike Clemente, 2013-14
Most Minutes	2,621	Mike Clemente, 2013-14
Most Wins	25	Matt Vernon, 2023-24
Most Losses	27	Chris Driedger, 2014-15
Most OT/SO Losses	6	Garrett Bartus, 2013-14
Most Shots	1,296	Mike Clemente, 2013-14
Most Saves	1,172	Mike Clemente, 2013-14
Most Shutouts	3	Justen Close, 2024-25
Lowest GAA	2.19	Francois Brassard, 2021-22
Best Save Percentage	.922	Justen Close, 2024-25

Team

Most Points	93	2022-23
Fewest Points	39	2014-15
Most Wins	44	2022-23
Fewest Wins	15	2014-15
Most Losses	48	2014-15
Fewest Losses	23	2023-24
		2022-23
Most Goals Scored	238	2023-24
Fewest Goals Against	185	2021-22
Most Penalty Minutes	1,341	2017-18

Longest Winning Streak

Overall	9	Dec. 8-29, 2021
Home	6	Dec. 3-28, 2023
		Dec. 1-29, 2021
Road	8	Feb. 3-Mar. 29, 2022

Longest Winless Streak

Overall	10	Mar. 10-Apr. 1, 2015
Home	7	Dec. 31, 2014-Jan. 28, 2015
Road	9	Nov. 10-Dec. 20, 2017

Regular Season Game Attendance Record
14,268 vs. South Carolina, Feb. 28, 2026

Postseason Game Attendance Record
7,867 vs. Florida, May 6, 2023

Regular Season Attendance Record
332,441, 2024-25

Playoff Record vs. Current Teams

	Series	W	L	GP	W	L	GF	GA	Last Mtg	Rnd	Result
Atlanta	1	1	0	4	4	0	15	7	2022	DSF	W 4-0
Florida	5	0	5	27	7	20	55	80	2025	DSF	L 0-4
Greenville	1	1	0	6	4	2	20	18	2023	DSF	W 4-2

All-Time Playoff Results

Year	Round	Opponent	Result	GF	GA	OT
2025	DSF	Florida	L 0-4	7	11	0-4
2024	DSF	Florida	L 3-4	16	16	1-1
2023	DF	Florida	L 2-4	17	22	1-0
	DSF	Greenville	W 4-2	20	18	1-0
2022	DF	Florida	L 0-4	3	10	0-1
	DSF	Atlanta	W 4-0	15	7	1-0
2019	DSF	Florida	L 2-4	12	21	0-1

2025-26 Regular Season Statistics

PLAYER	Pos	GP	G	A	PTS	+/-	PIM	PP	PPA	SH	SHA	GW	FG	OT	UA	EN	SOG	SOA	Shots	Sh%
Adam McMaster	F	31	10	15	25	-5	6	3	6	0	0	2	3	0	0	1	0	3	57	17.5
TOTALS		70	21	22	43	-13	10	4	7	0	0	5	5	1	1	1	0	3	138	15.2
Craig Martin	F	54	20	19	39	0	20	3	1	2	1	4	1	0	2	1	0	3	108	18.5
Bennett MacArthur	F	42	13	23	36	2	16	3	5	1	0	0	1	0	1	3	1	2	86	15.1
David Jankowski	F	43	8	16	24	-7	0	3	3	1	1	0	1	0	0	0	0	0	52	15.4
TOTALS		62	9	23	32	-13	0	4	3	1	1	1	1	1	0	0	0	0	80	11.3
Will Hillman	F	23	7	6	13	5	19	1	1	0	0	0	2	0	0	1	0	0	54	13.0
TOTALS		69	15	15	30	12	41	1	1	3	5	1	2	0	2	2	0	1	126	11.9
Christopher Brown	F	49	13	15	28	-19	16	3	3	1	1	3	1	1	0	1	1	2	135	9.6
Matteo Costantini	F	31	10	17	27	0	4	1	4	0	0	1	2	0	1	0	0	2	88	11.4
Patrick Bajkov	F	68	5	21	26	-8	28	1	4	1	0	0	1	0	0	0	0	0	66	7.6
Taos Jordan	D	67	7	18	25	4	62	0	0	0	2	2	0	1	0	0	0	0	137	5.1
T.J. Friedmann	F	38	9	5	14	-13	6	3	0	0	0	2	2	0	0	0	0	0	50	18.0
TOTALS		68	14	10	24	-10	10	3	0	0	1	2	4	0	0	0	0	0	80	17.5
Lincoln Griffin	F	30	3	4	7	-6	6	1	0	0	0	1	0	0	0	0	0	0	44	6.8
TOTALS		69	10	13	23	-23	16	1	0	0	0	1	1	0	0	1	0	0	84	11.9
Nathan Dunkley	F	37	8	14	22	-3	20	1	0	0	0	0	4	0	0	0	0	0	56	14.3
Colby Ambrosio	F	8	2	2	4	0	2	0	1	0	0	0	0	0	0	0	0	3	18	11.1
TOTALS		53	13	8	21	-2	20	4	1	0	0	1	4	0	0	0	0	3	96	13.5
Jed Pietila	D	23	3	10	13	4	12	0	5	0	0	0	0	0	0	0	0	0	40	7.5
TOTALS		54	6	14	20	11	24	0	5	2	0	0	1	0	0	0	0	0	70	8.6
Jacques Bouquot	F	21	1	5	6	-9	8	0	1	0	0	0	0	0	0	0	0	1	28	3.6
TOTALS		51	4	14	18	-7	8	0	1	0	0	0	0	0	1	0	1	2	59	6.8
Aidan Fulp	D	24	3	15	18	0	6	0	7	0	1	1	0	1	0	0	0	0	42	7.1
Holden Wale	D	40	2	14	16	-10	16	0	4	0	0	0	1	0	0	0	0	0	43	4.7
TOTALS		54	2	16	18	-11	18	0	6	0	0	0	1	0	0	0	0	0	51	3.9
Logan Cockerill	F	27	7	10	17	-3	14	2	3	0	0	0	0	0	0	1	0	3	64	10.9
Dalton Duhart	F	54	8	8	16	-17	10	0	0	0	1	1	3	0	1	0	0	0	67	11.9
Peter Tischke	D	53	3	12	15	-4	19	1	1	0	0	1	0	0	0	0	0	0	67	4.5
Garrett Van Wyhe	F	33	8	6	14	4	42	1	1	1	1	2	1	0	0	1	0	0	91	8.8
Ryan Pitoscia	F	53	7	6	13	-10	16	0	0	0	0	1	2	0	0	0	0	0	62	11.3
Jaden Condotta	D	65	2	11	13	-7	68	0	0	0	0	1	0	1	0	0	0	0	78	2.6
Brayden Hislop	D	36	3	8	11	-3	20	0	2	0	1	0	1	0	0	0	0	0	54	5.6
Brody Crane	F	27	4	6	10	-1	8	0	1	0	0	1	2	0	0	0	0	0	41	9.8
Chris Grando	F	28	3	7	10	-6	4	1	0	0	0	0	0	0	0	0	0	0	50	6.0
John Spetz	D	33	1	6	7	-7	12	0	0	0	0	0	0	0	0	0	0	0	39	2.6
James Hardie	F	31	3	3	6	-9	11	1	0	0	0	0	0	0	0	0	0	0	48	6.3
Tyler Kopff	F	10	2	4	6	4	0	0	0	0	0	0	0	0	1	0	0	0	17	11.8
Nathan Berke	F	11	1	5	6	2	2	0	0	0	0	0	0	0	0	0	0	0	7	14.3
TOTALS		12	1	5	6	2	2	0	0	0	0	0	0	0	0	0	0	0	9	11.1
Trevor Griebel	D	15	2	3	5	-8	4	0	2	0	0	0	1	0	0	0	0	0	14	14.3
Redmond Savage	F	12	1	4	5	-5	2	0	1	0	0	1	0	1	0	0	1	1	17	5.9
Lordanthony Grissom	D	26	0	2	2	0	13	0	0	0	0	0	0	0	0	0	0	0	19	0.0
TOTALS		51	0	5	5	-5	31	0	0	0	0	0	0	0	0	0	0	0	43	0.0
Adrien Beraldo	D	23	3	1	4	-9	26	0	0	0	0	0	0	0	0	0	0	0	20	15.0
Cameron Supryka	D	36	0	4	4	-6	18	0	0	0	1	0	0	0	0	0	0	0	40	0.0
Kolby Johnson	F	7	2	0	2	-1	27	0	0	0	0	0	0	0	0	0	0	0	8	25.0
TOTALS		11	3	0	3	-2	46	0	0	0	0	0	0	0	0	0	0	0	11	27.3
Liam Coughlin	F	12	1	1	2	0	0	0	1	0	0	1	0	0	0	0	0	0	9	11.1
Daniel Panetta	F	12	1	1	2	-4	2	0	0	0	0	0	0	0	0	0	0	0	10	10.0
Tyler Coffey	F	13	1	1	2	2	0	0	0	0	0	1	0	0	0	0	0	0	20	5.0
MacAuley Carson	F	11	0	2	2	-1	12	0	0	0	0	0	0	0	0	0	0	0	3	0.0
Simon Labelle	F	12	0	2	2	-5	0	0	0	0	0	0	0	0	0	0	1	1	10	0.0
Sasha Telguine	F	4	0	1	1	2	0	0	0	0	0	0	0	0	0	0	0	0	1	0.0
Jack Babbage	D	6	0	1	1	-4	4	0	0	0	0	0	0	0	0	0	0	0	4	0.0
Steve Oleksy	F	8	0	1	1	0	8	0	0	0	0	0	0	0	0	0	0	0	2	0.0
Cameron Rowe	G	31	0	1	1	0	0	0	0	0	0	0	0	0	0	0	0	0	0	0.0
Louka Henault	D	3	0	0	0	1	7	0	0	0	0	0	0	0	0	0	0	0	1	0.0
Topias Leinonen	G	7	0	0	0	0	0	0	0	0	0	0	0	0	0	0	0	0	0	0.0
Scott Ratzlaff	G	15	0	0	0	0	0	0	0	0	0	0	0	0	0	0	0	0	0	0.0
Michael Bullion	G	26	0	0	0	0	10	0	0	0	0	0	0	0	0	0	0	0	0	0.0
BENCH		72	3				12												3	
TEAM TOTALS		**72**	**190**	**336**	**526**	**-160**	**618**	**29**	**57**	**7**	**10**	**26**	**29**	**5**	**6**	**9**	**4**	**21**	**1970**	**9.5**

GOALIE	GP	MINS	W	L	OTL	SL	SO	EN	GA	GAA	SOGP	SOW	SA	SVS	SV%
Michael Bullion	26	1428	10	9	3	1	1	5	69	2.90	3	2	722	653	0.904
Cameron Rowe	31	1758	11	15	3	1	2	7	89	3.04	2	1	893	804	0.900
Scott Ratzlaff	15	832	5	7	1	1	0	3	43	3.10	1	0	493	450	0.913
Topias Leinonen	7	352	3	1	1	0	0	0	19	3.24	0	0	158	139	0.880
Empty Net		38							15				15		
TEAM TOTALS	**72**	**4370**	**29**	**32**	**8**	**3**	**3**	**15**	**235**	**3.20**	**6**	**3**	**2281**	**2046**	**0.897**

Sean Teakle
Head Coach/Director of Hockey Operations

Sean Teakle enters his second full season as Jacksonville's head coach after serving as interim head coach for the final 30 games of the 2024-25 season. He led the Icemen to a 13-6-5 record and the club's fourth consecutive postseason appearance. Teakle initially joined the Icemen in the summer of 2024 as an assistant coach after spending the past two seasons with the Ontario Hockey League's Owen Sound Attack. The Mississauga, Ontario resident spent 10 years within the OHL in some capacity. In addition to his time with Owen Sound, Teakle also served as an assistant coach for the Niagara Ice Dogs from 2020-2022 and was a scout with the Ottawa 67's from 2015-20. Prior to the OHL, Teakle was an associate coach with North York Rangers in the Ontario Junior Hockey League also while being the Head Coach of The Hill Academy Prep program (2014-20). Throughout the past 12 years, Teakle has worked as a player development consultant, serving a long list of teams and players for skill development. As a player, Teakle played four years in the OJHL for the Streetsville Derby's, Georgetown Raiders and the Oakville Blades where he won two league championships and appeared in the organization's first National Championship.

Coaching Record

		Regular Season				Playoffs		
Season	**Team**	**Games**	**W**	**L**	**T**	**Games**	**W**	**L**
2024-25	**Jacksonville Icemen (ECHL)**	**30**	**13**	**6**	**5**	**4**	**0**	**4**
2025-26	**Jacksonville Icemen (ECHL)**	**72**	**29**	**32**	**11**	**--**	**--**	**--**
	ECHL Totals	**102**	**42**	**38**	**16**	**4**	**0**	**4**

Coaching History

Year	Coach	STD	W	L	T	PTS	Playoffs
2025-26	Sean Teakle	5-S	29	32	11	69	Out of Playoffs
2024-25	Sean Teakle	3-S	13	6	5	31	Lost Division Semifinals
	Brandon Mashinter		29	16	3	61	
2023-24	Nick Luukko	2-S	42	23	7	91	Lost Division Semifinals
2022-23	Nick Luukko	2-S	44	23	5	93	Lost Division Finals
2021-22	Nick Luukko	3-S	40	27	5	85	Lost Division Finals
2020-21	Jason Christie	6-E	34	20	7	75	Out of Playoffs
2019-20	Jason Christie	5-S	24	29	7	55	No Playoffs due to COVID-19
2018-19	Jason Christie	4-S	36	32	4	76	Lost Division Semifinals
2017-18	Jason Christie	5-S	26	39	7	59	Out of Playoffs
2015-16#	Al Sims	5-M	29	33	10	68	Out of Playoffs
2014-15#	Al Sims	7-N	6	30	5	17	Out of Playoffs
	Joshua Beaulieu		0	2	0	0	
	Dwight Mullins		9	16	4	22	
2013-14#	Jeff Pyle	4-N	31	30	11	73	Out of Playoffs
2012-13#	Rich Kromm	5-N	25	40	7	57	Out of Playoffs

- Evansville IceMen

2026-27 Schedule

Fri.	**Oct. 16**	**South Carolina**	Wed.	Dec. 16	at Florida	Wed.	Feb. 17	at South Carolina
Sat.	Oct. 17	at Savannah	Fri.	Dec. 18	at Florida	Fri.	Feb. 19	at Savannah
Fri.	Oct. 23	at Greenville	Sat.	Dec. 19	at Florida	Sat.	Feb. 20	at South Carolina
Sat.	Oct. 24	at Savannah	Sat.	Dec. 26	at South Carolina	**Wed.**	**Feb. 24**	**Kansas City**
Fri.	Oct. 30	at Orlando	Sun.	Dec. 27	at Savannah	**Sat.**	**Feb. 27**	**Kansas City**
Sat.	**Oct. 31**	**Atlanta**	**Wed.**	**Dec. 30**	**South Carolina**	**Sun.**	**Feb. 28**	**Kansas City**
Tue.	**Nov. 3**	**Savannah**	**Thu.**	**Dec. 31**	**Orlando**	Fri.	Mar. 5	at Toledo
Fri.	**Nov. 6**	**Florida**	Sat.	Jan. 2	at Greenville	Sat.	Mar. 6	at Toledo
Sat.	**Nov. 7**	**Florida**	Sun.	Jan. 3	at Greenville	Sun.	Mar. 7	at Toledo
Sun.	**Nov. 8**	**Florida**	Fri.	Jan. 8	at Orlando	Fri,	Mar. 12	at Savannah
Fri.	**Nov. 13**	**Greenville**	**Sat.**	**Jan. 9**	**Orlando**	Sat.	Mar. 13	at South Carolina
Sat.	**Nov. 14**	**Savannah**	Sun.	Jan. 10	at South Carolina	Sun.	Mar. 14	at South Carolina
Fri.	**Nov. 20**	**Orlando**	Wed.	Jan. 13	at Orlando	**Wed.**	**Mar. 17**	**Greensboro**
Sat.	Nov. 21	at Orlando	**Thu.**	**Jan. 14**	**Atlanta**	**Fri.**	**Mar. 19**	**Greensboro**
Wed.	**Nov. 25**	**Greenville**	**Sat.**	**Jan. 16**	**Atlanta**	**Sat.**	**Mar. 20**	**Greenville**
Sat.	Nov. 28	at Atlanta	Fri.	Jan. 22	at South Carolina	**Sun.**	**Mar. 21**	**Orlando**
Sun.	Nov. 29	at Atlanta	**Sat.**	**Jan. 23**	**Soutth Carolina**	Fri.	Mar. 26	at Orlando
Fri.	**Dec. 4**	**Orlando**	**Sun.**	**Jan. 24**	**South Carolina**	Sat.	Mar. 27	at Orlando
Sat.	**Dec. 5**	**South Carolina**	**Sat.**	**Jan. 30**	**Savannah**	Wed.	Mar. 31	at Greenville
Wed.	**Dec. 9**	**Florida**	**Fri.**	**Feb. 5**	**Greenville**	Sat.	Apr. 3	at South Carolina
Fri.	**Dec. 11**	**Florida**	Sat.	Feb. 6	at Greenville	Sun.	Apr. 4	at Atlanta
Sat.	**Dec. 12**	**Florida**	**Thu.**	**Feb. 11**	**Orlando**	Fri,	Apr. 9	at Atlanta
Sun.	Dec. 13	at Savannah	**Fri.**	**Feb. 12**	**Atlanta**	**Sat.**	**Apr. 10**	**Orlando**
Tue.	Dec. 15	at Orlando	**Sat.**	**Feb. 13**	**Atlanta**	**Sun.**	**Apr. 11**	**Orlando**

2025-26 Results

Oct. 18	at Greensboro	2-1*	**Dec. 17**	**Orlando**	**3-2#**	Feb. 21	at Florida	1-2
Oct. 19	at Greensboro	3-0	Dec. 19	at Atlanta	2-3	Feb. 27	at Atlanta	5-6#
Oct. 24	at Greenville	4-2	Dec. 30	at Orlando	3-6	**Feb. 28**	**South Carolina**	**2-3***
Oct. 25	at Savannah	1-3	**Jan. 3**	**Greenville**	**3-4***	**Mar. 1**	**Florida**	**1-4**
Oct. 29	at Utah	3-1	**Jan. 9**	**Orlando**	**4-5**	Mar. 6	at Kalamazoo	5-6*
Oct. 30	at Utah	4-6	Jan. 10	at Orlando	4-3*	Mar. 7	at Kalamazoo	6-3
Oct. 31	at Utah	3-2	Jan. 14	at Florida	2-5	Mar. 8	at Kalamazoo	1-4
Nov. 5	at Savannah	1-2	Jan. 16	at Florida	1-5	**Mar. 13**	**Greenville**	**2-1***
Nov. 7	**Atlanta**	**2-5**	Jan. 17	at Florida	4-2	**Mar. 14**	**Florida**	**2-4**
Nov. 8	**South Carolina**	**1-4**	Jan. 19	at Orlando	2-3*	**Mar. 15**	**Florida**	**3-2**
Nov. 13	**Orlando**	**4-3**	**Jan. 23**	**Savannah**	**4-2**	Mar. 18	at Atlanta	2-0
Nov. 15	**Atlanta**	**2-1**	**Jan. 24**	**Iowa**	**1-5**	**Mar. 20**	**Atlanta**	**4-1**
Nov. 21	at Greenville	1-3	**Jan. 25**	**Iowa**	**3-2#**	Mar. 21	at Atlanta	1-2
Nov. 22	**Orlando**	**5-4**	Jan. 30	at South Carolina	1-4	**Mar. 22**	**Greenville**	**2-1**
Nov. 26	**Florida**	**3-2***	**Jan. 31**	**South Carolina**	**1-4**	Mar. 28	at Atlanta	3-6
Nov. 28	at Orlando	4-5	**Feb. 1**	**Savannah**	**0-7**	Mar. 29	at Greenville	3-2
Nov. 29	**Greensboro**	**1-4**	**Feb. 3**	**Savannah**	**1-4**	**Apr. 2**	**Florida**	**2-3***
Dec. 3	**South Carolina**	**1-4**	Feb. 6	at Atlanta	3-4*	**Apr. 3**	**Florida**	**1-5**
Dec. 5	**Atlanta**	**2-7**	Feb. 7	at South Carolina	4-1	**Apr. 4**	**Florida**	**2-1***
Dec. 6	**Atlanta**	**4-3**	**Feb. 11**	**Kansas City**	**0-2**	**Apr. 11**	**Atlanta**	**4-5#**
Dec. 7	at Atlanta	2-3	Feb. 13	at Savannah	3-0	**Apr. 12**	**Orlando**	**4-7**
Dec. 11	at Savannah	6-5	**Feb. 14**	**Savannah**	**1-2***	Apr. 17	at Greenville	4-5#
Dec. 12	**Savannah**	**2-3**	Feb. 15	at South Carolina	1-3	Apr. 18	at Greenville	4-3#
Dec. 13	**South Carolina**	**5-3**	Feb. 20	at Florida	2-3*	**Apr. 19**	**Orlando**	**7-5**

* - Overtime # - Shootout

Scott Einhorn
President

Scott Einhorn was promoted to president of Zawyer Sports on July 25, 2024. Einhorn started with the Jacksonville Icemen since the team's inception in 2017. Einhorn was recently selected as a Jacksonville Business Journal 2025 40 Under 40 honoree. A runner-up for ECHL Executive of the Year in 2018-19, Einhorn oversees all day-to-day operations for Zawyer Sports & Entertainment, including ticket sales, premium sales, marketing and merchandise. Under Einhorn's guidance, the Jacksonville Icemen have led the ECHL in overall and average attendance in each of the past two seasons, while also leading the league in group sales for three consecutive seasons, while winning the league's Group Sales Department of the Year award three times and were twice voted the number one sports franchise in Jacksonville by Action News Jax. When Zawyer Sports was established in 2019, Einhorn served as Vice President of both the Icemen and Zawyer Sports, and transitioned into the Chief Operation Officer as the company quickly grew. The company started with 12 employees and now employs over 200 talented individuals across all teams and venues. Einhorn has directed teams under the Zawyer umbrella to dozens of ECHL Team Awards and helped guide the Savannah Ghost Pirates to selling out 68 of 72 home games in the team's first two seasons. Prior to helping start up the Icemen, Einhorn oversaw all sales and marketing efforts for the Orlando Predators of the Arena Football League. Before that, he led all ticket sales efforts for the Orlando Solar Bears from their inaugural ECHL season, setting ticket records and helping the team earn the league's Ticket Sales Department of the Year award in 2014-15. Einhorn resides in St. John's County with his wife Brianna, their two children and black lab. He attended Binghamton University in New York where he received his BA and MBA.

3605 Philips Highway, Jacksonville, FL 32207

Office . . . . . .(904) 602-7825
Arena . . . . . .VyStar Veterans Memorial Arena
Radio Station . . . . . .Mixlr.com/jaxicemen
Team Colors . . . . . .Iceberg, Black, Snow
Email . . . . . .info@jacksonvilleicemen.com
Capacity 8,500
Broadcasters . .Jason Ruff & Arley Johnson

Team Directory

CEO/Governor . . . . . .Andy Kaufmann
President, Zawyer Sports . . . . . .Scott Einhorn
Vice President of Hockey Operations, Zawyer Sports . . . . . .Joe Ernst
Market President, Zawyer Sports Jacksonville . . . . . .Luke Nicholas
Chief Financial Officer . . . . . .Greg Resh
Head Coach/Director of Hockey Operations . . . . . .Sean Teakle
Assistant Coach . . . . . .Stephon Thorne
Goaltender Coach . . . . . .Charles Williams
Chief Marketing Officer . . . . . .Lauren Muni
Chief Revenue Officer . . . . . .Mike DeMartino
Director of Team Services . . . . . .Alex Reed
Senior Director of Business Development . . . . . .Trent Blair
Box Office Manager . . . . . .Matt Snider
Senior Ticket Account Executive . . . . . .Noah Otero-Vargas
Broadcast and Communications Coordinator . . . . . .Jason Ruff
Merchandise Manager . . . . . .Jennifer Simmons
Corporate Partnerships Activation Manager . . . . . .Grant Manning
Community Relations Manager . . . . . .Emily Woodbury
Event Manager . . . .Taylor Schoonmaker
Game Day Presentation & Graphic Designer . . . . . .Natalie Franke
Operations Director . . . . . .Ashley Milan
Staff Accountant . . . . . .Debbie Collins
Athletic Trainer . . . . . .Jeff Haft
Strength and Conditioning Coach . . . . . .Brian Roller

Kalamazoo Wings

NHL Affiliate: Vancouver Canucks **AHL Affiliate:** Abbotsford Canucks

Year-by-Year Record

	Home						Away					Overall							
Season	**GP**	**W**	**L**	**T**	**OT**	**SO**	**W**	**L**	**T**	**OT**	**SO**	**W**	**L**	**T**	**OT**	**SO**	**GF**	**GA**	**PTS**
2025-26	72	15	16	5	6-2	1-3	21	14	1	2-1	0-0	36	30	6	8-3	1-3	228	246	78
2024-25	72	19	16	1	3-0	1-1	12	17	7	2-6	2-1	31	33	8	5-6	3-2	201	229	70
2023-24	72	20	14	2	6-2	0-0	18	16	2	1-2	1-0	38	30	4	7-4	1-0	214	203	80
2022-23	72	15	18	3	4-2	0-1	14	19	3	5-3	1-0	29	37	6	9-5	1-1	178	226	64
2021-22	72	22	14	0	3-0	0-0	14	21	1	2-1	1-0	36	35	1	5-1	1-0	243	239	73
2019-20	61	14	13	3	5-3	0-0	9	17	5	1-4	1-1	23	30	8	6-7	1-1	194	241	54
2018-19	72	20	13	3	4-1	2-2	16	18	2	4-1	0-1	36	31	5	8-2	2-3	229	254	77
2017-18	72	19	13	4	2-2	0-2	15	18	3	4-2	0-1	34	31	7	6-4	0-3	251	251	75
2016-17	72	20	13	3	2-1	1-2	18	17	1	4-0	2-1	38	30	4	6-1	3-2	222	237	80
2015-16	72	20	13	3	3-2	0-1	18	15	3	2-3	2-0	38	28	6	5-5	2-1	233	230	82
2014-15	72	21	13	2	2-1	1-1	15	17	4	3-2	0-2	36	30	6	5-3	1-3	226	233	78
2013-14	72	22	8	6	2-3	2-3	20	14	2	6-0	2-2	42	22	8	8-3	4-5	224	197	92
2012-13	72	18	15	3	2-1	3-2	16	15	5	4-3	4-2	34	30	8	6-4	7-4	205	215	76
2011-12	72	18	14	4	4-1	0-3	20	12	4	0-1	5-3	38	26	8	4-2	5-6	264	237	84
2010-11	72	21	14	1	2-0	1-1	19	10	7	3-2	0-5	40	24	8	5-2	1-6	255	225	88
2009-10	72	25	7	4	3-2	3-2	17	13	6	2-4	2-2	42	20	10	5-6	5-4	273	243	94

T - Includes Overtime and Shootout Losses

Year-by-Year Results

Season	**Finished**	**Result**	**Season**	**Finished**	**Result**
2026	5th, Central	Out of Playoffs	2017	4th, Central	Lost Division Semifinals
2025	5th, Central	Out of Playoffs	2016	3rd, North	Lost Conference Quarterfinals
2024	4th, Central	Lost Division Semifinals	2015	3rd, North	Lost Division Semifinals
2023	5th, Cenetral	Out of Playoffs	2014	1st, North	Lost Conference Quarterfinals
2022	5th, Central	Out of Playoffs	2013	3rd, North	Out of Playoffs
2020	5th, Central	No Playoffs due to COVID-19	2012	1st, North	Lost Conference Finals
2019	4th, Central	Lost Division Semifinals	2011	1st, North	Lost Kelly Cup Finals
2018	5th, Central	Out of Playoffs	2010	1st, North	Lost Conference Quarterfinals

All-Time Record vs. Other Clubs

Team	**W-L-T**	**Team**	**W-L-T**	**Team**	**W-L-T**	**Team**	**W-L-T**
Adirondack	7-2-1	Greensboro	0-0-0	New Mexico	0-0-0	Tahoe	0-0-0
Allen	4-2-1	Greenville	9-7-0	Norfolk	5-2-0	Toledo	85-73-19
Atlanta	14-7-2	Idaho	4-1-0	Orlando	9-7-1	Trenon	0-0-0
Bloomington	12-9-3	Indy	45-49-9	Rapid City	4-1-0	Trois-Rivieres	0-0-0
Cincinnati	71-68-18	Jacksonville	2-1-0	Reading	17-12-2	Tulsa	10-4-1
Florida	9-18-4	Kansas City	6-2-2	Savannah	0-0-0	Wheeling	50-35-7
Fort Wayne	65-74-10	Maine	1-0-0	South Carolina	7-10-2	Wichita	6-2-0
						Worcester	2-1-0

Web - KWings.com

Club Records

Players

Most Points, Season	80	Trent Daavettila and Kory Karlander, 2010-11
Most Points, Game	6	Tanner Sorenson at Fort Wayne, Jan. 16, 2019
Most Goals, Season	38	Andrew Fournier, 2010-11
Most Goals, Game	4	three times, most recent: Josh Bloom at Cincinnati, Mar. 1, 2026
Most Assists, Season	57	Erik Bradford, 2023-24
Most Assists, Game	5	Quinn Preston vs. Bloomington, Jan. 26, 2025
Most PIM, Season	194	Chaz Reddekopp, 2023-24
Most PIM, Game	22	Elgin Reid vs. Toledo, Feb. 3, 2012

Goaltenders

Most Appearances	64	Joel Martin, 2015-16
Most Minutes Played	3,777	Joel Martin, 2015-16
Most Wins	36	Joel Martin, 2015-16
Most Losses	24	Joel Martin, 2012-13
Most OT/SO Losses	7	Joel Martin, 2012-13
Most Shots	2,269	Joel Martin, 2015-16
Most Saves	2,084	Joel Martin, 2015-16
Most Shutouts	3	Joel Martin, 2015-16 Joel Martin, 2013-14 Ryan Nie, 2009-10
Lowest GAA	2.35	Jordan Binnington, 2013-14
Best Save Percentage	.924	Joel Martin, 2012-13

Team

Most Points	94	2009-10
Fewest Points	64	2022-23
Most Wins	42	2013-14 2009-10
Fewest Wins	29	2022-23
Most Losses	37	2022-23
Fewest Losses	20	2009-10
Most Goals	273	2009-10
Fewest Goals Against	197	2013-14
Most Penalty Minutes	1,325	2009-10

Longest Winning Streak

Overall	8	Mar. 22-Apr. 6, 2016 Mar. 1-17, 2014
Home	6	Feb. 12-Mar. 6, 2011 Jan. 2-30, 2010; Feb. 12-28, 2010
Road	7	Mar. 13-Apr. 6, 2016

Longest Winless Streak

Overall	9	Nov. 12-Dec. 13, 2014
Home	7	Nov. 12-Dec. 3, 2014
Road	9	Jan. 13-Feb. 17, 2010

Regular Season Game Attendance Record
5,576 vs. Evansville, Oct. 26, 2013
Postseason Game Attendance Record
3,863 vs. Alaska, May 20, 2011
Regular Season Attendance Record
137,727, 2024-25

Playoff Record vs. Current Teams

	Series	W	L	GP	W	L	GF	GA	Last Mtg	Rnd	Result
Cincinnati	1	0	1	6	2	4	12	20	2019	DSF	L 2-4
Florida	2	1	1	9	4	5	21	30	2012	CF	L 1-4
Fort Wayne	1	0	1	5	1	4	11	19	2015	DSF	L 1-4
Greenville	1	0	1	6	2	4	13	14	2014	CQF	L 2-4
Reading	2	1	1	9	6	3	38	35	2011	CSF	W 4-0
South Carolina	2	1	1	10	5	5	30	30	2016	CQF	L 1-4
Toledo	2	0	2	11	3	8	33	44	2024	DSF	L 0-4
Wheeling	2	2	0	10	7	3	36	21	2012	CQF	W 3-1

All-Time Playoff Results

Year	Round	Opponent	Result	GF	GA	OT
2024	DSF	Toledo	L 0-4	8	18	0-1
2019	DSF	Cincinnati	L 2-4	12	20	0-0
2017	DSF	Toledo	L 3-4	25	26	0-0
2016	CQF	South Carolina	L 1-4	11	20	0-0
2015	DSF	Fort Wayne	L 1-4	11	19	0-0
2014	CQF	Greenville	L 2-4	13	14	0-2
2012	CF	Florida	L 1-4	7	21	0-0
	CSF	South Carolina	W 4-1	19	10	0-0
	CQF	Wheeling	W 3-1	14	9	0-0
2011	Finals	Alaska	L 1-4	14	21	0-1
	CF	Wheeling	W 4-2	22	12	0-1
	CSF	Reading	W 4-0	23	15	0-0
	CQF	Florida	W 3-1	14	9	0-0
2010	CQF	Reading	L 2-3	15	20	2-1

2025-26 Regular Season Statistics

PLAYER	Pos	GP	G	A	PTS	+/-	PIM	PP	PPA	SH	SHA	GW	FG	OT	UA	EN	SOG	SOA	Shots	Sh%
Zach Okabe	F	65	19	37	56	8	10	1	12	0	0	7	4	1	1	1	2	4	116	16.4
Quinn Preston	F	69	21	32	53	-2	54	7	6	0	1	2	4	0	3	0	0	2	171	12.3
Nolan Walker	F	69	20	32	52	-1	8	4	12	0	1	3	5	1	2	1	0	1	113	17.7
Davis Pennington	D	70	3	39	42	-1	42	1	10	0	0	0	1	0	1	1	0	0	151	2.0
Colin Bilek	F	71	22	18	40	-17	100	10	3	1	0	1	3	0	0	0	1	4	167	13.2
Andre Ghantous	F	72	16	23	39	-20	59	4	3	0	0	7	1	3	0	0	0	1	127	12.6
Griffin Ness	F	34	5	12	17	3	16	1	1	1	2	2	1	0	3	0	0	1	33	15.2
TOTALS		58	11	21	32	-3	42	3	4	1	2	2	1	0	4	0	0	1	74	14.9
Ryan Cox	F	72	17	13	30	-7	36	1	1	4	0	3	4	1	0	0	0	1	134	12.7
Hunter Strand	F	63	14	16	30	3	12	3	3	2	0	1	1	0	1	0	0	0	124	11.3
Jayden Lee	D	64	6	24	30	-7	20	2	8	0	1	2	1	2	0	0	0	0	106	5.7
Josh Bloom	F	19	15	13	28	-6	10	3	3	0	1	1	2	0	1	1	0	1	61	24.6
David Keefer	F	45	6	22	28	-4	16	0	9	0	0	1	2	0	0	0	0	1	45	13.3
Jackson Kunz	F	36	12	10	22	-2	8	3	1	0	0	2	1	0	1	1	0	0	72	16.7
Collin Saccoman	D	67	8	14	22	8	56	0	1	0	0	1	0	0	0	0	0	0	106	7.5
Robby Drazner	D	52	4	11	15	-2	24	0	1	0	1	0	0	0	0	0	0	0	57	7.0
Evan Dougherty	F	54	7	7	14	4	92	0	0	0	1	1	0	0	0	0	0	1	65	10.8
Antonio Venuto	F	22	5	9	14	3	4	0	1	0	0	0	0	0	0	0	0	1	48	10.4
Matt Berry	F	11	1	4	5	3	0	0	0	0	0	1	0	0	0	0	0	0	11	9.1
TOTALS		24	2	9	11	0	0	1	0	0	0	1	0	0	0	0	0	0	29	6.9
Powell Connor	D	62	2	9	11	-6	127	0	0	0	0	0	1	0	0	0	0	1	78	2.6
Kylor Wall	D	50	4	6	10	-14	38	0	0	0	0	0	0	0	0	0	0	0	77	5.2
Colson Gengenbach	F	26	3	6	9	1	18	0	1	0	0	0	2	0	0	0	0	0	38	7.9
Derek Daschke	D	9	5	3	8	-2	12	1	1	0	1	0	1	0	0	0	0	1	20	25.0
Kishaun Gervais	F	5	1	0	1	-1	15	0	0	0	0	0	0	0	0	0	0	0	3	33.3
TOTALS		26	3	4	7	-2	71	0	0	0	0	2	0	0	0	0	0	0	30	10.0
Cam Knuble	F	43	2	4	6	-8	2	0	0	0	0	0	0	0	1	0	0	0	16	12.5
Spencer Kennedy	F	26	1	5	6	1	104	0	0	0	0	0	0	0	0	0	0	0	22	4.5
Orlando Mainolfi	D	22	1	4	5	3	14	0	0	0	0	0	0	0	0	0	0	0	17	5.9
Nick Poisson	F	9	2	1	3	4	0	0	0	0	0	0	0	0	0	0	0	0	14	14.3
Jack Jaunich	F	12	2	1	3	-1	2	0	0	0	0	0	0	0	0	0	0	0	16	12.5
Todd Skirving	F	29	0	3	3	-12	12	0	1	0	0	0	0	0	0	0	0	0	38	0.0
Brendan Dowler	D	4	0	1	1	2	9	0	0	0	0	0	0	0	0	0	0	0	6	0.0
TOTALS		15	1	1	2	7	9	0	0	0	0	0	0	0	0	0	0	0	17	5.9
Ryan Helliwell	D	5	0	2	2	-1	2	0	1	0	0	0	0	0	0	0	0	0	3	0.0
Jonathan Lemieux	G	26	0	2	2	0	2	0	1	0	0	0	0	0	0	0	0	0	0	0.0
Raymond Brice	F	3	1	0	1	2	0	0	0	0	0	0	1	0	0	0	0	0	2	50.0
Blake Christensen	F	6	1	0	1	-5	4	0	0	0	0	0	0	0	0	0	0	0	9	11.1
Greg Japchen	D	13	1	0	1	4	6	0	0	0	0	0	0	0	1	1	0	0	21	4.8
Aku Koskenvuo	G	22	0	1	1	0	0	0	0	0	1	0	0	0	0	0	0	0	0	0.0
Nathan Berke	F	1	0	0	0	0	0	0	0	0	0	0	0	0	0	0	0	0	2	0.0
Garrett Devine	C	1	0	0	0	-2	0	0	0	0	0	0	0	0	0	0	0	0	1	0.0
Luke Morgan	F	1	0	0	0	0	0	0	0	0	0	0	0	0	0	0	0	0	3	0.0
Colton Young	F	2	0	0	0	-1	0	0	0	0	0	0	0	0	0	0	0	0	5	0.0
Noah Kane	LW	2	0	0	0	-1	0	0	0	0	0	0	0	0	0	0	0	0	1	0.0
TOTALS		3	0	0	0	-2	0	0	0	0	0	0	0	0	0	0	0	0	2	0.0
Hunter Vorva	G	3	0	0	0	0	0	0	0	0	0	0	0	0	0	0	0	0	0	0.0
Ryan Dickinson	D	6	0	0	0	-5	0	0	0	0	0	0	0	0	0	0	0	0	1	0.0
Luke Pavicich	G	7	0	0	0	0	0	0	0	0	0	0	0	0	0	0	0	0	0	0.0
Tyriq Outen	G	4	0	0	0	0	0	0	0	0	0	0	0	0	0	0	0	0	0	0.0
TOTALS		8	0	0	0	0	2	0	0	0	0	0	0	0	0	0	0	0	0	0.0
Ty Young	G	13	0	0	0	0	0	0	0	0	0	0	0	0	0	0	0	0	0	0.0
BENCH		72	1				2												1	
TEAM TOTALS		**72**	**228**	**384**	**612**	**-79**	**936**	**41**	**80**	**8**	**10**	**35**	**35**	**8**	**15**	**6**	**3**	**20**	**2101**	**10.8**

GOALIE	GP	MINS	W	L	OTL	SL	SO	EN	GA	GAA	SOGP	SOW	SA	SVS	SV%
Jonathan Lemieux	26	1523	11	9	1	3	0	3	75	2.95	3	0	796	721	0.906
Aku Koskenvuo	22	1314	12	10	0	0	1	3	69	3.15	0	0	750	681	0.908
Ty Young	13	735	7	5	1	0	0	3	40	3.26	0	0	383	343	0.896
Luke Pavicich	7	377	2	4	1	0	0	1	21	3.34	1	1	215	194	0.902
Tyriq Outen	4	250	3	1	0	0	0	0	16	3.83	0	0	137	121	0.883
TOTALS	8	437	5	2	0	1	0	0	27	3.70	1	0	225	198	0.880
Hunter Vorva	3	140	1	1	0	0	0	0	12	5.16	0	0	72	60	0.833
Empty Net		43							10				10		
TEAM TOTALS	**72**	**4339**	**36**	**30**	**3**	**3**	**1**	**10**	**243**	**3.33**	**4**	**1**	**2363**	**2120**	**0.897**

Joel Martin
Head Coach/Director of Hockey Operations

After serving as the team's assistant coach for the previous three seasons, Joel Martin has named Kalamazoo's head coach/and director of hockey operations on Aug. 15, 2022. During his tenure as an assistant, Martin helped the team clinch a postseason berth and was an integral part of the team's goaltending, defensive and special teams development and performance. Prior to his time as an assistant with the K-Wings, Martin played 15 seasons of professional hockey across every level as a goaltender. Nine of those seasons were spent with the K-Wings, setting multiple franchise records and winning the 2006 United Hockey League Colonial Cup title. Martin retired from playing after the 2017-18 season. His career numbers slot him as the K-Wings current all-time goaltending career leader in games played (422), saves (12,310), wins (229), shutouts (21), and minutes played (24,755). Martin also currently sits top four in every major single-season goaltending statistical category in Kalamazoo Wings history. Martin was inducted into the ECHL Hall of Fame as part of the 14th class in 2022. He ranks third all-time in ECHL history in goaltender appearances (394), second in minutes played (22,962), fifth in wins (200) and tied for eighth in shutouts (15). A native of Fort Worth, Texas, Martin moved to Three Hills, Alberta as a young child. He quickly established himself as a budding talent and spent three seasons in the Western Hockey League with Lethbridge, Tri-City, Vancouver and Calgary. Martin joins Cincinnati Cyclones' head coach Jason Payne as the only two black head coaches in men's professional hockey. Both are active members of the NHL Coaches Association BIOPC (Black, Indigenous and People of Color), and the hire is the fourth head coach of color in the ECHL's 35-year history. As the seventh BIPOC head coach in men's professional hockey history, Martin also joins Dirk Graham (Chicago Blackhawks, NHL, 1998-99), John Paris, Jr. (Atlanta Knights, IHL, 1994-1995), Shawn Wheeler (Charlotte Checkers, ECHL, 1998-2000), Graeme Townsend (Macon Whoope, Greensboro Generals, CHL/ECHL, 1999-2002), and Leo Thomas (Macon Mayhem, SPHL, 2018-2019).

Coaching Record		**Regular Season**				**Playoffs**		
Season	**Team**	**Games**	**W**	**L**	**T**	**Games**	**W**	**L**
2022-23	**Kalamazoo Wings (ECHL)**	**72**	**29**	**37**	**6**	**--**	**--**	**--**
2023-24	**Kalamazoo Wings (ECHL)**	**72**	**38**	**30**	**4**	**4**	**0**	**4**
2024-25	**Kalamazoo Wings (ECHL)**	**72**	**31**	**33**	**8**	**--**	**--**	**--**
2025-26	**Kalamazoo Wings (ECHL)**	**72**	**36**	**30**	**6**	**--**	**--**	**--**
	ECHL Totals	**288**	**134**	**130**	**24**	**4**	**0**	**4**

Coaching History

Year	**Coach**	**STD**	**W**	**L**	**T**	**PTS**	**Playoffs**
2025-26	Joel Martin	5-C	36	30	6	78	Out of Playoffs
2024-25	Joel Martin	5-C	31	33	8	70	Out of Playoffs
2023-24	Joel Martin	4-C	38	30	4	80	Lost Division Semifinals
2022-23	Joel Martin	5-C	29	37	6	64	Out of Playoffs
2021-22	Nick Bootland	5-C	36	35	1	73	Out of Playoffs
2019-20	Nick Bootland	5-C	23	30	8	54	No Playoffs due to COVID-19
2018-19	Nick Bootland	4-C	36	31	5	77	Lost Division Semifinals
2017-18	Nick Bootland	5-C	34	31	7	75	Out of Playoffs
2016-17	Nick Bootland	4-C	38	30	4	80	Lost Division Semifinals
2015-16	Nick Bootland	3-N	38	28	6	82	Lost Conference Quarterfinals
2014-15	Nick Bootland	3-N	36	30	6	78	Lost Division Semifinals
2013-14	Nick Bootland	1-N	42	22	8	92	Lost Conference Quarterfinals
2012-13	Nick Bootland	3-N	34	30	8	76	Out of Playoffs
2011-12	Nick Bootland	1-N	38	26	8	84	Lost Conference Finals
2010-11	Nick Bootland	1-N	40	24	8	88	Lost Kelly Cup Finals
2009-10	Nick Bootland	1-N	42	20	10	94	Lost Conference Quarterfinals

2026-27 Schedule

Sat.	Oct. 17	at Bloomington	**Fri.**	**Dec. 18**	**Fort Wayne**	Wed.	Feb. 10	at Indy
Sat.	Oct. 24	at Reading	Sun.	Dec. 20	at Fort Wayne	Sat.	Feb. 13	at Toledo
Sun.	Oct. 25	at Reading	**Sat.**	**Dec. 26**	**Cincinnati**	**Wed.**	**Feb. 17**	**Fort Wayne**
Fri.	**Oct. 30**	**Toledo**	Sun.	Dec. 27	at Fort Wayne	**Fri.**	**Feb. 19**	**Norfolk**
Sat.	**Oct. 31**	**Bloomington**	Tue.	Dec. 29	at Cincinnati	**Sat.**	**Feb. 20**	**Norfolk**
Wed.	**Nov. 4**	**Toledo**	**Thu.**	**Dec. 31**	**Toledo**	Tue.	Feb. 23	at Bloomington
Fri.	**Nov. 6**	**Toledo**	Fri.	Jan. 1	at Toledo	Thu.	Feb. 25	at Trenton
Sat.	Nov. 7	at Indy	Sat.	Jan. 2	at Wheeling	Sat.	Feb. 27	at Adirondack
Sun.	**Nov. 8**	**Fort Wayne**	**Wed.**	**Jan. 6**	**Fort Wayne**	Sun.	Feb. 28	at Adirondack
Fri.	**Nov. 13**	**New Mexico**	Fri.	Jan. 8	at Bloomington	**Fri.**	**Mar. 5**	**Savannah**
Sat.	**Nov. 14**	**New Mexico**	**Sat.**	**Jan. 9**	**Cincinnati**	**Sat.**	**Mar. 6**	**Savannah**
Sun.	**Nov. 15**	**New Mexico**	**Sun.**	**Jan. 10**	**Indy**	Wed.	Mar. 10	at Fort Wayne
Fri.	Nov. 20	at Reading	**Fri.**	**Jan. 15**	**Bloomington**	**Fri.**	**Mar. 12**	**Fort Wayne**
Sat.	Nov. 21	at Wheeling	**Sat.**	**Jan. 16**	**Bloomington**	**Sat.**	**Mar. 13**	**Indy**
Sun.	Nov. 22	at Wheeling	Mon.	Jan. 18	at Cincinnati	Sun.	Mar. 14	at Toledo
Wed.	**Nov. 25**	**Toledo**	Fri.	Jan. 22	at Indy	Fri,	Mar. 19	at Cincinnati
Fri	Nov. 27	at Cincinnati	**Sat.**	**Jan. 23**	**Indy**	Sat.	Mar. 20	at Cincinnati
Sat.	**Nov. 28**	**Wheeling**	Sun.	Jan. 24	at Toledo	**Mon.**	**Mar. 22**	**Indy**
Sun.	**Nov. 29**	**Cincinnati**	Fri.	Jan. 29	at Cincinnati	Wed.	Mar. 31	at Idaho
Fri.	Dec. 4	at Bloomington	**Sat.**	**Jan. 30**	**Cincinnai**	Fri.	Apr. 2	at Idaho
Sat.	Dec. 5	at Bloomington	**Sun.**	**Jan. 31**	**Toledo**	Sat.	Apr. 3	at Idaho
Fri.	**Dec. 11**	**Wheeling**	**Fri.**	**Feb. 5**	**Toledo**	Fri.	Apr. 9	at Toledo
Sat.	Dec. 12	at Cincinnati	**Sat.**	**Feb. 6**	**Indy**	**Sat.**	**Apr. 10**	**Bloomington**
Sun.	**Dec. 13**	**Fort Wayne**	Sun.	Feb. 7	at Fort Wayne	**Sun.**	**Apr. 11**	**Bloomington**

2025-26 Results

Oct. 18	**Fort Wayne**	**5-6**	**Dec. 31**	**Toledo**	**3-5**	Feb. 24	at Indy	2-6
Oct. 24	**Iowa**	**1-5**	Jan. 3	at Indy	2-4	Feb. 27	at Wheeling	2-7
Oct. 25	**Iowa**	**5-4***	**Jan. 4**	**Indy**	**2-3#**	Feb. 28	at Cincinnati	2-4
Oct. 31	at Bloomington	2-4	Jan. 7	at Bloomington	3-4	Mar. 1	at Cincinnati	6-5
Nov. 2	**Indy**	**2-3**	**Jan. 10**	**Iowa**	**2-1**	**Mar. 6**	**Jacksonville**	**6-5***
Nov. 7	**Toledo**	**5-4**	**Jan. 11**	**Iowa**	**4-3**	**Mar. 7**	**Jacksonville**	**3-6**
Nov. 8	at Toledo	2-5	Jan. 14	at Iowa	3-2	**Mar. 8**	**Jacksonville**	**4-1**
Nov. 9	**Bloomington**	**4-3#**	**Jan. 16**	**Indy**	**1-4**	Mar. 13	at Bloomington	6-2
Nov. 14	**Fort Wayne**	**3-5**	Jan. 17	at Indy	3-2*	**Mar. 14**	**Indy**	**2-3**
Nov. 15	**Cincinnati**	**4-5**	Jan. 19	at Cincinnati	6-5	**Mar. 20**	**Rapid City**	**3-2**
Nov. 16	**Cincinnatti**	**1-4**	Jan. 23	at Toledo	1-2	**Mar. 21**	**Rapid City**	**2-3**
Nov. 19	at Iowa	5-1	**Jan. 24**	**Toledo**	**2-1***	**Mar. 22**	**Rapid City**	**6-1**
Nov. 22	at Fort Wayne	1-3	**Jan. 30**	**Toledo**	**1-5**	Mar. 27	at Adirondack	4-3
Nov. 26	**Fort Wayne**	**2-1***	Jan. 31	at Toledo	3-2	Mar. 28	at Adirondack	6-1
Nov. 27	at Fort Wayne	2-3*	**Feb. 1**	**Bloomington**	**3-4#**	Mar. 29	at Adirondack	2-1
Nov. 28	**Cincinnatti**	**2-3***	**Feb. 4**	**Cincinnati**	**4-5***	**Apr. 3**	**Toledo**	**2-6**
Dec. 5	at Bloomington	4-3	**Feb. 6**	**Bloomington**	**2-5**	Apr. 4	at Indy	2-0
Dec. 6	at Bloomington	1-5	**Feb. 7**	**Bloomington**	**5-2**	Apr. 5	at Bloomington	3-1
Dec. 10	**Bloomington**	**4-5#**	Feb. 11	at Iowa	7-3	Apr. 10	at Fort Wayne	1-5
Dec. 12	at Cincinnati	3-2*	Feb. 13	at Iowa	2-5	**Apr. 11**	**Fort Wayne**	**2-6**
Dec. 13	at Fort Wayne	5-4	Feb. 14	at Iowa	4-6	**Apr. 12**	**Cincinnati**	**2-1**
Dec. 14	**Fort Wayne**	**0-4**	Feb. 18	at Cincinnatti	6-4	Apr. 17	at Cincinnati	5-4
Dec. 19	at Bloomington	6-2	**Feb. 20**	**Indy**	**4-3***	Apr. 18	at Cincinnati	4-1
Dec. 20	at Bloomington	2-1	**Feb. 21**	**Indy**	**4-3***	Apr. 19	at Fort Wayne	3-4

* - Overtime # - Shootout

Toni Will
Governor/General Manager

A lifelong resident of the Kalamazoo area, and a proud Western Michigan University graduate, Toni Will arrived to the Kalamazoo Wings Hockey Club in March 2015, as the team's director of sales. Since then, her sole effort has been to help continue the year-over-year growth of the hockey club's corporate partnerships and attendance growth. In early 2017, Daniels was named as the team's alternate governor and business operations director and oversees the day-to-day operations of the team. Prior to her tenure with the Wings, she spent time in banking and was chamber executive vice president at Southwest Michigan First, where her efforts were centered towards the growth of small business in the Chamber of Commerce. As an active member of the community, Daniels sits on the boards of Buy Local Kalamazoo, the Trikats Triathlon Club, the Kalamazoo Strong Organization and the Friends of Kalamazoo Parks and Rec. Daniels is an avid athlete who has completed over 50 triathlons, 20 half-marathons, four full marathons, and two Ironman competitions.

3600 Vanrick Drive, Kalamazoo, MI 49001

Office . . . . . .(269) 345-1125
Arena . . . . . .Wings Event Center
Radio Station . . . . .WKZO 590AM/106.9FM
Team Colors . . . . . .Red, White, Blue
Email . . . . . .ccadeau@kwings.com
Capacity 5,113
Broadcaster . . . . . .Chris Cadeau

Team Directory

Owner . . . . . .William D. Johnston
Governor/General Manager . . . . . .Toni Will
Director of Hockey Operations/Head Coach . . . . . .Joel Martin
Assistant Coaches . . . . . .Billy McCreary and Tanner Sorenson
Executive Assistant . . . . . .Keli Ekola
Game Operations/Community Relations Manager . . . . . Clay Coltson
Senior Sales Managers . . . . . Travis McCormick and TJ Scott
Director of Public Relations/Broadcaster . . . . . Chris Cadeau
Video Producer. . . . . .Tim Hindbaugh
Sales Associate . . . . . .Haydin Hutson
Director of Sales . . . . . Joe Roberts
Video Coach . . . . . .Logan Thorne
Athletic Trainer . . . . . .Cody Lindhorst
Equipment Manager . . . . . .Evan Watts

Kansas City Mavericks

NHL Affiliate: Seattle Kraken **AHL Affiliate:** Coachella Valley Firebirds

Year-by-Year Record

		Home					Away					Overall							
Season	GP	W	L	T	OT	SO	W	L	T	OT	SO	W	L	T	OT	SO	GF	GA	PTS
2025-26	72	27	8	1	5-1	0-0	28	4	4	1-2	2-0	55	12	5	6-3	0-2	255	159	115
2024-25	72	23	10	3	3-0	1-1	26	8	2	5-2	1-0	49	18	5	6-4	2-1	256	178	103
2023-24	72	25	8	3	1-2	2-1	29	4	3	4-2	0-1	54	12	6	5-4	2-2	305	202	114
2022-23	72	21	8	7	1-6	0-1	13	22	1	4-0	0-1	34	30	8	5-6	0-2	222	224	76
2021-22	72	19	14	3	3-1	2-2	13	19	4	4-4	0-0	32	33	7	7-5	2-2	210	243	71
2020-21	72	15	15	6	3-6	0-0	16	16	4	4-2	1-2	31	31	10	7-8	1-2	205	226	72
2019-20	61	14	16	2	3-1	1-1	10	16	3	2-3	1-0	24	32	5	5-4	2-1	167	217	53
2018-19	72	24	10	2	5-1	0-1	12	20	4	0-3	1-1	36	30	6	5-4	1-2	234	228	78
2017-18	72	18	16	2	1-0	1-2	16	16	4	3-4	2-0	34	32	6	4-4	3-2	204	223	74
2016-17	72	19	14	3	5-1	1-2	14	16	6	3-3	2-3	33	30	9	8-4	3-5	233	241	75
2015-16	72	29	6	1	3-0	0-1	23	9	4	3-3	2-1	52	15	5	6-3	2-2	234	162	109
2014-15	72	14	18	4	0-1	1-3	14	17	5	3-4	1-1	28	35	9	3-5	2-4	192	231	65

T - Includes Overtime and Shootout Losses

Year-by-Year Results

Season	Finished	Result	Season	Finished	Result
2026	1st, Mountain	Lost Kelly Cup Finals	2020	7th, Mountain	No Playoffs due to COVID-19
2025	1st, Mountain	Lost Conference Finals	2019	4th, Mountain	Lost Division Semifinals
2024	1st, Mountain	Lost Kelly Cup Finals	2018	6th, Central	Out of Playoffs
2023	3rd, Mountain	Lost Division Semifinals	2017	5th, Mountain	Out of Playoffs
2022	6th, Mountain	Out of Playoffs	2016	1st Central	Lost Conference Semifinals
2021	6th, Western	Out of Playoffs	2015	6th, Central	Out of Playoffs

All-Time Record vs. Other Clubs

Team	W-L-T	Team	W-L-T	Team	W-L-T	Team	W-L-T
Adirondack	0-0-0	Greensboro	0-0-0	New Mexico	0-0-0	Tahoe	10-2-1
Allen	62-48-9	Greenville	2-3-0	Norfolk	0-0-0	Toledo	4-10-0
Atlanta	1-2-0	Idaho	21-20-8	Orlando	4-2-0	Trenton	0-0-0
Bloomington	1-0-1	Indy	16-10-8	Rapid City	35-26-13	Tulsa	77-42-5
Cincinnati	13-5-3	Jacksonville	1-0-0	Reading	0-0-0	Trois-Rivieres	0-0-0
Florida	3-4-0	Kalamazoo	4-6-0	Savannah	2-0-1	Wheeling	4-2-1
Fort Wayne	11-7-4	Maine	1-1-0	South Carolina	1-4-0	Wichita	93-57-12
						Worcester	1-0-0

Web - KCMavericks.com

Club Records

Players

Most Points, Season	87	Patrick Curry, 2023-24
Most Points, Game	6	Cade Borchardt at Utah, Dec. 7, 2024
		Patrick Curry vs. Allen, Dec. 13, 2023
Most Goals, Season	40	Cade Borchardt, 2024-25
Most Goals, Game	4	four times, most recent:
		Cade Borchardt at Utah, Dec. 7, 2024
Most Assists, Season	72	Marcus Crawford, 2025-26
Most Assists, Game	5	Cade Borchardt vs. Allen, Dec. 13, 2023
		Rob Bordson vs. Indy, Mar. 20, 2021
Most PIM, Season	258	Mikael Robidoux, 2021-22
Most PIM, Game	49	Loren Ulett vs. Cincinnati, Mar. 10, 2019

Goaltenders

Most Appearances	54	Shane Starrett, 2022-23
Most Minutes	3,045	Shane Starrett, 2022-23
Most Wins	28	Josh Robinson, 2015-16
Most Losses	21	Shane Starrett, 2022-23
Most OT/SO Losses	5	Shane Starrett, 2022-23
		Josh Robinson, 2016-17
Most Shots	1,569	Shane Starrett, 2022-23
Most Saves	1,433	Shane Starrett, 2022-23
Most Shutouts	5	Jack LaFontaine, 2024-25
Lowest GAA	1.88	Josh Robinson, 2015-16
Best Save Percentage	.931	Josh Robinson, 2015-16

Team

Most Points	115	2025-26
Fewest Points	65	2014-15
Most Wins	55	2025-26
Fewest Wins	28	2014-15
Most Losses	35	2014-15
Fewest Losses	12	2025-26
Most Goals Scored	305	2023-24
Fewest Goals Against	162	2015-26
Most Penalty Minutes	1,426	2014-15

Longest Winning Streak

Overall	14	Dec. 20, 2025-Jan. 24, 2026
		Nov. 4-Dec. 5, 2015
Home	16	Dec. 20, 2025-Feb. 25, 2026
Road	8	Oct. 20-Nov. 19, 2023
		Nov. 4-Dec. 2, 2015

Longest Winless Streak

Overall	8	Feb. 2-18, 2018
Home	7	Dec. 20, 2014-Jan. 7, 2015
Road	7	Jan. 10-Feb. 18, 2015

Regular Season Game Attendance Record
5,900 vs. Wichita, Dec. 31, 2018
Postseason Game Attendance Record
5,867 vs, Idaho, May 4, 2024
Regular Season Attendance Record
191,427, 2014-15

Playoff Record vs. Current Teams

	Series	W	L	GP	W	L	GF	GA	Last Mtg	Rnd	Result
Allen	3	1	2	16	8	8	38	40	2026	DF	W 4-0
Florida	2	0	2	11	3	8	33	40	2026	Finals	L 2-4
Fort Wayne	1	1	0	6	4	2	23	18	2026	CF	W 4-2
Idaho	1	1	0	5	4	1	22	16	2024	DF	W 4-1
Tahoe	2	2	0	8	8	0	34	9	2026	DSF	W 4-0
Toledo	2	1	1	11	5	6	32	29	2025	CF	L 1-4
Tulsa	3	2	1	17	11	6	51	43	2025	DSF	W 4-2

All-Time Playoff Results

Year	Round	Opponent	Result	GF	GA	OT
2026	Finals	Florida	L 2-4	20	17	0-3
	CF	Fort Wayne	W 4-2	23	18	1-0
	DF	Allen	W 4-0	15	8	0-0
	DSF	Tahoe	W 4-0	17	5	1-0
2025	CF	Toledo	L 1-4	11	17	0-0
	DF	Tahoe	W 4-0	17	4	0-0
	DSF	Tulsa	W 4-2	17	11	1-0
2024	Finals	Florida	L 1-4	13	23	0-1
	CF	Toledo	W 4-2	21	12	1-0
	DF	Idaho	W 4-1	22	16	1-0
	DSF	Tulsa	W 4-0	12	6	0-0

Year	Round	Opponent	Result	GF	GA	OT
2023	DSF	Allen	L 2-4	11	13	0-1
2019	DSF	Tulsa	L 3-4	22	26	0-1
2016	CSF	Allen	L 2-4	12	19	0-0
	CQF	Quad City	W 4-0	16	7	0-0

2025-26 Regular Season Statistics

PLAYER	Pos	GP	G	A	PTS	+/-	PIM	PP	PPA	SH	SHA	GW	FG	OT	UA	EN	SOG	SOA	Shots	Sh%
Marcus Crawford	D	70	14	72	86	49	125	6	33	0	0	5	0	1	1	4	0	2	186	7.5
Jackson Jutting	F	66	30	29	59	11	25	9	9	1	0	11	3	1	1	1	0	1	204	14.7
Casey Carreau	F	72	23	28	51	31	30	2	11	1	0	3	4	0	3	1	0	2	191	12.0
Jack Randl	F	72	23	26	49	13	16	6	13	0	1	4	4	1	0	1	0	1	190	12.1
David Cotton	F	68	27	20	47	25	26	13	5	0	0	8	7	0	1	0	1	2	134	20.1
Bobo Carpenter	F	42	25	18	43	19	20	5	10	0	0	5	9	1	2	1	0	1	154	16.2
Landon McCallum	F	55	13	30	43	4	42	4	12	0	0	2	1	0	0	2	0	1	94	13.8
Justin Janicke	F	56	15	19	34	20	41	4	2	0	0	2	4	0	2	0	0	0	126	11.9
Luke Loheit	F	64	11	22	33	4	55	1	9	3	0	2	3	1	2	0	0	1	148	7.4
Nolan Sullivan	F	70	9	22	31	10	50	0	1	0	2	1	2	0	2	1	0	0	120	7.5
Lucas Sowder	F	53	14	13	27	17	16	4	4	0	1	4	1	0	1	0	0	1	77	18.2
Jackson Berezowski	F	58	15	11	26	9	43	8	1	0	0	2	1	0	1	2	0	0	106	14.2
Drake Burgin	D	63	2	24	26	6	28	0	4	0	0	0	0	0	0	1	0	0	80	2.5
Jake McLaughlin	D	68	4	16	20	13	72	0	2	1	1	1	0	0	0	1	0	0	78	5.1
Luke LaMaster	D	50	4	12	16	2	8	1	2	0	0	1	1	0	1	0	0	0	59	6.8
TOTALS		51	4	13	17	3	8	1	2	0	0	1	1	0	1	0	0	0	60	6.7
Jimmy Glynn	F	42	5	9	14	8	12	0	0	0	0	1	0	1	2	0	0	0	52	9.6
Zach Uens	D	32	3	11	14	28	26	1	3	1	0	1	0	0	1	0	0	0	74	4.1
Hudson Wilson	D	63	5	7	12	17	92	0	0	0	1	0	1	0	1	2	0	0	79	6.3
James Marooney	D	15	0	4	4	1	4	0	0	0	0	0	0	0	0	0	0	0	10	0.0
TOTALS		38	2	7	9	-5	12	0	0	0	0	0	0	0	0	0	0	0	38	5.3
Thomas Farrell	D	51	2	7	9	2	20	0	1	0	0	0	1	0	1	1	0	0	51	3.9
Will Gavin	F	38	4	3	7	5	39	0	0	0	0	0	0	0	0	0	0	0	64	6.3
Liam Gorman	F	4	0	0	0	-1	4	0	0	0	0	0	0	0	0	0	0	0	2	0.0
TOTALS		36	4	2	6	-1	21	0	0	0	0	1	2	0	0	0	0	0	30	13.3
Chase Brand	F	46	1	4	5	0	8	0	0	0	0	0	0	0	0	0	0	0	37	2.7
Colby MacArthur	F	13	2	2	4	3	9	0	0	0	0	1	1	0	0	0	0	0	29	6.9
Tyler Schleppe	F	13	1	2	3	2	0	0	0	0	0	0	1	0	0	0	0	0	15	6.7
Charlie Wright	D	12	2	0	2	-1	0	0	0	0	0	0	0	0	0	0	0	0	12	16.7
Tabor Heaslip	F	5	1	1	2	2	2	0	0	0	0	1	0	0	0	0	0	0	8	12.5
Jakov Novak	F	6	0	2	2	3	4	0	0	0	0	0	0	0	0	0	0	0	17	0.0
Ryan Jones	D	5	0	1	1	2	4	0	0	0	0	0	0	0	0	0	0	0	8	0.0
Jack LaFontaine	G	29	0	1	1	0	4	0	0	0	0	0	0	0	0	0	0	0	0	0.0
Dylan Wells	G	12	0	0	0	0	0	0	0	0	0	0	0	0	0	0	0	0	0	0.0
TOTALS		34	0	1	1	0	2	0	0	0	0	0	0	0	0	0	0	0	1	0.0
Luke Pavicich	G	1	0	0	0	0	0	0	0	0	0	0	0	0	0	0	0	0	0	0.0
Thomas Messineo	D	3	0	0	0	1	0	0	0	0	0	0	0	0	0	0	0	0	5	0.0
Kyle Pow	D	8	0	0	0	-1	18	0	0	0	0	0	0	0	0	0	0	0	2	0.0
Ian Shane	G	8	0	0	0	0	2	0	0	0	0	0	0	0	0	0	0	0	0	0.0
Logan Terness	G	24	0	0	0	0	0	0	0	0	0	0	0	0	0	0	0	0	0	0.0
BENCH		72	0				12												0	
TEAM TOTALS		**72**	**255**	**416**	**671**	**304**	**857**	**64**	**122**	**7**	**6**	**55**	**44**	**6**	**22**	**18**	**1**	**12**	**2412**	**10.6**

GOALIE	GP	MINS	W	L	OTL	SL	SO	EN	GA	GAA	SOGP	SOW	SA	SVS	SV%
Luke Pavicich	1	60	1	0	0	0	0	0	1	1.00	0	0	30	29	0.967
Jack LaFontaine	29	1704	22	2	3	1	4	1	56	1.97	1	0	782	726	0.928
Logan Terness	24	1436	21	3	0	0	2	0	54	2.26	0	0	623	569	0.913
Ian Shane	8	431	2	4	0	1	0	3	18	2.51	1	0	167	149	0.892
Dylan Wells	12	715	9	3	0	0	3	2	22	1.85	0	0	305	283	0.928
TOTALS	34	1975	16	16	2	0	4	7	111	3.37	0	0	1010	899	0.890
Empty Net		26							6				6		
TEAM TOTALS	**72**	**4346**	**55**	**12**	**3**	**2**	**9**	**6**	**157**	**2.15**	**2**	**0**	**1913**	**1756**	**0.918**

2026 Kelly Cup Playoffs Statistics

PLAYER	Pos	GP	G	A	PTS	+/-	PIM	PP	PPA	SH	SHA	GW	FG	OT	UA	EN	Shots	Sh%
Landon McCallum	F	20	5	12	17	-3	20	4	6	0	0	0	0	0	1	0	39	12.8
Bobo Carpenter	F	20	10	6	16	5	20	1	3	0	0	1	2	0	3	1	62	16.1
Jackson Jutting	F	17	8	8	16	2	8	3	7	1	0	2	2	0	0	0	44	18.2
Jack Randl	F	20	4	12	16	13	20	2	3	0	1	1	1	0	0	0	46	8.7
Marcus Crawford	D	17	2	12	14	1	33	2	9	0	0	1	0	0	0	0	40	5.0
Lucas Sowder	F	19	5	7	12	6	12	2	2	0	0	1	0	1	0	0	22	22.7
David Cotton	F	20	5	7	12	0	2	3	1	0	0	0	0	0	1	0	38	13.2
Jakov Novak	F	14	8	3	11	0	12	0	1	0	0	3	1	1	1	0	30	26.7
Justin Janicke	F	20	4	7	11	6	6	1	3	0	0	0	1	0	0	0	29	13.8
Nolan Sullivan	F	20	3	7	10	9	34	0	0	0	1	1	0	0	1	2	36	8.3
Luke Loheit	F	16	5	3	8	7	35	0	1	0	1	1	1	0	1	1	20	25.0
Jake McLaughlin	D	20	3	5	8	13	22	0	0	0	0	0	1	0	0	0	16	18.8
Casey Carreau	F	14	4	2	6	2	6	0	0	0	0	1	1	0	0	0	33	12.1
Jimmy Glynn	F	15	3	3	6	5	16	0	0	0	0	1	0	0	1	0	17	17.6
Jackson Berezowski	F	20	2	3	5	1	10	1	0	0	0	1	0	0	0	0	26	7.7
Hudson Wilson	D	20	2	3	5	8	57	0	0	1	0	0	0	0	0	0	16	12.5
Ryan Jones	D	20	0	5	5	10	16	0	0	0	0	0	0	0	0	0	13	0.0
Zach Uens	D	15	1	3	4	-2	16	0	1	0	0	0	0	0	0	0	16	6.3
Colby MacArthur	F	4	1	1	2	3	0	0	0	0	0	0	1	0	0	0	3	33.3
Thomas Farrell	D	5	0	2	2	2	0	0	0	0	0	0	0	0	0	0	7	0.0
Drake Burgin	D	14	0	2	2	10	4	0	0	0	0	0	0	0	0	0	9	0.0
Charlie Wright	D	6	0	1	1	2	0	0	0	0	0	0	0	0	0	0	6	0.0
Jack LaFontaine	G	11	0	1	1	0	0	0	0	0	0	0	0	0	0	0	0	0.0
Dylan Wells	G	9	0	0	0	0	0	0	0	0	0	0	0	0	0	0	0	0.0
BENCH		20	0				6										0	
TEAM TOTALS		**20**	**75**	**115**	**190**	**100**	**355**	**19**	**37**	**2**	**3**	**14**	**11**	**2**	**9**	**4**	**568**	**13.2**

GOALIE	GP	MINS	W	L	SO	EN	GA	GAA	SA	SVS	SV%
Dylan Wells	9	565	7	2	1	0	19	2.02	247	228	0.923
Jack LaFontaine	11	697	7	4	1	1	28	2.41	299	271	0.906
Empty Net		4					1		1		
TEAM TOTALS	**20**	**1262**	**14**	**6**	**2**	**1**	**48**	**2.28**	**547**	**499**	**0.912**

Tad O'Had
Head Coach/General Manager

The 2026–27 season marks Tad O'Had's seventh year at the helm of the Kansas City Mavericks. O'Had has led Kansas City to three consecuive Mountain Division titles, as well as Brabham Cup championships and appearances in the Kelly Cup Finals two times in three seasons. In 2024-25, O'Had became the winningest coach in both Mavericks franchise history and Kansas City professional hockey history, while also recording his 200th win as Kansas City's head coach on April 12. A native of Yakima, Washington, O'Had joined Kansas City after seven seasons with the Florida Everblades, serving three years as assistant coach and four years as associate head coach. He was a key member of Florida's defensive success, recruiting efforts, penalty kill, and strength & conditioning programs. Behind the bench for nearly 500 regular-season games and 67 postseason contests, O'Had helped the Everblades to a .699 winning percentage, six playoff berths, five South Division titles, a 2017–18 Brabham Cup, two Eastern Conference Finals appearances, and a Kelly Cup Final appearance. Before his time with the Everblades, O'Had served as head coach and general manager of the Florida Jr. Blades, steering the program to a 112-19-8 record, two USA Hockey Nationals appearances, multiple regular-season titles, and the 2017 USPHL National Championship. Growing up in the Tri-Cities area of Washington, O'Had gravitated towards hockey. He played three years at Millbrook Prep School in New York, junior hockey in the Ontario Provincial Hockey League with the Port Huron Clippers, and collegiate hockey at Connecticut College, where he was team captain. Off the ice, O'Had was a founding member of BlueStreak Sports Training. In 2009, he became Vice President of Hockey for Athletic Republic Headquarters, overseeing 167 training facilities across the USA, Canada, and Russia, earning the Dick Vraa Award for his contributions to the network. In 2017, he was recognized on Gulfshore Business Magazine's Top 40 Under 40 list, honoring influential leaders in Southwest Florida.

Coaching Record

			Regular Season				Playoffs		
Season	**Team**	**Games**	**W**	**L**	**T**	**Games**	**W**	**L**
2020-21	**Kansas City Mavericks (ECHL)**	**72**	**31**	**31**	**10**	**--**	**--**	**--**
2021-22	**Kansas City Mavericks (ECHL)**	**72**	**32**	**33**	**7**	**--**	**--**	**--**
2022-23	**Kansas City Mavericks (ECHL)**	**72**	**34**	**30**	**8**	**6**	**2**	**4**
2023-24	**Kansas City Mavericks (ECHL)**	**72**	**54**	**12**	**6**	**20**	**13**	**7**
2024-25	**Kansas City Mavericks (ECHL)**	**72**	**49**	**18**	**5**	**15**	**9**	**6**
2025-26	**Kansas City Mavericks (ECHL)**	**72**	**55**	**12**	**5**	**20**	**14**	**6**
	ECHL Totals	**432**	**255**	**136**	**41**	**61**	**38**	**23**

Coaching History

Year	Coach	STD	W	L	T	PTS	Playoffs
2025-26	Tad O'Had	1-M	55	12	5	115	Lost Kelly Cup Finals
2024-25	Tad O'Had	1-M	49	18	5	103	Lost Conference Finals
2023-24	Tad O'Had	1-M	54	12	6	114	Lost Kelly Cup Finals
2022-23	Tad O'Had	3-M	34	30	8	76	Lost Division Semifinals
2021-22	Tad O'Had	6-M	32	33	7	71	Out of Playoffs
2020-21	Tad O'Had	6-W	31	31	10	72	Out of Playoffs
2019-20	Kohl Schultz	7-M	6	10	2	14	No Playoffs due to COVID-19
	John-Scott Dickson		18	22	3	39	
2018-19	John-Scott Dickson	4-C	36	30	6	78	Lost Division Semifinals
2017-18	John-Scott Dickson	6-C	34	32	6	74	Out of Playoffs
2016-17	John-Scott Dickson	5-M	33	30	9	75	Out of Playoffs
2015-16	Richard Matvichuk	1-C	52	15	5	109	Lost Conference Semifinals
2014-15	Richard Matvichuk	6-C	28	35	9	65	Out of Playoffs

2026-27 Schedule

Fri.	**Oct. 16**	**Rapid City**	**Wed.**	**Dec. 16**	**Idaho**	**Sat.**	**Feb. 20**	**Tulsa**
Sat.	**Oct. 17**	**Rapid City**	**Fri.**	**Dec. 18**	**Idaho**	**Sun.**	**Feb. 21**	**Tulsa**
Fri.	Oct. 23	at Rapid City	**Sat.**	**Dec. 19**	**Idaho**	Wed.	Feb. 24	at Jacksonville
Sat.	Oct. 24	at Rapid City	**Sat.**	**Dec. 26**	**Wichita**	Thu.	Feb. 25	at Savannah
Sun.	Oct. 25	at Rapid City	**Sun.**	**Dec. 27**	**Wichita**	Sat.	Feb. 27	at Jacksonville
Wed.	Oct. 28	at Tahoe	**Thu.**	**Dec. 31**	**Tulsa**	Sun.	Feb. 28	at Jacksonville
Fri.	Oct. 30	at Tahoe	**Fri.**	**Jan. 1**	**Tulsa**	**Wed.**	**Mar. 3**	**Wichita**
Sat.	Oct. 31	at Tahoe	Sat.	Jan. 2	at Tulsa	**Fri.**	**Mar. 5**	**Idaho**
Fri.	**Nov. 6**	**Tahoe**	**Wed.**	**Jan. 6**	**Wichita**	**Sat.**	**Mar. 6**	**Idaho**
Sat.	**Nov. 7**	**Tahoe**	Fri.	Jan. 8	at Wichita	Fri.	Mar. 12	at Indy
Thu.	**Nov. 12**	**Tulsa**	Sat.	Jan. 9	at Wichita	Sat.	Mar. 13	at Fort Wayne
Fri.	**Nov. 13**	**Allen**	**Fri.**	**Jan. 15**	**Toledo**	Sun.	Mar. 14	at Fort Wayne
Sun.	**Nov. 15**	**Wichita**	**Sat.**	**Jan. 16**	**Toledo**	Wed.	Mar. 17	at Allen
Fri.	Nov. 20	at Allen	Wed.	Jan. 20	at New Mexico	**Fri.**	**Mar. 19**	**New Mexico**
Sat.	Nov. 21	at Allen	Fri.	Jan. 22	at New Mexico	**Sat.**	**Mar. 20**	**New Mexico**
Sun.	Nov. 22	at Wichita	Sat.	Jan. 23	at New Mexico	Wed.	Mar. 24	at Greenville
Fri.	**Nov. 27**	**Wichita**	**Fri.**	**Jan. 29**	**Rapid City**	Fri.	Mar. 26	at Greenville
Sat.	Nov. 28	at Wichita	**Sat.**	**Jan. 30**	**Rapid City**	Sat.	Mar. 27	at Greenville
Thu.	Dec. 3	at Allen	**Sun.**	**Jan. 31**	**Rapid City**	Fri.	Apr. 2	at Wichita
Fri.	Dec. 4	at Tulsa	**Wed.**	**Feb. 3**	**Wichita**	**Sat.**	**Apr. 3**	**Wichita**
Sat.	Dec. 5	at Tulsa	Fri.	Feb. 5	at Wichita	**Sun.**	**Apr. 4**	**Wichita**
Wed.	**Dec. 9**	**Atlanta**	**Sun.**	**Feb. 7**	**Allen**	Wed.	Apr. 7	at Idaho
Fri.	**Dec. 11**	**Atlanta**	Fri.	Feb. 12	at Tulsa	Fri.	Apr. 9	at Idaho
Sun.	**Dec. 13**	**Atlanta**	**Sat.**	**Feb. 13**	**Tulsa**	Sat.	Apr. 10	at Idaho

2025-26 Results

Oct. 17	**Rapid City**	**3-2**	**Jan. 9**	**Tulsa**	**3-2**	Mar. 27	at Wichita	4-1
Oct. 18	**Rapid City**	**2-5**	**Jan. 10**	**Tulsa**	**5-1**	**Mar. 28**	**Wichita**	**3-0**
Oct. 24	at Allen	4-2	Jan. 16	at Utah	4-1	Apr. 1	at Idaho	3-4#
Oct. 25	at Allen	4-1	Jan. 17	at Utah	7-1	Apr. 3	at Idaho	5-4
Oct. 28	at Tulsa	5-1	Jan. 18	at Utah	3-0	Apr. 4	at Idaho	4-3
Oct. 31	**Tulsa**	**2-4**	**Jan. 23**	**Tahoe**	**5-3**	**Apr. 8**	**Tulsa**	**1-2**
Nov. 1	**Tulsa**	**3-4**	**Jan. 23**	**Tahoe**	**4-3***	Apr. 10	at Wichita	5-2
Nov. 5	**Idaho**	**5-2**	Jan. 30	at Iowa	2-3	**Apr. 11**	**at Wichita**	**4-3**
Nov. 7	**Idaho**	**3-2***	**Jan. 31**	**Wichita**	**5-3**	Apr. 17	at Tulsa	1-3
Nov. 8	**Idaho**	**1-2**	Feb. 1	at Wichita	3-1	Apr. 18	at Allen	1-2*
Nov. 12	at Wichita	5-1	**Feb. 4**	**Iowa**	**4-1**	**+Apr. 24**	**Tahoe**	**4-1**
Nov. 14	**Wichita**	**3-6**	Feb. 5	at Tulsa	1-0*	**+Apr. 25**	**Tahoe**	**2-1***
Nov. 15	**Wichita**	**3-2**	**Feb. 6**	**Tulsa**	**3-2**	+Apr. 29	at Tahoe	7-2
Nov. 21	at Rapid City	4-3	Feb. 11	at Jacksonville	2-0	+Apr. 30	at Tahoe	4-1
Nov. 22	at Rapid City	6-3	Feb. 13	at Orlando	4-3	**+May 9**	**Allen**	**2-1**
Nov. 28	**Wichita**	**1-0**	Feb. 14	at Orlando	5-1	**+May 10**	**Allen**	**1-0**
Nov. 29	at Wichita	1-5	Feb. 16	at Orlando	4-0	+May 13	at Allen	7-4
Dec. 3	**Iowa**	**4-2**	**Feb. 20**	**Wichita**	**4-3**	+May 16	at Allen	5-3
Dec. 7	at Tulsa	4-1	**Feb. 21**	**Wichita**	**1-0***	**+May 22**	**Fort Wayne**	**5-1**
Dec. 10	at Iowa	4-5*	**Feb. 25**	**Allen**	**4-3**	**+May 23**	**Fort Wayne**	**3-4**
Dec. 12	at Fort Wayne	5-4	**Feb. 27**	**Allen**	**1-2***	+May 25	at Fort Wayne	6-4
Dec. 13	at Bloomington	2-3#	**Feb. 28**	**Allen**	**2-5**	+May 26	at Fort Wayne	4-2
Dec. 14	at Bloomington	2-1	**Mar. 4**	**Tulsa**	**6-1**	+May 31	at Fort Wayne	1-4
Dec. 19	**Utah**	**4-7**	**Mar. 6**	**Tahoe**	**5-2**	**+June 2**	**Fort Wayne**	**4-3***
Dec. 20	**Utah**	**3-2**	**Mar. 7**	**Tahoe**	**5-3**	**+June 5**	**Florida**	**6-0**
Dec. 21	**Allen**	**6-2**	Mar. 11	at Tahoe	2-4	**+June 6**	**Florida**	**5-2**
Dec. 31	**Iowa**	**3-1**	Mar. 13	at Tahoe	6-5	+June 10	at Florida	1-2*
Jan. 2	**Fort Wayne**	**3-2***	Mar. 14	at Tahoe	8-1	+June 12	at Florida	2-3*
Jan. 3	**Fort Wayne**	**2-1***	Mar. 18	at Iowa	4-0	+June 13	at Florida	2-5
Jan. 4	at Tulsa	1-0	Mar. 20	at Wichita	5-2	**+June 15**	**Florida**	**4-5***
Jan. 7	**Tulsa**	**5-2**	Mar. 24	at Wichita	4-1			

* - Overtime # - Shootout + - Kelly Cup Playoffs

Lamar Hunt, Jr.
Owner

Lamar Hunt Jr. is the founder of Loretto Companies, LLC, a real estate development company and the Loretto Foundation, LLC, a private charitable organization. Both companies are based in the greater Kansas City area. Lamar is a member of the founding family of the Kansas City Chiefs and is also the owner of the Kansas City Mavericks, a franchise member of the ECHL. He serves on the board of directors of Hunt Midwest Enterprises, a real estate development company based in Kansas City, Missouri. Lamar also serves on the board of directors of the Bright Futures Fund and is on the Board of Trustees for St. Michael the Archangel Catholic High School in Lee's Summit, MO. Lamar and his wife Rita, are parents of nine children and grandparents of eleven grandchildren, and are passionate about supporting Catholic education and advocating for the unborn in our community.

19100 E. Valley View Parkway, Independence, MO 64055

Office . . . . . .(816) 252-7825
Arena . . . . . .Cable Dahmer Arena
Radio Station . . . . . .KCMavericks.com
Team Colors . . . . . .Orange, Black, Gray

Email . . . . . .info@kcmavericks.com
Capacity 5,800
Broadcaster. . . . . Alexander von Keudell

Team Directory

Owners . . . . . .Lamar Hunt, Jr. and James Arkell

President . . . . . .Mike Cukyne

General Manager/Head Coach . . . . . .Tad O'Had

Assistant Coach . . . . . .Brett Ferguson

Goalie and Video Coach . . . . . .Max Essiambre

Head Athletic Trainer . . . . . .Nick Potter

Head Equipment Manager . . . . . .Bryan Collier

Director of Finance and Administration . . . . . .Josh Lemaster

Senior Sales Director of Corporate Sponsorship . . . . . .James Hopkins

Manager of Partnership Activations . . . . . .Leslie King

Director of Ticket Sales . . . . . .Alex Rowe

Group Sales Consultant . . . . . .Declan Murray

Director of In-Game Operations . . . . . .Alexis Ludovici

Manager of Community Relations . . . . . .Mick Deaver

Manager of Digital & Social Media . . . . . .Kenzie Venneman

Manager of Public Relations . . . . . .Emma Wiley

Graphic Designer . . . . . .Matt Naunheim

Manager of Team Store . . . . . .Lisa Hamilton

Maine Mariners

NHL Affiliate: Boston Bruins

AHL Affiliate: Providence Bruins

Year-by-Year Record

		Home					Away					Overall							
Season	**GP**	**W**	**L**	**T**	**OT**	**SO**	**W**	**L**	**T**	**OT**	**SO**	**W**	**L**	**T**	**OT**	**SO**	**GF**	**GA**	**PTS**
2025-26	72	22	9	5	4-2	1-3	20	14	4	2-4	2-0	42	21	9	6-6	3-3	223	177	93
2024-25	72	19	16	1	3-1	0-0	14	19	3	2-3	2-0	33	35	4	5-4	2-0	196	237	70
2023-24	72	16	16	4	1-4	0-0	16	16	4	3-4	0-0	32	32	8	4-8	0-0	250	260	72
2022-23	72	19	16	1	2-0	0-1	23	11	2	2-2	0-0	42	27	3	4-2	0-1	267	210	87
2021-22	72	21	13	2	3-1	2-2	12	18	6	3-4	1-2	33	31	8	6-5	1-3	230	236	74
2019-20	62	16	15	2	5-2	0-0	16	11	2	1-1	2-1	32	26	4	6-3	2-1	182	186	68
2018-19	72	22	12	2	1-1	5-1	15	20	1	5-1	2-0	37	32	3	6-2	7-1	221	247	77
2016-17$	72	15	17	4	2-0	0-4	17	13	6	3-3	1-3	32	30	10	5-3	1-7	219	230	74
2015-16$	72	17	17	2	1-1	2-1	10	21	5	1-3	3-2	27	38	7	2-4	5-3	189	237	61
2014-15$	72	20	12	4	2-2	1-2	15	18	3	1-1	2-2	35	30	7	3-3	3-4	237	233	77
2013-14$	71	26	8	2	0-0	2-2	19	11	5	0-3	1-2	45	19	7	0-3	3-4	243	164	97
2012-13$	72	26	8	2	1-2	3-0	23	7	6	2-2	1-4	49	15	8	3-4	4-4	228	172	106
2011-12$	72	29	5	2	0-0	2-3	14	13	9	3-2	0-6	43	18	11	2-3	3-8	224	172	97
2010-11$	72	26	7	3	5-2	1-1	21	15	0	1-0	1-0	47	22	3	6-2	2-1	241	174	97
2009-10$	72	23	7	6	2-3	4-3	13	21	2	1-1	3-1	36	28	8	3-4	7-4	232	240	80
2008-09$	72	28	7	1	3-1	4-0	17	17	2	1-0	1-2	45	24	3	4-1	5-2	232	181	93
2007-08$	72	23	9	4	2-3	3-1	18	17	1	1-1	4-0	41	26	5	3-4	7-1	245	229	87
2006-07$	72	28	6	2	0-2	4-0	21	10	5	2-1	1-4	49	16	7	2-3	5-4	270	176	105
2005-06$	72	30	4	2	3-2	2-0	23	8	5	1-3	1-2	53	12	7	4-5	3-2	289	168	113
2004-05$	72	22	8	6	3-2	6-4	23	11	2	1-1	1-1	45	19	8	4-3	7-5	233	187	98
2003-04$	72	22	12	2	1-0	3-2	16	16	4	4-0	2-4	38	28	6	5-0	5-6	220	210	82

T - Includes Overtime and Shootout Losses
$ - Alaska Aces

Year-by-Year Results

Season	**Finished**	**Result**	**Season**	**Finished**	**Result**
2026	2nd North	Lost Division Finals	2013$	1st, Mountain	Lost Conference Semifinals
2025	6th, North	Out of Playoffs	2012$	1st, Mountain	Lost Conference Finals
2024	4th, North	Lost Division Semifinals	2010$	2nd, West	Lost Conference Quarterfinals
2023	3rd, North	Lost Division Semifinals	2009$	1st, West	Lost Kelly Cup Finals
2022	4th, North	Lost Division Semifinals	2008$	3rd, West	Lost Conference Semifinals
2020	4th, North	No Playoffs due to COVID-19	2007$	1st, West	Lost Conference Finals
2019	6th, North	Out of Playoffs	2006$	1st, West	Won Kelly Cup
2017$	6th, Mountain	Out of Playoffs	2005$	1st, West	Lost Conference Finals
2016$	5th, West	Out of Playoffs	2004$	4th, Pacific	Lost Division Finals
2015$	5th, Pacific	Out of Playoffs	2011$	1st, Mountain	Won Kelly Cup
2014$	1st, Mountain	Won Kelly Cup	$ - Alaska Aces		

All-Time Record vs. Other Clubs

Team	**W-L-T**	**Team**	**W-L-T**	**Team**	**W-L-T**	**Team**	**W-L-T**
Adirondack	48-31-11	Greensboro	2-0-0	New Mexico	0-0-0	Tahoe	1-1-1
Allen	0-0-0	Greenville	0-1-0	Norfolk	27-21-1	Toledo	1-1-0
Atlanta	2-1-0	Idaho	0-3-0	Orlando	5-3-0	Trenton	0-0-0
Bloomington	3-0-0	Indy	1-1-0	Rapid City	1-5-0	Trois-Rivieres	33-29-3
Cincinnati	1-2-0	Jacksonville	3-1-1	Reading	28-25-3	Tulsa	2-1-0
Florida	0-1-0	Kalamazoo	0-0-1	Savannah	0-0-0	Wheeling	6-3-1
Fort Wayne	2-2-0	Kansas City	1-0-1	South Carolina	3-5-1	Wichita	0-0-0
						Worcester	48-27-9

Web - MaineMariners.com

Club Records

Players

Most Points, Season	91	Alex Leavitt, 2005-06
Most Points, Game	6	Lewis Zerter-Gossage vs. Trois-Rivieres, Nov. 12, 2021
Most Goals, Season	49	Chris Minard, 2004-05
Most Goals, Game	5	Lewis Zerter-Gossage vs. Trois-Rivieres, Nov. 12, 2021
		Chris Minard vs. Victoria, Jan. 8, 2005
Most Assists, Season	73	Scott Gomez, 2004-05
Most Assists, Game	5	Eric Bogunieckі at Utah, Nov. 28, 2009
		Scott Gomez vs. Victoria, Jan. 8, 2005
		Scott Gomez at Victoria, Jan. 5, 2005
		Barrett Heisten at Idaho, Nov. 11, 2006
Most PIM, Season	277	Garet Hunt, 2015-16
Most PIM, Game	37	Zack FitzGerald vs. Bakersfield, Oct. 30, 2005

Goaltenders

Most Appearances	51	Jean-Philippe Lamoureux, 2008-09
		Dan Murphy, 2003-04
Most Minutes	3,071	Jean-Philippe Lamoureux, 2008-09
Most Wins	36	Matt Underhill, 2005-06
Most Losses	20	Dan Murphy, 2003-04
Most OT/SO Losses	5	Mark Guggenberger, 2012-13
		Adam Courchaine, 2011-12
Most Shots	1,524	Jean-Philippe Lamoureux, 2008-09
Most Saves	1,407	Jean-Philippe Lamoureux, 2008-09
Most Shutouts	8	Jean-Philippe Lamoureux, 2008-09
Lowest GAA	1.93	Gerald Coleman, 2011-12
Best Save Percentage	.926	Gerald Coleman, 2011-12

Team

Most Points	117	2005-06
Fewest Points	61	2015-16
Most Wins	53	2005-06
Fewest Wins	27	2015-16
Most Losses	38	2015-16
Fewest Losses	12	2005-06
Most Goals Scored	289	2005-06
Fewest Goals Against	164	2013-14
Most Penalty Minutes	1,982	2006-07

Longest Winning Streak

Overall	11	Feb. 13-Mar. 10, 2026
		Nov. 11, 2005 - Dec. 10, 2005
Home	14	Jan. 6-Mar. 4, 2007
Road	8	Feb. 13-Mar. 6, 2026

Longest Winless Streak

Overall	8	Oct. 31-Nov. 17, 2015
Home	10	Feb. 9-Mar. 25, 2017
Road	8	Dec. 4, 2010-Feb. 4, 2011

Regular Season Attendance Record
6,599 Five Times, most recent:
vs. Idaho, Mar. 16, 2013

Postseason Game Attendance Record
6,610 Two Times, most recent:
vs. South Carolina, June 5, 2009

Regular Season Attendance Record
185,487, 2006-07

Playoff Record vs. Current Teams

	Series	W	L	GP	W	L	GF	GA	Last Mtg	Rnd	Result
Adirondack	2	1	1	14	7	7	31	31	2026	DSF	W 4-3
Reading	2	0	2	12	4	8	34	40	2023	DSF	L 2-4
Wheeling	1	0	1	7	3	4	21	21	2026	DF	L 3-4

All-Time Playoff Results

Year	Round	Opponent	Result	GF	GA	OT	Year	Round	Opponent	Result	GF	GA	OT
2026	DF	Wheeling	L 3-4	21	21	1-2	2009	Finals	S. Carolina	L 3-4	15	22	1-0
	DSF	Adirondack	W 4-3	20	16	1-2		CF	Las Vegas	W 4-0	14	3	0-0
2024	DSF	Adirondack	L 3-4	11	15	0-0		DF	Victoria	W 4-1	22	12	0-0
2023	DSF	Reading	L 2-4	20	23	1-0		DSF	Utah	W 4-1	16	7	0-1
2022	DSF	Reading	L 2-4	14	17	0-0	2008	CSF	Las Vegas	L 1-4	12	27	1-0
2014	Finals	Cincinnati	W 4-2	17	10	0-0		CQF	Idaho	W 4-0	15	8	1-0
	CF	Bakersfield	W 4-2	20	11	0-1	2007	CF	Idaho	L 1-4	11	16	0-1
	CSF	Idaho	W 4-1	17	10	0-1		CSF	Bakersfield	W 4-0	13	3	1-0
	CQF	Las Vegas	W 4-0	16	5	0-0		CQF	Victoria	W 4-2	28	19	0-0
2013	CSF	Stockton	L 2-4	19	20	0-2	2006	Finals	Gwinnett	W 4-1	17	18	0-0
	CQF	San Francisco	W 4-1	20	11	0-0		CF	Fresno	W 4-3	19	14	1-1
2012	CF	Las Vegas	L 1-4	7	13	0-1		DF	Las Vegas	W 4-2	17	13	2-0
	CSF	Stockton	W 4-1	16	7	0-1		DSF	Utah	W 4-0	17	5	0-0
2011	Finals	Kalamazoo	W 4-1	21	14	1-0	2005	CF	Trenton	L 3-4	16	19	2-1
	CF	Victoria	W 4-0	15	8	1-0		DF	Long Beach	W 3-0	9	4	1-0
	CSF	Idaho	W 4-0	11	2	0-0		DSF	Bakersfield	W 3-2	19	12	0-1
2010	CQF	Stockton	L 1-3	15	23	0-0	2004	DF	Idaho	L 1-3	8	14	1-0
								DSF	San Diego	W 3-0	13	6	1-0

2025-26 Regular Season Statistics

PLAYER	Pos	GP	G	A	PTS	+/-	PIM	PP	PPA	SH	SHA	GW	FG	OT	UA	EN	SOG	SOA	Shots	Sh%
Brooklyn Kalmikov	F	64	21	41	62	7	20	6	20	0	0	7	6	2	1	3	3	0	197	10.7
Max Andreev	F	70	19	43	62	12	45	10	15	1	1	5	6	1	0	1	0	1	167	11.4
Robert Cronin	F	72	19	37	56	13	37	6	17	0	0	1	3	0	0	0	0	2	140	13.6
Jacob Hudson	F	63	23	26	49	6	33	10	5	0	2	4	1	1	2	1	0	3	192	12.0
Jacob Perreault	F	39	15	24	39	11	63	5	6	0	0	0	4	0	0	0	0	4	92	16.3
Linus Hemstrom	F	69	13	22	35	2	25	0	7	1	0	3	2	0	0	0	0	0	108	12.0
Antonio Venuto	F	44	12	8	20	2	6	0	2	0	0	2	1	0	0	2	0	0	67	17.9
TOTALS		66	17	17	34	5	10	0	3	0	0	2	1	0	0	2	0	1	115	14.8
Zach Jordan	F	44	13	12	25	14	49	0	1	3	0	2	1	0	1	0	0	1	115	11.3
TOTALS		63	16	15	31	17	71	0	1	3	0	2	1	0	1	0	0	1	155	10.3
Sebastian Vidmar	F	59	12	18	30	13	25	2	2	1	0	3	2	0	1	3	2	3	79	15.8
Xander Lamppa	F	68	16	13	29	6	26	1	2	0	2	2	1	0	0	1	2	3	113	14.2
Andrew Nielsen	D	37	8	13	21	-8	54	5	6	0	0	1	3	0	0	0	0	0	67	11.9
Jaxon Bellamy	D	71	4	15	19	23	66	1	0	0	3	1	1	0	1	1	0	0	110	3.6
Owen Gallatin	D	46	2	15	17	3	33	1	7	0	1	1	1	1	0	0	0	0	51	3.9
TOTALS		47	2	15	17	3	33	1	7	0	1	1	1	1	0	0	0	0	51	3.9
Nick Anderson	D	32	4	11	15	-2	10	2	4	0	0	2	2	1	0	0	0	0	35	11.4
TOTALS		38	4	12	16	-5	10	2	4	0	0	2	2	1	0	0	0	0	41	9.8
Mitch Deelstra	F	38	5	9	14	3	30	0	0	0	0	0	0	0	0	0	0	0	52	9.6
TOTALS		44	5	9	14	-1	37	0	0	0	0	0	0	0	0	0	0	0	53	9.4
Tristan Thompson	D	33	3	11	14	4	20	0	7	0	0	0	0	0	0	0	0	0	73	4.1
Lynden McCallum	F	27	7	3	10	-1	10	2	1	0	0	3	0	0	1	0	0	1	66	10.6
Ryan McGuire	F	15	0	2	2	-2	4	0	0	0	0	0	0	0	0	0	0	0	21	0.0
TOTALS		50	4	5	9	-6	33	0	0	0	0	1	2	0	0	0	0	0	75	5.3
Ty Cheveldayoff	F	34	3	6	9	0	106	0	0	0	0	0	0	0	0	0	0	0	40	7.5
Alex DiPaolo	F	37	3	4	7	-4	18	1	1	0	0	1	1	0	0	0	0	0	26	11.5
Jackson Edward	D	21	0	7	7	3	28	0	0	0	1	0	0	0	0	0	0	0	31	0.0
Michael Underwood	D	36	0	7	7	17	12	0	0	0	0	0	0	0	0	0	0	0	41	0.0
Liam Gorman	F	32	4	2	6	0	17	0	0	0	0	1	2	0	0	0	0	0	28	14.3
Caden Villegas	F	21	1	5	6	0	4	0	1	0	0	1	0	0	0	0	0	0	21	4.8
Zachary Massicotte	D	29	1	5	6	7	28	0	0	0	0	0	0	0	0	0	0	0	41	2.4
James Marooney	D	21	2	3	5	-4	6	0	0	0	0	0	0	0	0	0	0	0	26	7.7
Shawn Element	F	8	1	4	5	-2	37	0	0	0	0	0	1	0	0	0	0	0	15	6.7
Loke Johansson	D	36	2	2	4	6	20	0	0	1	0	0	0	0	0	0	0	0	56	3.6
Ryan Orgel	D	8	1	3	4	3	4	1	2	0	0	0	0	0	0	0	0	0	30	3.3
Ty Gallagher	D	4	1	2	3	0	0	1	1	0	0	0	0	0	0	0	0	0	18	5.6
Colin Felix	D	12	1	2	3	7	48	0	0	0	0	0	0	0	1	1	0	0	21	4.8
Phil Beaulieu	D	24	1	2	3	5	4	0	0	0	0	0	0	0	0	0	0	0	29	3.4
Ben Allison	F	7	1	1	2	-4	2	1	0	0	0	0	0	0	0	0	0	0	10	10.0
Wyllum Deveaux	F	7	1	1	2	-3	5	0	0	0	0	1	0	0	0	0	0	0	17	5.9
Zackary Jones	F	10	0	2	2	-1	19	0	0	0	0	0	0	0	0	0	0	0	3	0.0
Ben Raymond	F	11	0	2	2	-1	2	0	0	0	0	0	0	0	0	0	0	0	15	0.0
Jackson Stewart	F	14	0	2	2	0	17	0	0	0	0	0	0	0	0	0	0	0	12	0.0
Luke Cavallin	G	34	0	2	2	0	4	0	1	0	0	0	0	0	0	0	0	0	0	0.0
Max Wanner	D	3	1	0	1	0	2	0	0	0	0	0	1	0	0	0	0	0	6	16.7
Brandon Chabrier	D	4	0	1	1	1	0	0	0	0	0	0	0	0	0	0	0	0	5	0.0
Ryan Kuzmich	F	2	0	0	0	0	0	0	0	0	0	0	0	0	0	0	0	0	0	0.0
TOTALS		5	0	1	1	0	0	0	0	0	0	0	0	0	0	0	0	0	3	0.0
Brad Arvanitis	G	38	0	1	1	0	2	0	0	0	0	0	0	0	0	0	0	0	0	0.0
Zach Bannister	F	1	0	0	0	0	0	0	0	0	0	0	0	0	0	0	0	0	1	0.0
Bryce Hatten	D	1	0	0	0	0	0	0	0	0	0	0	0	0	0	0	0	0	0	0.0
Xavier Henry	D	1	0	0	0	-1	0	0	0	0	0	0	0	0	0	0	0	0	1	0.0
Kylar Fenton	D	2	0	0	0	0	2	0	0	0	0	0	0	0	0	0	0	0	0	0.0
Billy Girard	G	2	0	0	0	0	0	0	0	0	0	0	0	0	0	0	0	0	0	0.0
Dylan MacKinnon	D	3	0	0	0	-3	2	0	0	0	0	0	0	0	0	0	0	0	1	0.0
Tynan Ewart	D	14	0	0	0	3	2	0	0	0	0	0	0	0	0	0	0	0	11	0.0
BENCH		72	3				20												3	
TEAM TOTALS		**72**	**223**	**389**	**612**	**135**	**967**	**55**	**108**	**7**	**10**	**39**	**39**	**6**	**8**	**13**	**7**	**24**	**2250**	**9.8**

GOALIE	GP	MINS	W	L	OTL	SL	SO	EN	GA	GAA	SOGP	SOW	SA	SVS	SV%
Brad Arvanitis	38	2211	22	11	3	1	3	6	80	2.17	2	1	1124	1044	0.929
Luke Cavallin	34	2046	18	10	3	2	4	3	80	2.35	4	2	965	885	0.917
Billy Girard	2	120	2	0	0	0	0	0	5	2.50	0	0	46	41	0.891
Empty Net		23							9				9		
TEAM TOTALS	**72**	**4377**	**42**	**21**	**6**	**3**	**7**	**9**	**174**	**2.37**	**6**	**3**	**2144**	**1970**	**0.919**

2026 Kelly Cup Playoffs Statistics

PLAYER	Pos	GP	G	A	PTS	+/-	PIM	PP	PPA	SH	SHA	GW	FG	OT	UA	EN	Shots	Sh%
Jacob Hudson	F	14	6	10	16	5	7	2	2	0	1	1	2	1	0	0	29	20.7
Max Andreev	F	14	6	8	14	4	8	2	2	1	0	1	1	1	0	1	43	14.0
Robert Cronin	F	14	3	7	10	1	4	1	2	0	0	0	2	0	0	0	20	15.0
Brooklyn Kalmikov	F	13	4	5	9	5	2	1	3	0	0	2	0	0	0	0	39	10.3
Jacob Perreault	F	10	1	7	8	1	6	1	2	0	0	1	0	0	0	0	23	4.3
Shawn Element	F	12	4	3	7	-2	2	1	0	0	0	0	0	0	1	1	48	8.3
Antonio Venuto	F	14	4	3	7	-1	0	1	0	0	0	0	2	0	0	0	35	11.4
Owen Gallatin	D	14	2	5	7	-6	2	1	3	0	0	0	0	0	0	0	32	6.3
Wyllum Deveaux	F	14	3	3	6	0	12	0	1	0	0	0	0	0	1	0	16	18.8
Ben Allison	F	5	2	2	4	2	2	0	2	0	0	0	0	0	0	0	13	15.4
Loke Johansson	D	10	1	2	3	5	6	0	0	0	0	1	0	0	0	0	10	10.0
Nick Anderson	D	13	1	2	3	6	6	0	0	0	0	1	0	0	0	0	20	5.0
Zach Jordan	F	13	1	2	3	-3	16	0	0	0	0	0	0	0	0	0	20	5.0
Michael Underwood	D	14	1	2	3	5	2	0	0	0	0	0	0	0	0	0	19	5.3
Xander Lamppa	F	14	0	3	3	-4	16	0	0	0	0	0	0	0	0	0	23	0.0
Andrew Nielsen	D	7	0	2	2	-3	20	0	2	0	0	0	0	0	0	0	4	0.0
Jaxon Bellamy	D	12	0	2	2	-11	11	0	0	0	0	0	0	0	0	0	21	0.0
Linus Hemstrom	F	12	0	2	2	-1	0	0	0	0	0	0	0	0	0	0	20	0.0
Ty Cheveldayoff	F	9	1	0	1	-1	4	0	0	0	0	0	0	0	0	0	12	8.3
Zachary Massicotte	D	14	1	0	1	6	9	0	0	0	0	0	0	0	0	0	16	6.3
Ryan McGuire	F	2	0	0	0	0	2	0	0	0	0	0	0	0	0	0	0	0.0
Brad Arvanitis	G	4	0	0	0	0	0	0	0	0	0	0	0	0	0	0	0	0.0
Sebastian Vidmar	F	8	0	0	0	-2	10	0	0	0	0	0	0	0	0	0	9	0.0
Luke Cavallin	G	10	0	0	0	0	2	0	0	0	0	0	0	0	0	0	0	0.0
BENCH		14	0				2										0	
TEAM TOTALS		**14**	**41**	**70**	**111**	**6**	**151**	**10**	**19**	**1**	**1**	**7**	**7**	**2**	**2**	**2**	**472**	**8.7**

GOALIE	GP	MINS	W	L	SO	EN	GA	GAA	SA	SVS	SV%
Luke Cavallin	10	655	5	5	0	2	22	2.02	289	267	0.924
Brad Arvanitis	4	246	2	0	0	0	13	3.17	120	107	0.892
Empty Net		9					2		2		
TEAM TOTALS	**14**	**901**	**7**	**5**	**0**	**2**	**37**	**2.44**	**411**	**374**	**0.910**

Rick Kowalsky
Head Coach/General Manager

Rick Kowalsky was named the fourth head coach in Mariners history on Aug. 6, 2025. Kowalsky has over 20 years of experience coaching in professional hockey, including three as an assistant with the New Jersey Devils and 11 as a head coach in the American Hockey League. The 53-year-old was most recently the head coach of the AHL's Bridgeport Islanders, where he spent the past four seasons, initially as assistant coach before taking over the head job in 2023. Prior to Bridgeport, Kowalsky worked his way up the coaching ladder in the New Jersey Devils organization, rising all the way from the ECHL to the NHL. He secured his first head coaching job with the ECHL's Trenton Titans in 2006, spending four seasons there before being elevated to the head job with the AHL's Albany Devils in 2010. He was named AHL Coach of the Year in 2016, leading the team to a 46-20-10 record. After eight seasons with New Jersey's AHL club (including his final season in Binghamton), the Devils moved him to the NHL bench to become an assistant coach in 2018.Kowalsky is in the ECHL Hall of Fame, a member of the 2017 induction class. He skated in 516 games over a 10-year playing career and remains among the league's top 20 all-time point scoring leaders, with 550. He was a two-time ECHL All-Star and hoisted the Kelly Cup in his final season with Trenton in 2005, when he was also the captain of the team. He was the ECHL Coach of the Year in 2009.A native of Simcoe, Ontario, Kowalsky played in 183 AHL games, over half which were in Portland, with Pirates. In three seasons in Portland from 1996-99, he put up 72 points in 108 games. He was selected by the Buffalo Sabres in the 10th round (277th overall) of the 1992 NHL Entry Draft.

Coaching Record		**Regular Season**				**Playoffs**		
Season	**Team**	**Games**	**W**	**L**	**T**	**Games**	**W**	**L**
2006-07	**Trenton Titans (ECHL)**	**72**	**36**	**31**	**5**	**5**	**2**	**3**
2007-08	**Trenton Devils (ECHL)**	**72**	**29**	**36**	**7**	**--**	**--**	**--**
2008-09	**Trenton Devils (ECHL)**	**72**	**40**	**25**	**7**	**7**	**3**	**4**
2009-10	**Trenton Devils (ECHL)**	**72**	**33**	**30**	**9**	**--**	**--**	**--**
2010-11	Albany (AHL)	80	32	42	6	--	--	--
2011-12	Albany (AHL)	76	31	34	11	--	--	--
2012-13	Albany (AHL)	76	31	32	13	--	--	--
2013-14	Albany (AHL)	76	40	23	13			
2014-15	Albany (AHL)	76	37	28	11	--	--	--
2015-16	Albany (AHL)	76	46	20	10			
2016-17	Albany (AHL)	76	39	32	5			
2017-18	Binghamton (AHL)	76	25	38	13	--	--	--
2023-24	Bridgeport (AHL)	72	25	38	9	--	--	--
2024-25	Bridgeport (AHL)	72	15	50	7	--	--	--
2025-26	**Maine Mariners (ECHL)**	**72**	**42**	**21**	**9**	**14**	**7**	**7**
	ECHL Totals	**360**	**180**	**143**	**37**	**26**	**12**	**14**

Coaching History

Year	**Coach**	**STD**	**W**	**L**	**T**	**PTS**	**Playoffs**
2025-26	Rick Kowalsky	2-N	42	21	9	93	Lost Division Finals
2024-25	Terrence Wallin	6-N	33	35	4	70	Out of Playoffs
2023-24	Terrence Wallin	4-N	32	32	8	72	Lost Division Semifinals
2022-23	Terrence Wallin	3-N	42	27	3	87	Lost Division Semifinals
2021-22	Ben Guite	4-N	33	31	8	74	Lost Division Semifinals
2019-20	Riley Armstrong	4-N	32	26	4	68	No Playoffs due to COVID-19
2018-19	Riley Armstrong	6-N	37	32	3	77	Out of Playoffs
2016-17$	Rob Murray	6-M	32	30	10	74	Out of Playoffs
2015-16$	Rob Murray	5-W	27	38	7	61	Out of Playoffs
2014-15$	Rob Murray	5-P	35	30	7	77	Out of Playoffs
2013-14$	Rob Murray	1-M	45	19	7	97	Won Kelly Cup
2012-13$	Rob Murray	1-M	49	15	8	106	Lost Conference Semifinals
2011-12$	Rob Murray	1-M	43	18	11	97	Lost Conference Finals
2010-11$	Brent Thompson	1-M	47	22	3	97	Won Kelly Cup
2009-10$	Brent Thompson	2-W	36	28	8	80	Lost Conference Quarterfinals
2008-09$	Keith McCambridge	1-W	45	24	3	93	Lost Kelly Cup Finals
2007-08$	Keith McCambridge	3-W	41	26	5	87	Lost Conference Semifinals
2006-07$	Davis Payne	1-W	49	16	7	105	Lost Conference Finals
2005-06$	Davis Payne	1-W	53	12	7	113	Won Kelly Cup
2004-05$	Davis Payne	1-W	45	19	8	98	Lost Conference Finals
2003-04$	Davis Payne	4-P	38	28	6	82	Lost Division Finals

$ - Alaska Aces

2026-27 Schedule

Sat.	Oct. 17	at Worcester	**Sun.**	**Dec. 20**	**Reading**	**Mon.**	**Feb. 15**	**Worcester**
Sat.	**Oct. 24**	**Worcester**	Sat.	Dec. 26	at Adirondack	**Wed.**	**Feb. 17**	**Indy**
Sun.	**Oct. 25**	**Worcester**	**Sun.**	**Dec. 27**	**Adirondack**	Fri.	Feb. 19	at Trois-Rivières
Fri.	Oct. 30	at Trois-Rivières	**Tue.**	**Dec. 29**	**Reading**	Sat.	Feb. 20	at Trois-Rivières
Sat.	Oct. 31	at Trois-Rivières	**Thu.**	**Dec. 31**	**Trenton**	**Sun.**	**Feb. 21**	**Trois-Rivières**
Thu.	Nov. 5	at Greensboro	**Sat.**	**Jan. 2**	**Worcester**	**Fri.**	**Feb. 26**	**Adirondack**
Fri.	Nov. 6	at Greensboro	**Sun.**	**Jan. 3**	**Worcester**	Sat.	Feb. 27	at Trenton
Sat.	Nov. 7	at Greensboro	Fri.	Jan. 8	at Fort Wayne	Sun.	Feb. 28	at Trenton
Tue.	**Nov. 10**	**Wheeling**	Sat.	Jan. 9	at Fort Wayne	Fri.	Mar. 5	at Norfolk
Wed.	Nov. 18	at Idaho	**Fri.**	**Jan. 15**	**Norfolk**	Sat.	Mar. 6	at Norfolk
Fri.	Nov. 20	at Idaho	**Sat.**	**Jan. 16**	**Norfolk**	**Tue.**	**Mar. 9**	**Trenton**
Sat.	Nov. 21	at Idaho	**Sun.**	**Jan. 17**	**Norfolk**	Fri.	Mar. 12	at Worcester
Wed.	**Nov. 25**	**Worcester**	Fri.	Jan. 22	at Trenton	Sat.	Mar. 13	at Reading
Fri.	Nov. 27	at Adirondack	Sat.	Jan. 23	at Trenton	Tue.	Mar. 16	at Worcester
Sat.	Nov. 28	at Adirondack	Sun.	Jan. 24	at Trenton	**Fri.**	**Mar. 19**	**Trois-Rivières**
Sun.	Nov. 29	at Adirondack	**Fri.**	**Jan. 29**	**Bloomington**	**Sat.**	**Mar. 20**	**Adirondack**
Wed.	**Dec. 2**	**Trenton**	**Sat.**	**Jan. 30**	**Bloomington**	**Fri.**	**Mar. 26**	**Worcester**
Fri.	**Dec. 4**	**Worcester**	**Sun.**	**Jan. 31**	**Bloomington**	**Sat.**	**Mar. 27**	**Worcester**
Sat.	Dec. 5	at Worcester	Wed.	Feb. 3	at Worcester	**Fri.**	**Apr. 2**	**Greensboro**
Sun.	Dec. 6	at Adirondack	**Fri.**	**Feb. 5**	**Reading**	**Sat.**	**Apr. 3**	**Greensboro**
Fri.	Dec. 11	at Norfolk	**Sat.**	**Feb. 6**	**Adironack**	**Sun.**	**Apr. 4**	**Adirondack**
Sat.	Dec. 12	at Norfolk	**Sun.**	**Feb. 7**	**Trois-Rivières**	**Fri.**	**Apr. 9**	**Trois-Rivières**
Sun.	Dec. 13	at Norfolk	Fri.	Feb. 12	at Reading	**Sat.**	**Apr 10**	**Adirondack**
Sat.	**Dec. 19**	**Reading**	Sat.	Feb. 13	at Reading	Sun.	Apr. 11	at Adirondack

2025-26 Results

Oct. 18	at Worcester	5-0	Jan. 11	at Reading	3-4*	**Mar. 21**	**Worcester**	**4-1**
Oct. 19	**Reading**	**0-4**	**Jan. 16**	**Worcester**	**2-3#**	**Mar. 22**	**Reading**	**4-0**
Oct. 25	**Wheeling**	**7-3**	**Jan. 17**	**Worcester**	**3-2***	**Mar. 28**	**Greensboro**	**3-2**
Oct. 26	**Wheeling**	**4-5***	Jan. 18	at Worcester	4-3	**Mar. 29**	**Greensboro**	**6-0**
Oct. 31	at Adirondack	2-1#	**Jan. 23**	**Trois-Rivières**	**2-3**	**Apr. 1**	**Trois-Rivières**	**2-3**
Nov. 1	**Adirondack**	**2-3#**	**Jan. 24**	**Trois-Rivières**	**7-1**	Apr. 3	at Trois-Rivières	1-2
Nov. 2	**Reading**	**5-1**	**Jan. 25**	**Trois-Rivières**	**5-2**	Apr. 4	at Trois-Rivières	2-1
Nov. 7	**Worcester**	**4-0**	**Jan. 28**	**Wheeling**	**3-2#**	Apr. 5	at Trois-Rivières	0-3
Nov. 8	at Worcester	8-1	Jan. 30	at Adirondack	2-4	**Apr. 8**	**Adirondack**	**5-6#**
Nov. 9	at Worcester	4-2	Jan. 31	at Adirondack	6-3	**Apr. 10**	**Norfolk**	**6-3**
Nov. 14	at Wheeling	1-5	Feb. 1	at Adirondack	3-6	**Apr. 11**	**Norfolk**	**7-2**
Nov. 15	at Wheeling	1-4	**Feb. 6**	**Orlando**	**6-3**	**Apr 12**	**Norfolk**	**2-1**
Nov. 18	at Worcester	0-4	**Feb. 7**	**Orlando**	**3-4**	**Apr. 15**	**Worcester**	**1-3**
Nov. 21	at Worcester	1-2*	Feb. 11	at Florida	2-4	Apr. 18	at Trois-Rivières	0-6
Nov. 23	**Norfolk**	**5-1**	Feb. 13	at Florida	2-1*	**+Apr. 24**	**Adirondack**	**2-1***
Nov. 28	at Norfolk	3-2	Feb. 14	at Florida	1-0#	**+Apr. 25**	**Adironack**	**2-3**
Nov. 29	at Norfolk	4-1	Feb. 20	at Bloomington	4-1	+Apr. 29	at Adirondack	5-2
Dec. 5	at Adirondack	1-5	Feb. 21	at Bloomington	4-3	+May 1	at Adirondack	5-4
Dec. 6	**Adirondack**	**1-2***	Feb. 22	at Bloomington	5-2	+May 2	at Adirondack	2-3*
Dec. 12	**Trois-Rivières**	**3-1**	Feb. 27	at Adirondack	5-0	**+May 5**	**Adirondack**	**1-2***
Dec. 13	**Worcester**	**2-4**	Feb. 28	at Worcester	2-1	**+May 6**	**Adirondack**	**3-1**
Dec. 19	at Trois-Rivières	1-3	**Mar. 1**	**Trois-Rivières**	**3-2**	+May 8	at Wheeling	3-4*
Dec. 20	at Trois-Rivières	0-3	Mar. 6	at Trois-Rivières	5-3	+May 9	at Wheeling	1-4
Dec. 31	at Adirondack	2-3*	**Mar. 8**	**Adirondack**	**4-3***	**+May 11**	**Wheeling**	**6-3**
Jan. 2	**Adirondack**	**1-4**	**Mar. 10**	**Adirondack**	**2-1***	**+May 12**	**Wheeling**	**2-1***
Jan. 3	**Adirondack**	**2-4**	**Mar. 13**	**Norfolk**	**1-4**	**+May 13**	**Wheeling**	**5-3**
Jan. 4	**Trois-Rivières**	**6-2**	**Mar. 14**	**Norfok**	**3-2***	+May 16	at Wheeling	1-2*
Jan. 9	at Reading	4-3*	Mar. 18	at Adirondack	1-2*	+May 18	at Wheeling	3-4
Jan. 10	at Reading	2-0	Mar. 20	at Worcester	6-2			

* - Overtime # - Shootout + - Kelly Cup Playoffs

Dexter Paine
Owner/Governor

Dexter Paine is a lifelong athlete, an accomplished businessman, and a global sport leader. Paine purchased the Mariners from Comcast Spectacor in 2024. A business executive with over three decades of private equity experience, Dexter is Chairman of Paine Schwartz Partners, a leading global private equity firm focused on investing in sustainable food & agribusiness. He co-founded the firm in 1997 and has been at the forefront of his industry, investing in the global food and agricultural industry and serving as a respected speaker on the business sector. During his career, Dexter has chaired many private and public companies, is involved in numerous not-for-profit organizations, and is the Chairman Emeritus of Holderness School. A lifelong sports enthusiast and NCAA ski racer while on the Williams College Ski Team, he served as chairman of the Olympic governing body U.S. Ski and Snowboard for 13 years. During his tenure, the organization saw its greatest success in history, earning 56 Olympic medals, establishing a strong business model, and providing athletes with a platform for Olympic success. For four years prior to his term as chairman of the Olympic governing body, he also served as president of the organization's Foundation. Dexter also serves on the Board of US Biathlon and, US Olympic & Paralympic Committee. He extended his sport leadership to a global platform, serving since 2014 as an elected member of the International Ski Federation's Council. Paine has also served on the executive committee for the 2015 FIS World Alpine Ski Championships in Vail/Beaver Creek and the 2019 World Freeski, Freestyle, and Snowboard Championships in Utah. He was the 2020 recipient of the Julius Blegen Award, the highest honor bestowed for service by U.S. Ski & Snowboard.

94 Free Street, Portland, ME 04101

Office . . . . . .(833) 466-2463
Arena . . . . . .Cross Insurance Arena
Radio Station . . . . . .Mixlr.com
Team Colors . . . . . .Blue, Green, White
Email . . . . . .info@mainemariners.com
Capacity 5,327
Broadcaster . . . . . .Michael Keeley

Team Directory

Governor . . . . . .Dexter Paine
Chief Executive Officer . . . . . .Burke Cherrie
Chief Financial Officer . . . . . .Sam Murray
Chief People Officer . . . . . .Courtney Berkholtz
Director of Marketing & Game Presentation . . . . . .Kathryn Horrigan
Director of Media Relations & Broadcasting. . . . . .Michael Keeley
Director of Finance . . . . . .Ian Nagle
Director of Sales . . . . . .Patrick Sullivan
Director of Partnerships . . . . . .Justin Phillips
Director of Merchandise & Retail Operations . . . . . .Laura Sacoco
Ticket Operations & Business Analytics Coordinator . . . . . .Layne Audet
Game Presentation & Promotions Coordinator . . . . . .Sophia Frenyea
Community and Player Relations Coordinator . . . . . .Sebastian Vidmar
Group Sales Manager . . . . . .Cavan Weggler
Business Development Manager . . . . . .Ian Harmon
Creative Director . . . . . .Cole Buckhart
Community & Player Relations Coordinator . . . . . .Sebastian Vidmar
Account Executives . . . . . .Jack Ellis, Noah Chretien and Miles Palma
Head Coach/General Manager . . . . . .Rick Kowalsky
Assistant Coach . . . . . .Zach Tolkinen
Director of Hockey Development . . . . . .Brad Staubitz
Video Coach . . . . . Brandon Krumpschmid
Goaltending Coach . . . . . .Fred Quistgard
Strength & Conditioning Coach . . . . . .Peter Clark
Athletic Trainer . . . . . .Sarah Wieck
Equipment Manager . . . . . .Brian McQueen

New Mexico Goatheads

NHL Affiliate: Colorado Avalanche

AHL Affiliate: Colorado Eagles

3001 Civic Center Cir NE
Rio Rancho, NM 87144

Arena . . . . . .Rio Rancho Events Center
Radio Station . . . . . .TBD
Team Colors . Desert Red, Sand, Rio Grande Blue
Capacity 6,500
Broadcaster. . . . . . .Gino Gutierrez

Team Directory

General Manager . . . . . .Jared Johnson
Director, Sales . . . . . .Richard Haifley
Director, Operations . . . . . .Colleen McCue
Director, Marketing . . . . . .Lucas Kalish
Manager, Sales . . . . . .Anthony Aguilar-Pichette
Coordinator, Creative Content and Game Production . . . . . .Dustin Eichten
Account Executives . . . . . .Tiller Cummings, Jessie Kopacz and Alex Smith
Head Coach . . . . . .Zack Stortini
Assistant Coach . . . . . .Matt Register
Athletic Trainer . . . . . .Abby Russo
Equipment Manager . . . . . .Matt Miletich

2026-27 Schedule

Fri.	**Oct. 16**	**Idaho**	**Sat.**	**Dec. 12**	**Adirondack**	**Sat.**	**Feb. 13**	**Idaho**
Sat.	**Oct. 17**	**Idaho**	Fri.	Dec. 18	at Tulsa	Thu.	Feb. 18	at Allen
Sun.	**Oct. 18**	**Idaho**	Sat.	Dec. 19	at Tulsa	Fri.	Feb. 19	at Allen
Fri.	Oct. 23	at Tahoe	Sun.	Dec. 20	at Tulsa	Sat.	Feb. 20	at Allen
Sat.	Oct. 24	at Tahoe	**Sat.**	**Dec. 26**	**Tahoe**	**Wed.**	**Feb. 24**	**Wichita**
Sun.	Oct. 25	at Tahoe	**Sun.**	**Dec. 27**	**Tahoe**	**Fri.**	**Feb. 26**	**Wichita**
Fri.	**Oct. 30**	**Rapid City**	Wed.	Dec. 30	at Idaho	**Sat.**	**Feb. 27**	**Wichita**
Sat.	**Oct. 31**	**Rapid City**	Fri.	Jan. 1	at Idaho	Fri.	Mar. 5	at Rapid City
Wed.	**Nov. 4**	**Allen**	Sat.	Jan. 2	at Idaho	Sat.	Mar. 6	at Rapid City
Fri.	**Nov. 6**	**Allen**	Wed.	Jan. 6	at Rapid City	Sun.	Mar. 7	at Rapid City
Sat.	**Nov. 7**	**Allen**	Fri.	Jan. 8	at Rapid City	**Fri.**	**Mar. 12**	**Tahoe**
Fri.	Nov. 13	at Kalamazoo	Sat.	Jan. 9	at Rapid City	**Sat.**	**Mar. 13**	**Tahoe**
Sat.	Nov. 14	at Kalamazoo	Fri.	Jan. 15	at Wichita	**Sun.**	**Mar. 14**	**Tahoe**
Sun.	Nov. 15	at Kalamazoo	Sat.	Jan. 16	at Wichita	Fri.	Mar. 19	at Kansas City
Thu.	Nov. 19	at Tahoe	**Wed.**	**Jan. 20**	**Kansas City**	Sat.	Mar. 20	at Kansas City
Fri.	Nov. 20	at Tahoe	**Fri.**	**Jan. 22**	**Kansas City**	**Wed.**	**Mar. 24**	**Tulsa**
Sat.	Nov. 21	at Tahoe	**Sat.**	**Jan. 23**	**Kansas City**	**Fri.**	**Mar. 26**	**Tulsa**
Wed.	**Nov. 25**	**Florida**	**Fri.**	**Jan. 29**	**Wichita**	**Sat.**	**Mar. 27**	**Tulsa**
Fri.	**Nov. 27**	**Florida**	**Sat.**	**Jan. 30**	**Wichita**	Wed.	Mar. 31	at Adirondack
Sat.	**Nov. 28**	**Florida**	Wed,	Feb, 3	at Idaho	Fri.	Apr. 2	at Adirondack
Wed.	Dec. 2	at Wichita	Fri.	Feb. 5	at Idaho	Sat.	Apr. 3	at Adirondack
Fri.	Dec. 4	at Wichita	Sat.	Feb. 6	at Idaho	**Wed.**	**Apr. 7**	**Tahoe**
Wed.	**Dec. 9**	**Adirondack**	**Wed.**	**Feb. 10**	**Idaho**	**Fri.**	**Apr. 9**	**Tahoe**
Fri.	**Dec. 11**	**Adirondack**	**Fri.**	**Feb. 12**	**Idaho**	**Sat.**	**Apr. 10**	**Tahoe**

Web - NMGoatheads.com

Jared Johnson
General Manager

Originally from Knoxville, Tennessee, Johnson is a University of Tennessee alum who previously worked for the Knoxville Ice Bears and Huntsville Havoc of the SPHL. He enjoys spending time with his fiancée, Lindsey, and their wiener dog, Nugget, and cheering on the Volunteers.

Zack Stortini
Head Coach

Zack Stortini was named the first head coach in New Mexico's team history on June 20, 2026. Stortini spent the last four seasons as an assistant coach with the Tucson Roadrunners of the American Hockey League following three seasons with the Ontario Hockey League's Sudbury Wolves. Throughout his coaching career, he has developed a reputation for connecting with players and helping establish strong team cultures while working alongside several NHL prospects. Before transitioning behind the bench, Stortini played 14 professional seasons, including 257 NHL games with the Edmonton Oilers and Nashville Predators. Widely respected for his toughness, work ethic, and leadership during his playing career, he also won two Calder Cup championships in the American Hockey League, including a 2019 title with the Charlotte Checkers.Away from the rink, Stortini was also recognized for his impact in the community. During his time in Charlotte, he earned the team's IOA/American Specialty AHL Man of the Year award for his charitable and community involvement efforts.

NORFOLK ADMIRALS

NHL Affiliate: Independent

AHL Affiliate: Independent

Year-by-Year Record

		Home					Away					Overall							
Season	**GP**	**W**	**L**	**T**	**OT**	**SO**	**W**	**L**	**T**	**OT**	**SO**	**W**	**L**	**T**	**OT**	**SO**	**GF**	**GA**	**PTS**
2025-26	72	18	16	2	5-2	0-0	12	22	2	2-4	0-2	30	38	4	7-4	0-0	211	250	64
2024-25	72	19	15	2	2-2	0-0	21	10	5	4-4	1-1	40	25	7	6-6	1-1	251	210	87
2023-24	69	22	12	2	3-2	0-0	19	9	5	1-4	3-1	41	21	7	4-6	3-1	245	199	89
2022-23	72	12	22	2	1-2	0-0	9	24	3	3-0	0-3	21	46	5	4-2	0-3	203	318	47
2021-22	72	15	17	4	2-2	1-2	14	20	2	1-1	2-1	29	37	6	3-3	3-3	204	261	64
2019-20	60	8	19	4	2-4	0-0	6	19	4	0-4	0-0	14	38	8	2-8	0-0	149	248	36
2018-19	72	19	19	4	1-2	0-2	14	17	5	2-4	0-1	27	36	9	3-6	0-3	218	278	63
2017-18	72	15	17	4	503	0-1	11	22	3	1-3	2-0	26	39	7	6-6	2-1	211	269	59
2016-17	72	14	17	5	2-5	3-0	12	23	1	2-1	2-0	26	40	6	4-6	5-0	214	271	58
2015-16	72	19	15	2	3-1	3-1	11	22	3	2-3	1-0	30	37	5	5-4	4-1	201	232	65
1999-00$	72	25	8	2			19	14	2			44	22	4			241	198	92
1998-99$	70	21	10	4			17	14	4			38	24	8			215	213	84
1997-98$	70	19	10	6			13	18	4			32	28	10			222	225	74
1996-97$	70	24	8	3			22	11	2			46	19	5			286	223	97
1995-96$	70	20	10	5			12	15	8			32	25	13			278	265	77
1994-95$	68	22	7	5			15	16	3			37	23	8			255	239	82
1993-94$	68	25	7	2			16	12	6			41	19	8			298	246	90
1992-93$	64	21	10	1			16	11	5			37	21	6			294	235	80
1991-92$	64	25	5	2			17	15	0			42	20	2			298	220	86
1990-91$	64	21	9	2			17	11	4			38	20	6			300	248	82
1989-90$	60	19	10	1			10	19	1			29	29	2			252	267	60

T - Includes Overtime and Shootout Losses

$ - Hampton Roads Admirals

Year-by-Year Results

Season	**Finished**	**Result**	**Season**	**Finished**	**Result**
2026	7th, North	Out of Playoffs	1999$	2nd, Northeast	Lost Conference Quarterfinals
2025	3rd, North	Lost Division Finals	1998$	4th, Northeast	Won Kelly Cup
2024	2nd, North	Lost Division Finals	1997$	2nd, East	Lost Second Round
2023	7th, North	Out of Playoffs	1996$	5th, East	Lost First Round
2022	6th, South	Out of Playoffs	1995$	4th, East	Lost First Round
2020	7th, South	No Playoffs due to COVID-19	1994$	1st, East	Lost Second Round
2019	6th, South	Out of Playoffs	1993$	2nd, East	Lost First Round
2018	6th, South	Out of Playoffs	1992$	2nd, East	Won Riley Cup
2017	7th, South	Out of Playoffs	1991$	1st, East	Won Riley Cup
2016	5th, East	Out of Playoffs	1990$	5th	Lost Quarterfinals
2000$	3rd, Northeast	Lost Conference Semifinals			

$ - Hampton Roads Admirals

All-Time Record vs. Other Clubs

Team	**W-L-T**	**Team**	**W-L-T**	**Team**	**W-L-T**	**Team**	**W-L-T**
Adirondack	25-25-5	Greensboro	7-5-0	Maine	22-25-2	Tahoe	0-0-0
Allen	1-3-1	Greenville	22-24-4	New Mexico	0-0-0	Toledo	3-8-2
Atlanta	17-21-8	Idaho	4-6-1	Orlando	17-15-4	Trenton	0-0-0
Bloomington	0-0-0	Indy	1-4-0	Rapid City	1-2-0	Trois-Rivieres	17-15-0
Cincinnati	5-2-0	Jacksonville	14-17-5	Reading	30-49-7	Tulsa	0-0-0
Florida	9-22-0	Kalamazoo	2-5-0	Savannah	3-3-1	Wheeling	17-23-8
Fort Wayne	2-3-0	Kansas City	0-0-0	South Carolina	26-27-7	Wichita	0-1-0
						Worcester	12-13-3

Web - NorfolkAdmirals.com

Club Records

Players

Most Points, Season	118	Victor Gervais, 1992-93
Most Points, Game	9	Tom Bissett vs. Greensboro, Nov. 28, 1989
Most Goals, Season	55	Brian Martin, 1990-91
Most Goals, Game	6	Tom Bissett vs. Greensboro, Nov. 28, 1989
Most Assists, Season	82	Murray Hood, 1990-91
Most Assists, Game	6	four times, most recent:
		John Dunbar at Manchester, Mar. 12, 2017
Most PIM, Season	354	Aaron Downey, 1995-96
Most PIM, Game	62	Ron Majic vs. Wheeling, Feb. 20, 1995

Goaltenders

Most Appearances	65	Mark Michaud, 1993-94
Most Minutes	3,732	Mark Michaud, 1993-94
Most Wins	38	Mark Michaud, 1993-94
Most Losses	22	Ty Reichenbach, 2017-18
Most OT/SO Losses	8	Mark Michaud, 1993-94
Most Shots	2,045	Mark Michaud, 1993-94
Most Saves	1,831	Mark Michaud, 1993-94
Most Shutouts	4	Darryl Paquette, 1996-97
Lowest GAA	2.55	Jan Lasak, 1999-00
Best Save Percentage	.917	Jan Lasak, 1999-00
		Jason Saal, 1998-99

Team

Most Points	97	1996-97
Fewest Points	47	2022-23
Most Wins	46	1996-97
Fewest Wins	21	2022-23
Most Losses	46	2022-23
Fewest Losses	19	1996-97
		1993-94
Most Goals Scored	300	1999-00
Fewest Goals Against	198	1999-00
Most Penalty Minutes	2,732	1995-96

Longest Winning Streak

Overall	10	Nov. 20-Dec. 15, 2024
Home	11	1991-92
Road	7	Feb. 23-Apr. 1, 2000

Longest Winless Streak

Overall	12	Oct. 29-Nov. 23, 2022
Home	7	Dec. 8, 2021-Jan. 5, 2022
Road	17	Oct. 22, 2022-Jan. 7, 2023

Regular Season Game Attendance Record
9,010 several times
Postseason Game Attendance Record
9,010 several times
Regular Season Attendance Record
258,262, 1994-95

Playoff Record vs. Current Teams

	Series	W	L	GP	W	L	GF	GA	Last Mtg	Rnd	Result
Adirondack	1	0	1	6	2	4	17	20	2024	DF	L 2-4
Trois-Rivières	2	1	1	12	6	6	31	33	2025	DF	L 2-4
South Carolina	2	1	1	8	4	4	32	38	1997	2nd	L 2-3
Wheeling	3	2	1	15	9	6	50	36	2025	DSF	W 4-1

All-Time Playoff Results

Year	Round	Opponent	Result	GF	GA	OT	Year	Round	Opponent	Result	GF	GA	OT
2025	DF	Trois-Rivières	L 2-4	9	15	0-1	1995	1st	Tallahassee	L 1-3	10	12	0-1
	DSF	Wheeling	W 4-1	19	7	0-0	1994	2nd	Wheeling	L 1-3	13	17	0-1
2024	DF	Adirondack	L 2-4	17	20	0-1		1st	South Carolina	W 2-1	8	14	0-0
	DSF	Trois-Rivieres	W 4-2	22	18	0-0	1993	DSF	Raleigh	L 1-3	11	13	1-3
2000	CSF	Trenton	L 2-3	12	16	0-1	1992	Finals	Louisville	W 4-0	21	8	1-0
	CQF	Huntington	W 3-2	16	14	0-0		DF	Greensboro	W 3-1	13	10	1-0
1999	CQF	Richmond	L 1-3	11	19	0-0		DSF	Richmond	W 2-0	12	4	0-0
1998	Finals	Pensacola	W 4-2	22	15	0-1		1st	Raleigh	W 3-1	18	16	1-0
	CF	Wheeling	W 4-2	18	12	2-1	1991	Finals	Greensboro	W 4-1	21	14	1-0
	CSF	Roanoke	W 3-2	11	12	1-1		DF	Johnstown	W 4-1	25	13	1-0
	CQF	Peoria	W 3-0	13	6	1-0		DSF	Richmond	W 3-1	19	14	0-0
1997	2nd	South Carolina	L 2-3	24	24	0-2	1990	QF	Erie	L 2-3	22	24	1-0
	1st	Roanoke	W 3-1	14	11	1-0							
1996	1st	Richmond	L 0-3	12	22	0-1							

2025-26 Regular Season Statistics

PLAYERS	Pos	GP	G	A	PTS	+/-	PIM	PP	PPA	SH	SHA	GW	FG	OT	UA	EN	SOG	SOA	Shots	Sh%
Brady Fleurent	F	70	31	32	63	-10	10	8	5	1	2	4	8	2	2	3	0	0	166	18.7
Jaydon Dureau	F	54	18	29	47	-9	47	3	11	0	0	0	3	0	1	2	0	0	141	12.8
Jack O'Leary	F	72	16	31	47	-8	16	3	6	3	1	5	2	2	2	1	0	0	119	13.4
Brandon Osmundson	F	69	21	25	46	-7	74	0	2	3	2	4	3	0	1	2	0	0	172	12.2
Kristóf Papp	F	66	20	26	46	-6	29	4	6	0	0	2	1	1	0	2	0	0	131	15.3
Grant Hebert	F	50	13	22	35	6	52	6	3	0	0	1	1	0	0	2	0	0	119	10.9
Ben Zloty	D	46	6	25	31	-6	22	1	5	0	0	0	1	0	1	0	0	0	88	6.8
Chase Yoder	F	37	17	12	29	5	38	4	2	1	1	3	3	0	1	0	0	0	117	14.5
Brody Crane	F	28	9	10	19	1	14	2	5	0	0	2	2	0	1	1	0	0	62	14.5
TOTALS		55	13	16	29	0	22	2	6	0	0	3	4	0	1	1	0	0	103	12.6
Josh McDougall	D	72	4	20	24	-3	18	0	7	0	1	1	1	1	0	0	0	0	97	4.1
Justin Young	F	52	5	16	21	-16	28	1	6	0	0	1	1	0	0	0	0	0	72	6.9
Carson Musser	D	59	3	16	19	-6	22	0	2	1	0	1	0	0	0	0	0	0	85	3.5
Brehdan Engum	D	66	2	16	18	8	64	2	4	0	1	1	0	0	0	0	0	0	85	2.4
Kevin Conley	F	27	9	8	17	-12	11	1	3	0	1	1	1	0	1	0	0	0	60	15.0
Marko Reifenberger	F	67	8	8	16	-6	71	0	2	0	1	1	1	0	0	0	0	0	56	14.3
David Drake	D	57	1	11	12	-10	21	0	0	0	1	0	1	0	0	0	0	0	31	3.2
James Hardie	F	15	3	2	5	-5	0	2	2	0	0	0	0	0	0	0	0	0	26	11.5
TOTALS		46	6	5	11	-14	11	3	2	0	0	0	0	0	0	0	0	0	74	8.1
Nathan Noel	F	46	2	7	9	-2	63	0	1	1	1	0	1	0	0	0	0	0	19	10.5
TOTALS		63	2	8	10	-6	114	0	1	1	1	0	1	0	0	0	0	0	24	8.3
Dawson Barteaux	D	20	4	5	9	-7	18	1	1	0	0	1	0	0	0	0	0	0	57	7.0
David Jankowski	F	19	1	7	8	-6	0	1	0	0	0	1	0	1	0	0	0	0	28	3.6
Jack Jaunich	F	17	3	1	4	1	4	0	0	0	0	0	0	0	1	1	0	0	25	12.0
TOTALS		29	5	2	7	0	6	0	0	0	0	0	0	0	1	1	0	0	41	12.2
Jack Pascucci	D	20	3	4	7	-7	30	0	0	0	0	0	1	0	0	0	0	0	27	11.1
Andre Sutter	F	21	3	4	7	-4	12	0	1	0	0	0	1	0	1	0	0	0	22	13.6
Caleb Price	D	10	1	4	5	-2	0	1	1	0	0	1	0	0	0	0	0	0	18	5.6
Michael Citara	F	13	0	5	5	-1	2	0	1	0	0	0	0	0	0	0	0	0	29	0.0
Killian Kiecker-Olson	F	10	0	4	4	-3	14	0	3	0	0	0	0	0	0	0	0	0	11	0.0
Connor Fedorek	D	30	3	0	3	-11	28	0	0	0	0	0	1	0	0	0	0	0	32	9.4
Carter Korpi	F	5	2	1	3	0	0	1	0	0	0	0	0	0	0	0	0	0	7	28.6
Nick McCarry	F	16	1	2	3	-5	4	0	0	0	0	0	1	0	0	0	0	0	16	6.3
TOALS		21	1	2	3	-10	4	0	0	0	0	0	1	0	0	0	0	0	20	5.0
Will Magnuson	D	49	0	3	3	-4	16	0	0	0	0	0	0	0	0	0	0	0	42	0.0
Matt Crasa	F	13	1	1	2	-3	2	1	0	0	0	0	0	0	0	0	0	0	27	3.7
Dustin Geregach	D	8	0	2	2	-4	24	0	0	0	0	0	0	0	0	0	0	0	14	0.0
Jace Isley	F	11	0	2	2	-1	12	0	0	0	0	0	0	0	0	0	0	0	11	0.0
Quinn Ryan	F	4	1	0	1	-4	0	0	0	0	0	0	0	0	0	0	0	0	5	20.0
Cole Beamin	D	4	0	1	1	0	0	0	0	0	0	0	0	0	0	0	0	0	1	0.0
Brayden Nicholetts	F	10	0	1	1	-4	16	0	0	0	0	0	0	0	0	0	0	0	2	0.0
German Yavaş	F	22	0	1	1	-7	55	0	0	0	0	0	0	0	0	0	0	0	13	0.0
Isaac Poulter	G	43	0	1	1	0	0	0	1	0	0	0	0	0	0	0	0	0	0	0.0
Eric Parker	D	1	0	0	0	1	0	0	0	0	0	0	0	0	0	0	0	0	2	0.0
Logan Stein	G	1	0	0	0	0	0	0	0	0	0	0	0	0	0	0	0	0	0	0.0
Tanner Andrew	F	2	0	0	0	0	0	0	0	0	0	0	0	0	0	0	0	0	2	0.0
Jacob Julien	F	2	0	0	0	0	2	0	0	0	0	0	0	0	0	0	0	0	2	0.0
Timofey Spitserov	RW	2	0	0	0	0	0	0	0	0	0	0	0	0	0	0	0	0	2	0.0
Johnny Curran	F	3	0	0	0	-2	0	0	0	0	0	0	0	0	0	0	0	0	2	0.0
Valtteri Piironen	D	3	0	0	0	-1	4	0	0	0	0	0	0	0	0	0	0	0	1	0.0
Jaxon Castor	G	2	0	0	0	0	0	0	0	0	0	0	0	0	0	0	0	0	0	0.0
TOTALS		4	0	0	0	0	0	0	0	0	0	0	0	0	0	0	0	0	0	0.0
Andrei Bakanov	F	5	0	0	0	-1	0	0	0	0	0	0	0	0	0	0	0	0	2	0.0
Brandon McNally	F	7	0	0	0	-7	40	0	0	0	0	0	0	0	0	0	0	0	2	0.0
Christian Propp	G	7	0	0	0	0	0	0	0	0	0	0	0	0	0	0	0	0	0	0.0
TOTALS		11	0	0	0	0	0	0	0	0	0	0	0	0	0	0	0	0	0	0.0
Dilan Savenkov	D	12	0	0	0	-5	14	0	0	0	0	0	0	0	0	0	0	0	7	0.0
Alex Worthington	G	24	0	0	0	0	0	0	0	0	0	0	0	0	0	0	0	0	0	0.0
BENCH		72	0				10												0	
TEAM TOTALS		**72**	**211**	**365**	**576**	**-173**	**907**	**42**	**80**	**10**	**12**	**30**	**34**	**7**	**12**	**14**	**0**	**0**	**2055**	**10.3**

GOALIE	GP	MINS	W	L	OTL	SL	SO	EN	GA	GAA	SOGP	SOW	SA	SVS	SV%
Isaac Poulter	43	2563	25	17	1	0	2	5	118	2.76	0	0	1237	1119	0.905
Christian Propp	7	368	2	5	0	0	0	2	22	3.59	0	0	171	149	0.871
TOTALS	11	576	2	9	0	0	0	3	38	3.96	0	0	293	255	0.870
Jaxon Castor	2	25	0	1	0	0	0	0	5	12.24	0	0	14	9	0.643
TOTALS	4	151	2	1	0	0	0	0	10	3.99	0	0	66	56	0.848
Alex Worthington	24	1293	3	14	3	0	0	7	86	3.99	0	0	631	545	0.864
Logan Stein	1	60	0	1	0	0	0	0	5	5.00	0	0	27	22	0.815
Empty Net		46							14				14		
TEAM TOTALS	**72**	**4309**	**30**	**38**	**4**	**0**	**2**	**14**	**250**	**3.44**	**0**	**0**	**2094**	**1844**	**0.881**

Jeff Carr
Head Coach

The 2026-27 season marks Jeff Carr's fourth full season as Norfolk's head coach after first taking over on Nov. 7, 2022. In 2023-24, he led the Admirals to a 42-point improvement over the 2022-23 season, and to the team's first Kelly Cup Playoffs berth since returning to the ECHL in the 2015-16 season. Carr joined the Admirals as an assistant coach in August 2022 after spending the previous five seasons as the head coach of the Southern Professional Hockey League's Knoxville Ice Bears. He was named the 2021-22 SPHL Coach of the Year after leading the Ice Bears to a 42-10-8 record, which was the franchise's first regular season title since 2009 while the 42 wins set an all-time SPHL record. In five seasons under Carr's leadership, the Ice Bears' overall record was 151-83-24. The Eagle River, Wisconsin native began his coaching career in 2012-13 as an assistant coach with the Western State Hockey League's Salt Lake City Moose. He was promoted to head coach for the next two seasons in which the Moose secured playoff births. After a brief stint with the Odgen Mustangs in the WSHL, Carr was named the assistant coach of the ECHL's Utah Grizzles in 2016-17 before joining Knoxville in 2017-18.

Coaching Record		**Regular Season**				**Playoffs**		
Season	**Team**	**Games**	**W**	**L**	**T**	**Games**	**W**	**L**
2017-18	Knoxville (SPHL)	56	30	20	6	4	2	2
2018-19	Knoxville (SPHL)	56	22	29	5	4	2	2
2019-20	Knoxville (SPHL)	48	26	17	5	--	--	--
2020-21	Knoxville (SPHL)	42	24	14	4	2	0	2
2021-22	Knoxville (SPHL)	56	42	10	4	3	1	2
2022-23	**Norfolk Admirals (ECHL)**	**64**	**20**	**39**	**5**	**--**	**--**	**--**
2023-24	**Norfolk Admirals (ECHL)**	**69**	**41**	**21**	**7**	**12**	**6**	**6**
2024-25	**Norfolk Admirals (ECHL)**	**72**	**40**	**25**	**7**	**11**	**6**	**5**
2025-26	**Norfolk Admirals (ECHL)**	**72**	**30**	**38**	**4**	**--**	**--**	**--**
	ECHL Totals	**277**	**131**	**123**	**23**	**23**	**12**	**11**

Coaching History

Year	**Coach**	**STD**	**W**	**L**	**T**	**PTS**	**Playoffs**
2025-26	Jeff Carr	7-N	30	38	4	64	Out of Playoffs
2024-25	Jeff Carr	3-N	40	25	7	87	Lost Division Finals
2023-24	Jeff Carr	2-N	41	21	7	89	Lost Division Finals
2022-23	Jeff Carr	7-N	20	39	5	45	Out of Playoffs
	Rod Taylor		1	7	0	2	
2021-22	Rod Taylor	6-S	29	37	6	64	Out of Playoffs
2019-20	Rod Taylor	7-S	14	38	8	36	No Playoffs due to COVID-19
2018-19	Robbie Ftorek	6-S	27	36	9	63	Out of Playoffs
2017-18	Robbie Ftorek	6-S	26	39	7	59	Out of Playoffs
2016-17	Robbie Ftorek	7-S	24	29	2	50	Out of Playoffs
	Rod Aldoff		2	11	4	8	
2015-16	Eric Veilleux	5-E	30	37	5	65	Out of Playoffs
1999-00$	John Brophy	3-NE	44	22	4	92	Lost Conference Semifinals
1998-99$	John Brophy	2-NE	38	24	8	84	Lost Conference Quarterfinals
1997-98$	John Brophy	4-NE	32	28	10	74	Won Kelly Cup
1996-97$	John Brophy	2-E	46	19	5	97	Lost Second Round
1995-96$	John Brophy	5-E	32	25	13	77	Lost First Round
1994-95$	John Brophy	4-E	37	23	8	82	Lost First Round
1993-94$	John Brophy	1-E	41	19	8	90	Lost Second Round
1992-93$	John Brophy	2-E	37	21	6	80	Lost First Round
1991-92$	John Brophy	2-E	42	20	2	86	Won Riley Cup
1990-91$	John Brophy	1-E	38	20	6	82	Won Riley Cup
1989-90$	John Brophy	5	29	29	2	60	Lost Quarterfinals

$ - Hampton Roads Admirals

2026-27 Schedule

Fri.	Oct. 16	at Savananh	**Sat.**	**Dec. 12**	**Maine**	**Wed.**	**Feb. 10**	**Trenton**
Sat.	Oct. 17	at Atlanta	**Sun.**	**Dec. 13**	**Maine**	**Fri.**	**Feb. 12**	**Adirondack**
Sun.	Oct. 18	at Atlanta	Wed.	Dec. 16	at Trois-Rivières	**Sat.**	**Feb. 13**	**Adirondack**
Fri.	**Oct. 23**	**Trois-Rivières**	Fri.	Dec. 18	at Trois-Rivières	Fri.	Feb. 19	at Kalamazoo
Sat.	**Oct. 24**	**Trois-Rivières**	Sat.	Dec. 19	at Trois-Rivières	Sat.	Feb. 20	at Kalamazoo
Sun.	**Oct. 25**	**Trois-Rivières**	Sat.	Dec. 26	at Greensboro	**Fri.**	**Feb. 26**	**Tahoe**
Fri.	**Oct. 30**	**Greensboro**	Sun.	Dec. 27	at Greensboro	**Sat.**	**Feb. 27**	**Tahoe**
Sat.	**Oct. 31**	**Greensboro**	Thu.	Dec. 31	at Reading	**Sun.**	**Feb. 28**	**Tahoe**
Sun.	Nov. 1	at Greensboro	**Sat.**	**Jan. 2**	**Reading**	**Fri.**	**Mar. 5**	**Maine**
Fri.	**Nov. 6**	**Reading**	**Sun.**	**Jan. 3**	**Reading**	**Sat.**	**Mar. 6**	**Maine**
Sat.	**Nov. 7**	**Trenton**	**Fri.**	**Jan. 8**	**Worcester**	Fri.	Mar. 12	at Wheeling
Sun.	**Nov. 8**	**Trenton**	**Sat.**	**Jan. 9**	**Worcester**	Sat.	Mar. 13	at Wheeling
Fri.	Nov. 13	at Adirondack	**Sun.**	**Jan. 10**	**Worcester**	Sun.	Mar. 14	at Wheeling
Sat.	Nov. 14	at Adirondack	Fri.	Jan. 15	at Maine	**Fri.**	**Mar. 19**	**Worcester**
Sun.	Nov. 15	at Adirondack	Sat.	Jan. 16	at Maine	**Sat.**	**Mar. 20**	**Worcester**
Wed.	**Nov. 18**	**Trenton**	Sun.	Jan. 17	at Maine	**Sun.**	**Mar. 21**	**Worcester**
Fri.	**Nov. 20**	**Trenton**	**Fri.**	**Jan. 22**	**Greenville**	Fri.	Mar. 26	at Tahoe
Wed.	Nov. 25	at Greensboro	**Sat.**	**Jan. 23**	**Greenville**	Sat.	Mar. 27	at Tahoe
Fri.	**Nov. 27**	**Greensboro**	**Sun.**	**Jan. 24**	**Greenville**	Sun.	Mar. 28	at Tahoe
Sat.	**Nov. 28**	**Greensboro**	Fri.	Jan. 29	at Worcester	**Fri.**	**Apr. 2**	**Savannah**
Fri.	Dec. 4	at Trenton	Sat.	Jan. 30	at Worcester	**Sat.**	**Apr. 3**	**Savannah**
Sat.	Dec. 5	at Trenton	Sun.	Jan. 31	at Worcester	Thu.	Apr. 8	at Reading
Sun.	Dec. 6	at Trenton	Fri.	Feb. 5	at Trois-Rivières	Fri.	Apr. 9	at Reading
Fri.	**Dec. 11**	**Maine**	Sat.	Feb. 6	Trois-Rivières	Sun.	Apr. 11	at Reading

2025-26 Results

Oct. 17	at Savannah	4-3*	Dec. 19	at Worcester	2-3	**Feb. 25**	**Greensboro**	**2-3**
Oct. 18	at South Carolina	1-2	Dec. 20	at Worcester	3-0	Feb. 27	at Greensboro	3-5
Oct. 24	**Worcester**	**4-1**	Dec. 21	at Adirondack	3-7	Feb. 28	at Greensboro	4-2
Oct. 25	**Worcester**	**2-3***	Dec. 31	at Reading	1-2	**Mar. 4**	**Idaho**	**3-2**
Nov. 1	at Wheeling	2-3	**Jan. 2**	**Reading**	**4-3***	**Mar. 6**	**Idaho**	**3-4***
Nov. 2	at Wheeling	2-3*	**Jan. 3**	**Reading**	**5-1**	**Mar. 7**	**Idaho**	**3-1**
Nov. 7	**Adirondack**	**4-1**	Jan. 9	at Adirondack	6-1	Mar. 11	at Worcester	5-2
Nov. 8	**Adirondack**	**3-2***	Jan. 10	at Adirondack	4-3*	Mar. 13	at Maine	4-1
Nov. 9	**Adirondack**	**2-6**	**Jan. 16**	**Wheeling**	**2-1**	Mar. 14	at Maine	2-3*
Nov. 14	**Savannah**	**2-5**	**Jan. 17**	**Wheeling**	**6-3**	**Mar. 20**	**Greensboro**	**9-4**
Nov. 15	**Savannah**	**4-5**	**Jan. 23**	**Worcester**	**5-3**	**Mar. 21**	**Greensboro**	**1-4**
Nov. 19	at Trois-Rivières	2-5	**Jan. 24**	**Worcester**	**5-6**	**Mar. 22**	**Greensboro**	**3-2***
Nov. 21	at Trois-Rivières	4-2	**Jan. 25**	**Worcester**	**2-3**	Mar. 25	at Reading	0-3
Nov. 22	at Trois-Rivières	1-6	**Jan. 30**	**Trois-Rivières**	**5-2**	Mar. 27	at Reading	0-3
Nov. 23	at Maine	1-5	**Jan. 31**	**Trois-Rivières**	**3-6**	Mar. 28	at Readiung	0-3
Nov. 28	**Maine**	**2-3**	Feb. 4	at Allen	2-1	Mar. 29	at Reading	1-3
Nov. 29	**Maine**	**1-4**	Feb. 6	at Allen	2-5	**Apr. 3**	**Adirondack**	**6-5**
Dec. 5	**Florida**	**4-8**	Feb. 7	at Allen	0-4	**Apr. 4**	**Adirondack**	**3-2***
Dec. 6	**Florida**	**2-5**	Feb. 13	at Greensboro	5-3	Apr. 10	at Maine	3-6
Dec. 7	**Florida**	**2-6**	**Feb. 14**	**Greensboro**	**4-7**	Apr. 11	at Maine	2-7
Dec. 12	**Reading**	**5-1**	**Feb. 15**	**Greensboro**	**5-3**	Apr. 12	at Maine	1-2
Dec. 13	at Reading	3-7	**Feb. 18**	**Fort Wayne**	**1-3**	Apr. 16	at Greensboro	2-6
Dec. 14	at Reading	1-3	**Feb. 20**	**Fort Wayne**	**6-5***	Apr. 17	at Greensboro	3-0
Dec. 17	at Worcester	2-6	**Feb. 21**	**Fort Wayne**	**1-4**	Apr. 19	at Greensboro	6-3

* - Overtime # - Shootout

Patrick Cavanagh
Chief Executive Officer

Patrick Cavanagh enters his seventh season as the Owner and Chief Executive Officer of the Norfolk Admirals. In 1989, Cavanagh began his professional hockey career at the age of 19 which was followed by an ECHL championship with the Hampton Roads Admirals in 1991. He was nominated to the Professional Hockey Players Association's Executive Committee by his peers, which led to the ECHL's initial Central Bargaining Agreement (CBA). Always an advocate for the grassroots of youth hockey development in the United States, Cavanagh founded the "Cavanagh's Developmental Hockey Program" (CDHP) in 1990. The program operated in over 30 states & provinces in North America, reaching unprecedented success. That success was due in part to the "break your comfort zone" development model, which changed the way "hockey schools" were operated. Cavanagh followed that up with the purchase of the previously failed Arc Ice Sports in 2003 and rebranded the building as the Chilled Ponds Ice Sports Complex. The facility received a comprehensive overhaul which included every aspect of design, operations, and functionality. The immediate corporate success of Chilled Ponds led to Cavanagh's recognition by Inside Business as one of the region's "Top 40/under 40" in 2003. After the successful launch of the Hampton Roads Whalers youth hockey organization in 2006, Cavanagh was a pioneer in the formation of the Whalers junior hockey franchise. Overcoming the restrictive, geographic, and competitive obstacles, the Whalers became the first Southeastern junior hockey franchise and provided players with athletic and scholastic opportunities within the sport of hockey that were previously offered only in traditional hockey regions of the United States. His expectation for excellence was immediately realized when the Whalers won the league championships in their first two seasons and set an unprecedented, operational standard by winning eight league and national championships in 13 seasons. This achievement led to over 200 university commitments and players being promoted to higher levels of play. Cavanagh purchased the Norfolk Admirals franchise in July 2019. He continues his tradition of transforming struggling or failed businesses into tremendous successes.

1416 Stephanie Way, Chesapeake, VA 23320

Office . . . . . .(757) 640-1212
Arena . . . . . .Norfolk Scope
Radio Station . . . . . .YouTube
Team Colors . . . . . .White, Blue, Gold
Email . .admiralsinfo@norfolkadmirals.com
Capacity 8,100
Broadcaster . . . . . .Jonathon Schaffer

Team Directory

Owner/Chief Executive Officer . . . . . .Patrick Cavanagh
Chief Financial Officer . . . . . .Anita Cavanagh
Vice of President of Business Operations . . . . . .Brandon Schlick
Vice President of Entertainment and Fan Experience . . . . . .Marco Myers
Vice President of Ticket Sales . . . . . .Josh Holobetz
General Manager/Head Coach . . . . . .Jeff Carr
Assistant Coach . . . . . .Chris Blaisuis
Head Equipment Manager . . . . . .Ryan Parent
Head Athletic Trainer . . . . . .Kristian Hill
Broadcaster & Team Services Coordinator . . . . . .Jonathon Schaffer
Director of Marketing . . . . . .Becca Robinson
Director of Ticket Operations . . . . . .Courtney Martin
Manager of Merchandise and Operations . . . . . .Harrison Hundley
Senior Manager of Business Development . . . . . .Anya Dippold
Senior Account Executives . . . . . .Caleb Fraser and Keegan Nusbaum
Account Executives . . . . . .Ryland Bunnell, Asher Brinckley, Jacob David and Mason Moore
Broadcast & Content Coordinator . . . . . .Benjamin Draper
Ticket Sales Representatives . . . . . .Keegan Nusbaum

Orlando Solar Bears

NHL Affiliate: Tampa Bay Lightning **AHL Affiliate:** Syracuse Crunch

Year-by-Year Record

		Home					Away					Overall							
Season	**GP**	**W**	**L**	**T**	**OT**	**SO**	**W**	**L**	**T**	**OT**	**SO**	**W**	**L**	**T**	**OT**	**SO**	**GF**	**GA**	**PTS**
2025-26	72	14	20	2	1-2	0-0	15	18	3	2-2	0-1	29	38	5	3-4	0-1	186	230	63
2024-25	72	19	13	4	5-4	1-0	18	12	6	8-6	1-0	37	25	10	13-10	2-0	196	200	84
2023-24	72	20	13	3	2-0	0-3	18	11	7	3-7	1-0	38	24	10	5-7	1-3	220	206	86
2022-23	72	17	15	4	6-4	0-0	13	18	5	2-4	2-1	30	33	9	8-8	2-1	219	260	69
2021-22	71	19	12	5	5-4	2-1	14	19	2	1-2	0-0	33	31	7	6-6	2-1	197	226	73
2020-21	72	20	13	3	3-3	1-0	16	16	4	3-3	2-1	36	29	7	6-6	3-1	218	232	79
2019-20	62	17	13	1	3-1	0-0	10	16	5	1-4	0-1	27	29	6	4-4	0-1	170	180	60
2018-19	72	21	13	2	4-1	1-1	20	12	4	4-4	3-0	41	25	6	8-5	4-1	251	238	88
2017-18	72	16	13	7	3-4	2-3	17	17	2	3-2	0-0	33	30	9	6-6	2-3	212	228	75
2016-17	72	19	11	6	0-3	2-3	17	15	4	1-4	1-0	36	26	10	1-7	5-3	260	258	82
2015-16	72	15	18	3	2-1	1-2	18	12	6	4-3	2-3	33	30	9	6-4	3-5	224	232	75
2014-15	72	18	13	5	1-3	3-2	19	12	5	1-3	2-2	37	25	10	2-6	5-4	236	215	84
2013-14	72	24	9	3	2-2	0-1	19	15	2	3-0	4-2	43	24	5	5-2	4-3	225	219	91
2012-13	72	20	11	5	2-1	3-4	8	26	2	2-2	3-0	28	37	7	4-3	6-4	197	253	63

T - Includes Overtime and Shootout Losses

Year-by-Year Results

Season	**Finished**	**Result**	**Season**	**Finished**	**Result**
2026	7th, South	Out of Playoffs	2019	2nd, South	Lost Division Finals
2025	4th, South	Lost Division Finals	2018	3rd, South	Lost Division Finals
2024	4th, South	Lost Division Finals	2017	4th, South	Lost Division Semifinals
2023	6th, South	Out of Playoffs	2016	3rd, South	Out of Playoffs
2022	5th, South	Out of Playoffs	2015	4th, East	Lost Division Semifinals
2021	5th, Eastern	Out of Playoffs	2014	2nd, South	Lost Conference Quarterfinals
2020	5th, South	No Playoffs due to COVID-19	2013	5th, South	Out of Playoffs

All-Time Record vs. Other Clubs

Team	**W-L-T**	**Team**	**W-L-T**	**Team**	**W-L-T**	**Team**	**W-L-T**
Adirondack	5-5-0	Greensboro	0-0-0	Maine	3-5-0	Tahoe	0-0-0
Allen	3-1-1	Greenville	63-42-14	New Mexico	0-0-0	Toledo	7-3-1
Atlanta	54-54-12	Idaho	4-6-1	Norfolk	19-12-5	Trenton	0-0-0
Bloomington	0-0-0	Indy	7-3-1	Rapid City	0-0-0	Trois-Rivieres	3-1-0
Cincinnati	9-4-1	Jacksonville	62-36-15	Reading	6-4-2	Tulsa	2-0-0
Florida	77-106-22	Kalamazoo	8-5-5	Savannah	27-12-3	Wheeling	15-6-2
Fort Wayne	2-8-1	Kansas City	2-3-1	South Carolina	59-68-13	Wichita	0-0-0
						Worcester	5-3-0

Web - OrlandoSolarBearsHockey.com

Club Records

Players

Most Points, Season	74	Aaron Luchuk, 2020-21
Most Points, Game	6	Michael Brodzinski at Atlanta, Dec. 21, 2019
Most Goals, Season	35	Joe Perry, 2016-17
Most Goals, Game	4	four times, most recent: Spencer Kersten at South Carolina, Dec. 21, 2025
Most Assists, Season	46	Aaron Luchuk, 2020-21
Most Assists, Game	5	Michael Brodzinski at Atlanta, Dec. 21, 2019
Most PIM, Season	217	Kelly Bent, 2024-25
Most PIM, Game	31	Mark Louis vs. Adirondack, Mar. 20, 2016

Goaltenders

Most Appearances	48	Brad Barone, 2021-22
Most Minutes	2,695	Brad Barone, 2021-22
Most Wins	23	Brad Barone, 2021-22 Clint Windsor, 2020-21
Most Losses	19	Brad Barone, 2021-22
Most OT/SO Losses	7	Rob Madore, 2015-16
Most Shots	1,476	Brad Barone, 2021-22
Most Saves	1357	Brad Barone, 2021-22
Most Shutouts	5	Garret Sparks, 2014-15
Lowest GAA	2.34	Garret Sparks, 2014-15
Best Save Percentage	.936	Garret Sparks, 2014-15

Team

Most Points	91	2013-14
Fewest Points	63	2025-26 2012-13
Most Wins	43	2013-14
Fewest Wins	28	2012-13
Most Losses	38	2025-26
Fewest Losses	24	2013-14
Most Goals Scored	260	2016-17
Fewest Goals Against	200	2024-25
Most Penalty Minutes	1,338	2018-19

Longest Winning Streak

Overall	11	Jan. 12-Feb. 7, 2024 Feb. 4-28, 2014
Home	10	Jan. 3-Feb. 28, 2014
Road	7	Feb. 4-Mar. 7, 2014

Longest Winless Streak

Overall	11	Oct. 21-Nov. 24, 2025 Jan. 12-Feb. 9, 2025
Home	7	Oct. 28-Nov. 12, 2017
Road	11	Jan. 26-Mar. 30, 2013

Regular Season Game Attendance Record
15,546 vs. Savannah, Apr. 11, 2026

Postseason Game Attendance
9,049 three times, most recent:
vs. Florida, May 9, 2025

Regular Season Attendance Record
256,063, 2025-26

Playoff Record vs. Current Teams

	Series	W	L	GP	W	L	GF	GA	Last Mtg	Rnd	Result
Cincinnati	1	0	1	6	2	4	12	17	2014	CQF	L 2-4
Florida	6	0	6	33	9	24	75	118	2025	DF	L 1-4
Greenville	1	0	1	6	2	4	19	16	2024	DSF	W 4-2
South Carolina	3	3	0	16	12	4	48	32	2025	DSF	W 4-3

All-Time Playoff Results

Year	Round	Opponent	Result	GF	GA	OT	Year	Round	Opponent	Result	GF	GA	OT
2025	DF	Florida	L 1-4	8	18	0-0	2018	DF	Florida	L 1-4	10	22	0-0
	DSF	South Carolina	W 4-3	24	19	1-2		DSF	South Carolina	W 4-0	8	3	2-0
2024	DF	Florida	L 1-4	11	19	0-1	2017	DSF	Florida	L 3-4	23	27	0-1
	DSF	Greenville	W 4-2	19	16	3-0	2015	DSF	Florida	L 2-4	16	19	0-1
2019	DF	Florida	L 1-4	7	13	1-3	2014	CQF	Cincinnati	L 2-4	12	17	1-0
	DSF	South Carolina	W 4-1	16	10	1-0							

2025-26 Regular Season Statistics

PLAYER	Pos	GP	G	A	PTS	+/-	PIM	PP	PPA	SH	SHA	GW	FG	OT	UA	EN	SOG	SOA	Shots	Sh%
Aaron Luchuk	F	72	22	31	53	-24	12	6	12	0	0	4	3	1	2	2	0	1	192	11.5
Reece Newkirk	F	52	19	32	51	-10	78	7	11	0	1	2	6	0	1	0	0	1	140	13.6
Anthony Bardaro	F	68	18	26	44	-24	26	6	10	0	0	3	4	0	2	1	0	1	149	12.1
Spencer Kersten	F	42	19	21	40	-10	22	5	11	1	0	4	5	0	1	1	1	1	144	13.2
Tyler Bird	F	66	16	22	38	-11	61	5	3	0	0	1	2	0	1	1	0	0	151	10.6
Jack Adams	F	47	11	24	35	-18	34	7	8	0	0	0	4	0	0	0	0	1	64	17.2
Jarid Lukosevicius	F	62	12	21	33	-12	76	2	5	0	0	3	2	0	0	1	0	0	159	7.5
Dustin Geregach	D	54	5	14	19	1	36	0	4	0	0	2	2	0	1	0	0	0	49	10.2
TOTALS		62	5	16	21	-3	60	0	4	0	0	2	2	0	1	0	0	0	63	7.9
Milo Roelens	F	39	11	9	20	-6	65	4	1	0	0	1	1	1	0	0	0	0	83	13.3
Cole Kodsi	F	56	11	9	20	-1	69	0	0	0	0	2	0	0	1	1	0	0	83	13.3
Logan Britt	D	68	2	18	20	-10	18	0	11	0	0	0	1	0	0	0	0	0	71	2.8
Dyllan Gill	D	64	3	15	18	2	25	0	4	0	0	1	0	1	0	0	0	0	94	3.2
Connor Kurth	F	53	9	5	14	-6	6	1	0	0	0	2	2	0	0	0	0	0	76	11.8
Ethan Szmagaj	D	54	3	9	12	-4	28	0	0	0	0	0	1	0	0	0	0	0	57	5.3
TOTALS		62	3	11	14	-3	30	0	0	0	0	0	1	0	0	0	0	0	64	4.7
Andrew Bruder	F	56	4	9	13	-13	51	1	2	0	0	0	1	0	1	0	0	0	54	7.4
Kade Landry	D	8	1	4	5	-7	6	0	4	0	0	0	1	0	0	0	0	0	15	6.7
TOTALS		38	1	12	13	-14	10	0	6	0	0	0	1	0	0	0	0	0	52	1.9
Tony Follmer	D	58	1	10	11	-3	25	0	0	0	0	1	0	0	0	0	0	0	24	4.2
Luciano Wilson	F	16	3	7	10	-3	0	2	2	0	0	1	1	0	0	0	0	0	20	15.0
Tyler Drevitch	F	47	3	6	9	-7	92	0	0	0	0	1	0	0	0	0	0	0	70	4.3
Tyler Kobryn	F	25	1	3	4	1	4	0	0	0	0	0	1	0	0	0	0	0	19	5.3
TOTALS		41	2	4	6	-2	10	0	0	0	0	0	2	0	0	0	0	0	55	3.6
Carter Allen	D	53	0	6	6	-8	22	0	0	0	0	0	0	0	0	0	0	0	39	0.0
TOTALS		61	0	6	6	-14	26	0	0	0	0	0	0	0	0	0	0	0	47	0.0
Keegan McMullen	F	9	3	2	5	-1	6	0	1	0	0	0	0	0	0	0	0	0	12	25.0
Eric Olson	F	13	0	3	3	2	12	0	0	0	0	0	0	0	0	0	0	0	8	0.0
TOTALS		21	1	4	5	3	17	0	0	0	0	0	0	0	0	0	0	0	11	9.1
Massimo Lombardi	F	12	2	2	4	-6	6	0	0	0	0	0	0	0	0	0	0	0	13	15.4
Alex Tonge	F	10	1	3	4	-7	0	1	1	0	0	0	0	0	0	0	0	0	12	8.3
Connor Eddy	F	12	1	2	3	1	2	0	0	0	0	0	0	0	0	0	0	0	20	5.0
Mark Cooper	D	18	0	3	3	-5	0	0	0	0	0	0	0	0	0	0	0	0	8	0.0
Chris Harpur	D	19	0	3	3	2	20	0	0	0	0	0	0	0	0	0	0	0	22	0.0
Xavier Lapointe	D	8	2	0	2	1	6	0	0	0	0	1	0	0	0	0	0	0	11	18.2
Gustav Müller	F	11	1	1	2	2	4	0	0	0	0	0	0	0	0	0	0	0	9	11.1
TOTALS		13	1	1	2	3	4	0	0	0	0	0	0	0	0	0	0	0	9	11.1
Peter Laviolette	F	17	1	1	2	0	50	0	0	0	0	0	0	0	0	0	0	0	7	14.3
Ryan Dickinson	D	37	0	2	2	-3	37	0	0	0	0	0	0	0	0	0	0	0	19	0.0
J.C. Brassard	D	7	1	0	1	-8	2	0	0	0	0	0	1	0	0	0	0	0	12	8.3
Ethan Langenegger	G	1	0	1	1	0	0	0	0	0	0	0	0	0	0	0	0	0	0	0.0
Alton McDermott	F	5	0	1	1	-3	0	0	0	0	0	0	0	0	0	0	0	0	7	0.0
Nick Anderson	D	6	0	1	1	-3	0	0	0	0	0	0	0	0	0	0	0	0	6	0.0
Dominic Basse	G	1	0	0	0	0	0	0	0	0	0	0	0	0	0	0	0	0	0	0.0
TOTALS		18	0	1	1	0	2	0	0	0	0	0	0	0	0	0	0	0	0	0.0
Jon Gillies	G	34	0	1	1	0	0	0	1	0	0	0	0	0	0	0	0	0	0	0.0
Lucas Chard	F	1	0	0	0	0	0	0	0	0	0	0	0	0	0	0	0	0	1	0.0
Alex Cohen	F	1	0	0	0	0	0	0	0	0	0	0	0	0	0	0	0	0	0	0.0
Niko Huuhtanen	F	1	0	0	0	-2	0	0	0	0	0	0	0	0	0	0	0	0	1	0.0
Cody Schiavon	D	1	0	0	0	-1	6	0	0	0	0	0	0	0	0	0	0	0	2	0.0
Carson Focht	F	2	0	0	0	0	0	0	0	0	0	0	0	0	0	0	0	0	0	0.0
Mike Ladyman	D	2	0	0	0	0	2	0	0	0	0	0	0	0	0	0	0	0	0	0.0
Luke Bast	D	3	0	0	0	-6	2	0	0	0	0	0	0	0	0	0	0	0	3	0.0
Samuel Richard	G	4	0	0	0	0	0	0	0	0	0	0	0	0	0	0	0	0	0	0.0
Cooper Flinton	F	8	0	0	0	-5	6	0	0	0	0	0	0	0	0	0	0	0	10	0.0
Colby Muise	G	8	0	0	0	0	0	0	0	0	0	0	0	0	0	0	0	0	0	0.0
Davis Bunz	D	13	0	0	0	-15	2	0	0	0	0	0	0	0	0	0	0	0	17	0.0
Harrison Meneghin	G	14	0	0	0	0	0	0	0	0	0	0	0	0	0	0	0	0	0	0.0
Jake Hamilton	F	20	0	0	0	-2	21	0	0	0	0	0	0	0	0	0	0	0	8	0.0
Connor Ungar	G	19	0	0	0	0	0	0	0	0	0	0	0	0	0	0	0	0	0	0.0
TOTALS		25	0	0	0	0	0	0	0	0	0	0	0	0	0	0	0	0	0	0.0
BENCH		72	0				14												0	
TEAM TOTALS		**72**	**186**	**327**	**513**	**-232**	**954**	**47**	**91**	**1**	**1**	**29**	**38**	**3**	**10**	**7**	**1**	**5**	**1961**	**9.5**

GOALIE	GP	MINS	W	L	OTL	SL	SO	EN	GA	GAA	SOGP	SOW	SA	SVS	SV%
Connor Ungar	19	1062	7	8	2	1	3	3	47	2.66	1	0	540	493	0.913
TOTALS	25	1440	11	9	2	2	4	4	56	2.33	3	1	703	647	0.920
Colby Muise	8	327	3	2	0	0	1	2	13	2.38	0	0	160	147	0.919
Jon Gillies	34	1875	14	16	2	0	2	7	90	2.88	0	0	948	858	0.905
Harrison Meneghin	14	772	4	9	0	0	0	1	42	3.26	0	0	380	338	0.889
Dominic Basse	1	35	0	1	0	0	0	1	2	3.47	0	0	10	8	0.800
TOTALS	18	998	7	7	3	0	0	5	63	3.79	0	0	501	438	0.874
Ethan Langenegger	1	58	0	1	0	0	0	0	5	5.15	0	0	24	19	0.792
Samuel Richard	4	170	1	1	0	0	0	0	16	5.65	0	0	100	84	0.840
Empty Net		50							14				14		
TEAM TOTALS	**72**	**4299**	**29**	**38**	**4**	**1**	**6**	**14**	**229**	**3.16**	**1**	**0**	**2176**	**1947**	**0.895**

Matt Macdonald
Head Coach/General Manager

Matt Macdonald was named the sixth head coach in Solar Bears history on July 10, 2025. The 43-year-old spent the previous last five seasons as an assistant coach in the American Hockey League, most recently with the Bridgeport Islanders (2023-25), and previously with the Grand Rapids Griffins (2018-23). Macdonald also spent six seasons behind the bench for the Cincinnati Cyclones, including four years as head coach and director of hockey operations. In those four seasons, the Cyclones tallied a 142-116-30 record and two appearances in the Kelly Cup Playoffs. As a player, the Niagara Falls, Ontario native skated in seven professional seasons as a defenseman logging 385 career games between the Central Hockey League (2005-06), ECHL (2006-09), AHL (2007-09), Italy (2009-10; 2011-12) and Denmark (2010-11). He combined for 133 points (30g-103a), and 601 penalty minutes. Macdonald also appeared in 66 playoff games in his playing career, 44 as a member of the Cyclones, where he scored 14 points (5g-9a), earned 71 penalty minutes, and helped lead Cincinnati to its first ever Kelly Cup title in 2008. Macdonald played college hockey at St. Lawrence University (2001-05), where he had 30 points (14g-16a) in 118 games.

Coaching Record		**Regular Season**				**Playoffs**		
Season	**Team**	**Games**	**W**	**L**	**T**	**Games**	**W**	**L**
2014-15	**Cincinnati Cyclones (ECHL)**	**72**	**31**	**30**	**11**	**--**	**--**	**--**
2015-16	**Cincinnati Cyclones (ECHL)**	**72**	**36**	**27**	**9**	**7**	**3**	**4**
2016-17	**Cincinnati Cyclones (ECHL)**	**72**	**36**	**29**	**7**	**--**	**--**	**--**
2017-18	**Cincinnati Cyclones (ECHL)**	**72**	**39**	**30**	**3**	**5**	**1**	**4**
2025-26	**Orlando Solar Bears (ECHL)**	**72**	**29**	**38**	**5**	**--**	**--**	**--**
	ECHL Totals	**360**	**171**	**154**	**35**	**12**	**4**	**8**

Coaching History

Year	Coach	STD	W	L	T	PTS	Playoffs
2025-26	Matt Macdonald	7-S	29	38	5	63	Out of Playoffs
2024-25	Matt Carkner	4-S	37	25	10	84	Lost Division Finals
2023-24	Matt Carkner	4-S	38	24	10	86	Lost Division Finals
2022-23	Matt Carkner	6-S	30	33	9	69	Out of Playoffs
2021-22	Drake Berehowsky	5-S	33	31	7	73	Out of Playoffs
2020-21	Drake Berehowsky	5-E	36	29	7	79	Out of Playoffs
2019-20	Drake Berehowsky	5-S	27	29	6	60	No Playoffs due to COVID-19
2018-19	Drake Berehowsky	2-S	41	25	6	88	Lost Division Finals
2017-18	Drake Berehowsky	3-S	33	30	9	75	Lost Division Finals
2016-17	Drake Berehowsky	4-S	31	21	9	71	Lost Division Semifinals
	Anthony Noreen		5	5	1	11	
2015-16	Anthony Noreen	3-S	33	30	9	75	Out of Playoffs
2014-15	Vince Williams	4-E	37	25	10	84	Lost Division Semifinals
2013-14	Vince Williams	2-S	43	24	5	91	Lost Conference Quarterfinals
2012-13	Drake Berehowsky	5-S	28	37	7	63	Out of Playoffs

2026-27 Schedule

Sat.	Oct. 17	at Florida	**Thu.**	**Dec. 17**	**Savannah**	**Thu.**	**Feb. 18**	**Worcester**
Sun.	**Oct. 18**	**Florida**	Fri.	Dec. 18	at Savannah	**Sun.**	**Feb. 21**	**Worcester**
Sat.	**Oct. 24**	**South Carolina**	Sun.	Dec. 20	at Savannah	**Mon.**	**Feb. 22**	**Worcester**
Wed.	**Oct. 28**	**Florida**	Sat.	Dec. 26	at Florida	**Wed.**	**Feb. 24**	**South Carolina**
Fri.	**Oct. 30**	**Jacksonville**	Sun.	Dec. 27	at Florida	**Fri.**	**Feb. 26**	**Atlanta**
Tue.	**Nov. 3**	**Atlanta**	**Tue.**	**Dec. 29**	**Florida**	**Mon.**	**Mar. 1**	**Savannah**
Fri.	Nov. 6	at South Carolina	Thu.	Dec. 31	at Jacksonville	Wed.	Mar. 3	at Florida
Sat.	Nov. 7	at South Carolina	**Fri.**	**Jan. 1**	**South Carolina**	**Sun.**	**Mar. 7**	**Atlanta**
Sun.	Nov. 8	at Savannah	**Sat.**	**Jan. 2**	**South Carolina**	**Mon.**	**Mar. 8**	**Atlanta**
Tue.	Nov. 10	at Greenville	**Fri.**	**Jan. 8**	**Jacksonville**	**Fri.**	**Mar. 12**	**Greensboro**
Wed.	Nov. 18	at Florida	Sat.	Jan. 9	at Jacksonville	**Sat.**	**Mar. 13**	**Greensboro**
Fri.	Nov. 20	at Jacksonville	**Mon.**	**Jan. 11**	**Florida**	Wed.	Mar. 17	at Florida
Sat.	**Nov. 21**	**Jacksonville**	**Wed.**	**Jan. 13**	**Jacksonville**	Fri.	Mar. 19	at Florida
Mon.	**Nov. 23**	**South Carolina**	Fri.	Jan. 15	at Greenville	Sat.	Mar. 20	at Florida
Fri.	**Nov. 27**	**Greenville**	Sat.	Jan. 16	at Greenville	Sun.	Mar. 21	at Jacksonville
Sat.	**Nov. 29**	**Greenville**	Sun.	Jan. 17	at Greenville	**Fri.**	**Mar. 26**	**Jacksonville**
Wed.	**Dec. 2**	**Savannah**	**Sat.**	**Jan. 23**	**Savannah**	**Sat.**	**Mar. 27**	**Jacksonville**
Fri.	Dec. 4	at Jacksonville	Fri.	Jan. 29	at Wheeling	**Mon.**	**Mar. 29**	**Florida**
Sat.	**Dec. 5**	**Atlanta**	Sat.	Jan. 30	at Wheeling	Wed.	Mar. 31	at Atlanta
Sun.	**Dec. 6**	**Cincinnati**	Sun.	Jan. 31	at Wheeling	**Thu.**	**Apr. 1**	**Florida**
Wed.	Dec. 9	at Rapid City	Wed.	Feb. 3	at Atlanta	Fri.	Apr. 2	at Florida
Fri.	Dec. 11	at Rapid City	Sat.	Feb. 6	at South Carolina	Fri.	Apr. 9	at Savannah
Sat.	Dec. 12	at Rapid City	Fri.	Feb. 11	at Jacksonville	Sat.	Apr. 10	at Jacksonville
Wed.	**Dec. 15**	**Jacksonville**	**Mon.**	**Feb. 15**	**South Carolina**	Sun.	Apr. 11	at Jacksonville

2025-26 Results

Oct. 17	**Florida**	**1-4**	Dec. 20	at South Carolina	5-0	**Feb. 14**	**Kansas City**	**1-5**
Oct. 18	at Florida	3-1	Dec. 21	at South Carolina	4-0	**Feb. 16**	**Kansas City**	**0-4**
Oct. 21	**Florida**	**1-6**	**Dec. 30**	**Jacksonville**	**6-3**	**Feb. 21**	**Savannah**	**1-4**
Oct. 23	**Atlanta**	**3-5**	Jan. 2	at Florida	2-3	**Feb. 22**	**Florida**	**1-6**
Oct. 29	at South Carolina	2-4	Jan. 3	at Florida	4-3*	Feb. 26	at Florida	1-4
Oct. 31	at Greenville	2-3	**Jan. 5**	**Greenville**	**1-5**	**Feb. 28**	**Florida**	**1-6**
Nov. 4	**South Carolina**	**2-4**	Jan. 8	at Savannah	1-4	**Mar. 4**	**Atlanta**	**5-1**
Nov. 8	at Greenville	2-3	Jan. 9	at Jacksonville	5-4	Mar. 7	at Florida	1-2
Nov. 9	at South Carolina	3-5	**Jan. 10**	**Jacksonville**	**3-4***	**Mar. 10**	**Greenville**	**3-1**
Nov. 13	at Jacksonville	3-4	**Jan. 13**	**South Carolina**	**1-2***	Mar. 13	at Savannah	5-0
Nov. 15	at South Carolina	3-5	**Jan. 15**	**Idaho**	**3-6**	**Mar. 14**	**Greenville**	**3-5**
Nov. 22	at Jacksonville	4-5	**Jan. 16**	**Idaho**	**0-3**	**Mar. 15**	**Greenville**	**3-1**
Nov. 24	**Florida**	**0-4**	**Jan. 17**	**Idaho**	**5-1**	**Mar. 18**	**Florida**	**1-4**
Nov. 28	**Jacksonville**	**5-4**	**Jan. 19**	**Jacksonville**	**3-2***	Mar. 21	at Florida	2-9
Nov. 29	**South Carolina**	**3-1**	**Jan. 23**	**Iowa**	**3-1**	Mar. 26	at Atlanta	1-3
Nov. 30	**Savannah**	**2-1**	**Jan. 25**	**Atlanta**	**1-4**	Mar. 27	at Atlanta	1-3
Dec. 5	at Greenville	5-2	**Jan. 26**	**Atlanta**	**1-2**	**Mar. 29**	**Savannah**	**4-2**
Dec. 6	at Savannah	3-2	Jan. 30	at Savannah	5-2	**Apr. 2**	**South Carolina**	**4-0**
Dec. 7	at Savannah	2-0	Jan. 31	at Savannah	3-2	**Apr. 3**	**South Carolina**	**1-5**
Dec. 10	at South Carolina	1-6	**Feb. 1**	**South Carolina**	**6-1**	Apr. 10	at Atlanta	4-3*
Dec. 12	at Florida	2-3*	Feb. 6	at Maine	3-6	**Apr. 11**	**Savannah**	**2-0**
Dec. 13	at Florida	0-1*	Feb. 7	at Maine	4-3	Apr. 12	at Jacksonville	7-4
Dec. 17	at Jacksonville	2-3#	Feb. 11	at Savannah	3-2	Apr. 18	at South Carolina	0-6
Dec. 19	**South Carolina**	**0-2**	**Feb. 13**	**Kansas City**	**3-4**	Apr. 19	at Jacksonville	5-7

* - Overtime # - Shootout

Chris Heller
President

Chris Heller was named President of the Orlando Solar Bears prior to the start of the 2016-17 season. He began his career with the Solar Bears in November of 2011 as the Director of Finance and Legal Services. Heller previously worked as an attorney in Wheeling, W.Va. Heller earned his law degree at the West Virginia University College of Law in May of 2004. Originally hailing from Wheeling, he earned a B.A. in Accounting in 1998 from Bethany College in West Virginia. He previously worked as an accountant in Columbus and Pittsburgh for CroweChizek and PricewaterhouseCoopers from 1998-2001. Chris and his wife Natalie reside in Winter Garden, Fla. with their three children - Sophia, Maddox and Emerson.

400 W. Church St., Suite 250, Orlando, FL 32801

Office . . . . . .(407) 951-8200
Email .info@orlandosolarbearshockey.com
Arena . . . . . .Kia Center
Capacity 9,049
Radio Station . . . . .orlandosolarbearshockey.com
Broadcaster . . . . . .Joey Battaino
Team Colors . . . . . .Solar Purple, Atlantic Teal, Sunshine Orange, Golden Yellow & Ice Blue

Team Directory

President . . . . . .Chris Heller

Chief Revenue Officer . . . . . .Dylan Tell

Head Coach & General Manager . . . . . .Matt Macdonald

Assistant Coach . . . . . .L.J. Scarpace

Goaltending and Video Coach . . . . . .Marc Terriault

Athletic Trainer . . . . . .Madison Dininny

Head Equipment Manager . . . . . .Craig LeVasseur

Vice President of Ticket Operations & Client Services . . . . . .Christopher Carmichael

Director of Communications & Broadcasting . . . . . .Joey Battaino

Director of Event Presentation & Marketing . . . . . .Caroline Brinson

Marketing & Activation Manager . . . . . .Nicole Morin

Social Media Manager / Groups and Season Ticket Account Executive . . . . . .Christa Legg

Data Analyst / Group Sales Account Executive . . . . . .Michael Bukovey

Business Development & Partnership Management . . . . . .Kevin Lohan

Ticket Account Executives . . . . . .Jesse Clara, Emma Harp, Austin Kubitza, Amelia Patefield

Client Service Specialists . . . . . .Macy Jones, Mae McGonigal

Graphic Designer . . . . . .Sergio Hernandez

Rapid City Rush

NHL Affiliate: Calgary Flames

AHL Affiliate: Calgary Wranglers

Year-by-Year Record

		Home					Away					Overall							
Season	**GP**	**W**	**L**	**T**	**OT**	**SO**	**W**	**L**	**T**	**OT**	**SO**	**W**	**L**	**T**	**OT**	**SO**	**GF**	**GA**	**PTS**
2025-26	72	15	18	3	4-2	1-1	14	18	4	2-4	1-0	29	36	7	6-6	2-1	223	261	65
2024-25	72	18	13	5	3-2	1-3	13	19	4	3-4	1-0	31	32	9	6-6	2-3	218	265	71
2023-24	72	15	19	2	3-2	0-0	15	19	2	2-2	1-0	30	38	4	5-4	1-0	236	280	64
2022-23	72	20	13	3	3-3	1-0	13	21	2	2-2	1-0	33	34	5	5-5	2-0	242	272	71
2021-22	72	18	11	7	2-4	0-3	18	14	4	3-2	0-2	36	25	11	5-6	0-5	241	232	83
2020-21	72	18	16	2	5-1	1-1	14	19	2	3-2	2-0	32	35	4	8-3	3-1	197	232	68
2019-20	60	19	11	0	4-0	2-0	10	14	6	0-5	1-1	29	25	6	4-5	3-1	181	200	64
2018-19	72	15	18	3	2-1	3-2	15	15	6	3-4	4-2	30	33	9	5-5	7-4	168	225	69
2017-18	72	15	19	2	5-1	1-1	10	22	4	6-3	2-3	25	41	6	6-3	2-3	203	268	56
2016-17	72	11	21	4	1-4	0-0	15	17	4	1-4	1-0	26	38	8	2-8	1-0	215	256	60
2015-16	72	17	16	3	2-1	0-2	13	19	4	1-2	1-2	30	35	7	3-3	1-4	177	210	67
2014-15	72	16	16	4	0-1	2-3	21	12	3	1-1	2-2	37	28	7	1-2	4-5	218	206	81

T - Includes Overtime and Shootout Losses

Year-by-Year Results

Season	**Finished**	**Result**	**Season**	**Finished**	**Result**
2026	6th, Mountain	Out of Playoffs	2020	5th, Mountain	No Playoffs due to COVID-19
2025	6th, Mountain	Out of Playoffs	2019	6th, Mountain	Out of Playoffs
2024	6th, Mountain	Out of Playoffs	2018	7th, Mountain	Out of Playoffs
2023	6th, Mountain	Out of Playoffs	2017	7th, Mountain	Out of Playoffs
2022	2nd, Mountain	Lost Division Finals	2016	4th, West	Out of Playoffs
2021	7th, Western	Out of Playoffs	2015	2nd, Central	Lost Division Finals

All-Time Record vs. Other Clubs

Team	**W-L-T**	**Team**	**W-L-T**	**Team**	**W-L-T**	**Team**	**W-L-T**
Adirondack	0-0-0	Greensboro	0-0-0	Maine	5-1-0	Tahoe	12-6-2
Allen	32-50-14	Greenville	3-5-1	New Mexico	0-0-0	Toledo	1-5-1
Atlanta	4-3-1	Idaho	45-66-14	Norfolk	2-0-1	Trentton	0-0-0
Bloomington	0-0-0	Indy	8-6-1	Orlando	0-0-0	Trois-Rivieres	0-0-0
Cincinnati	2-6-1	Jacksonville	0-0-0	Reading	0-2-0	Tulsa	57-43-2
Florida	1-2-0	Kalamazoo	1-2-1	Savannah	0-3-0	Wheeling	0-5-1
Fort Wayne	6-9-1	Kansas City	39-33-2	South Carolina	2-4-0	Wichita	45-44-11
						Worcester	1-1-1

Web - RapidCityRush.com

Club Records

Players

Most Points, Season	79	Ryan Wagner, 2024-25
		Alex Aleardi, 2023-24
Most Points, Game	6	Josh Macdonald vs. Fort Wayne, Mar. 4, 2016
Most Goals, Season	35	Blake Bennett, 2024-25
Most Goals, Game	4	three times, most recent:
		Peter Quenneville vs. Cincinnati, Jan. 10, 2020
Most Assists, Season	50	Ryan Wagner, 2024-25
Most Assists, Game	5	Daniel Leavens at Tulsa, Apr. 7, 2018
Most PIM, Season	161	Garrett Klotz, 2018-19
Most PIM, Game	27	Garrett Clarke vs. Tulsa, Jan. 2, 2016

Goaltenders

Most Appearances	52	Danny Battochio, 2014-15
Most Minutes	2,818	Danny Battochio, 2014-15
Most Wins	25	Danny Battochio, 2014-15
Most Losses	20	Danny Battochio, 2015-16
Most OT/SO Losses	6	Adam Carlson, 2018-19
Most Shots	1,508	Adam Carlson, 2018-19
Most Saves	1,382	Adam Carlson, 2018-19
Most Shutouts	4	Adam Carlson, 2018-19
		Danny Battochio, 2014-15
Lowest GAA	2.47	Danny Battochio, 2014-15
Best Save Percentage	.916	Adam Carlson, 2018-19

Team

Most Points	83	2021-22
Fewest Points	56	2017-18
Most Wins	37	2014-15
Fewest Wins	25	2017-18
Most Losses	41	2017-18
Fewest Losses	25	2021-22
Most Goals Scored	241	2021-22
Fewest Goals Against	206	2014-15
Most Penalty Minutes	1,229	2014-15

Longest Winning Streak

Overall	11	Feb. 5-28, 2025
Home	9	Oct. 25-Dec. 6, 2019
Road	6	Jan. 30-Feb. 21, 2015

Longest Winless Streak

Overall	10	Dec. 1-22, 2017
		Jan. 16-Feb. 6, 2016
Home	11	Jan. 19-Mar. 22, 2024
Road	8	Jan. 16-Feb. 6, 2016

Regular Season Game Attendance Record

5,119 four times, most recent:
vs. Allen, Feb. 12, 2020

Postseason Game Attendance

3,847 vs. Allen, Apr. 23, 2022

Regular Season Attendance Record

138,826, 2014-15

Playoff Record vs. Current Teams

	Series	W	L	GP	W	L	GF	GA	Last Mtg	Rnd	Result
Allen	2	1	1	11	6	5	40	40	2022	DSF	W 4-1
Utah	1	0	1	6	2	4	17	26	2022	DF	L 2-4

All-Time Playoff Results

Year	Round	Opponent	Result	GF	GA	OT
2022	DF	Utah	L 2-4	17	26	1-0
	DSF	Allen	W 4-1	21	11	0-1
2015	DF	Allen	L 2-4	19	29	0-0
	DSF	Quad City	W 4-3	13	15	1-0

Year	Round	Opponent	Result	GF	GA	OT

2025-26 Regular Season Statistics

PLAYER	Pos	GP	G	A	PTS	+/-	PIM	PP	PPA	SH	SHA	GW	FG	OT	UA	EN	SOG	SOA	Shots	Sh%
Ryan Wagner	F	70	24	40	64	-24	20	5	15	1	0	3	5	2	3	0	0	2	231	10.4
Ryan Chyzowski	F	65	30	23	53	-1	73	6	7	0	1	5	6	0	0	2	1	2	192	15.6
Blake Bennett	F	56	22	29	51	-17	65	6	14	0	0	3	3	1	2	2	2	3	198	11.1
Quinn Olson	F	61	17	33	50	-2	18	4	7	1	0	2	1	0	1	0	0	0	96	17.7
Brett Davis	F	68	20	28	48	-17	34	6	6	0	0	2	2	0	1	3	1	2	172	11.6
Cameron Buhl	F	66	21	12	33	-1	30	0	2	3	2	2	2	1	4	3	0	0	140	15.0
Briley Wood	F	71	10	22	32	-8	38	0	4	0	0	1	3	0	0	0	0	0	135	7.4
Chaz Smedsrud	F	72	7	24	31	1	10	2	2	0	0	0	0	0	0	0	0	0	98	7.1
Bobby Russell	D	58	5	15	20	-14	67	2	3	0	0	3	0	0	0	0	0	0	129	3.9
TOTALS		62	5	17	22	-13	67	2	3	0	0	3	0	0	0	0	0	0	136	3.7
Rasmus Ekström	F	47	10	11	21	-2	8	1	1	0	0	1	2	0	0	0	0	0	80	12.5
Jaden Shields	D	6	1	3	4	0	0	0	1	0	0	0	0	0	0	0	0	0	11	9.1
TOTALS		39	5	16	21	9	14	0	4	0	0	0	1	0	0	0	0	1	77	6.5
Chase Pauls	D	66	3	18	21	0	11	0	0	0	0	0	1	0	0	0	0	0	80	3.8
Seth Fyten	F	51	8	10	18	7	37	0	0	1	0	0	0	0	0	0	0	0	68	11.8
Xavier Bernard	D	54	3	13	16	12	38	0	0	0	1	1	0	0	1	1	0	0	78	3.8
Jake Ratzlaff	D	50	3	12	15	13	41	0	0	0	0	0	0	0	1	0	0	0	52	5.8
Carter Wilkie	F	14	7	6	13	2	6	0	0	0	0	1	0	1	1	1	0	0	35	20.0
Mitchell Smith	D	59	3	9	12	-21	14	0	0	0	0	0	0	0	2	1	0	0	55	5.5
Maurizio Colella	F	23	4	7	11	-2	12	0	0	0	0	0	2	0	0	0	0	0	48	8.3
Connor Joyce	F	30	3	4	7	-2	8	0	0	1	1	1	1	0	0	0	0	0	36	8.3
TOTALS		41	3	8	11	0	14	0	0	1	1	1	1	0	0	0	0	0	44	6.8
Cole Tymkin	F	11	1	0	1	-4	18	0	0	0	0	0	0	0	0	0	0	0	5	20.0
TOTALS		49	5	5	10	-1	100	0	0	0	0	1	0	0	1	0	0	0	27	18.5
Ian Pierce	D	22	0	7	7	2	6	0	0	0	0	0	0	0	0	0	0	0	33	0.0
TOTALS		37	0	10	10	-1	6	0	0	0	0	0	0	0	0	0	0	0	52	0.0
Eric Parker	D	14	0	2	2	-10	4	0	1	0	0	0	0	0	0	0	0	0	28	0.0
TOTALS		55	2	7	9	-1	24	0	1	0	1	0	1	0	0	0	0	0	87	2.3
Simon Mack	D	10	2	5	7	0	0	1	1	0	0	0	0	0	0	0	0	0	18	11.1
Braden Birnie	F	9	2	4	6	1	0	1	0	0	0	0	0	0	0	0	0	0	13	15.4
Darian Pilon	F	36	1	5	6	-12	58	0	0	0	0	0	1	0	0	0	0	0	40	2.5
TOTALS		40	1	5	6	-13	60	0	0	0	0	0	1	0	0	0	0	0	44	2.3
Billy Constantinou	D	15	0	6	6	1	2	0	1	0	0	0	0	0	0	0	0	0	28	0.0
Clay Hanus	D	10	3	2	5	-4	4	1	2	0	0	1	0	1	0	0	0	0	28	10.7
Brady Keeper	D	7	2	3	5	-3	9	2	2	0	0	0	0	0	0	0	0	0	11	18.2
Matt Hubbarde	RW	21	1	4	5	2	8	0	1	0	0	0	1	0	0	0	0	0	20	5.0
Parker Bowman	C	31	3	1	4	-10	56	0	0	0	0	0	2	0	0	0	0	0	28	10.7
Arvils Bergmanis	D	19	1	3	4	2	7	0	0	0	0	0	0	0	0	0	0	0	12	8.3
Connor Murphy	G	39	0	4	4	0	4	0	1	0	1	0	0	0	0	0	0	0	0	0.0
Étienne Morin	D	7	1	2	3	3	0	0	2	0	0	0	0	0	0	0	0	0	20	5.0
Johnny Curran	F	5	1	2	3	1	0	0	0	0	0	1	0	0	0	0	0	0	3	33.3
TOTALS		8	1	2	3	-1	0	0	0	0	0	1	0	0	0	0	0	0	5	20.0
Garrett Klotz	F	24	1	1	2	0	42	0	0	0	0	0	1	0	0	0	0	0	23	4.3
Zacharie Giroux	F	6	0	2	2	0	0	0	0	0	0	0	0	0	0	0	0	0	8	0.0
Hunter Donohoe	D	6	1	0	1	-2	0	0	0	0	0	0	1	0	0	0	0	0	4	25.0
Ryan Kuzmich	F	3	0	1	1	0	0	0	0	0	0	0	0	0	0	0	0	0	3	0.0
Teddy Lagerbäck	F	4	0	1	1	1	6	0	0	0	0	0	0	0	0	0	0	0	6	0.0
Mike Van Unen	D	4	0	1	1	0	0	0	0	0	0	0	0	0	0	0	0	0	2	0.0
Arsenii Sergeev	G	12	0	1	1	0	2	0	0	0	0	0	0	0	0	0	0	0	0	0.0
Kaleb Tiessen	D	13	0	1	1	-1	20	0	0	0	0	0	0	0	0	0	0	0	10	0.0
Jack Bostedt	G	1	0	0	0	0	0	0	0	0	0	0	0	0	0	0	0	0	0	0.0
Jared Westcott	LW	1	0	0	0	0	0	0	0	0	0	0	0	0	0	0	0	0	1	0.0
Alexander Stensson	D	2	0	0	0	-1	0	0	0	0	0	0	0	0	0	0	0	0	0	0.0
Aaron Chiarot	D	3	0	0	0	-1	5	0	0	0	0	0	0	0	0	0	0	0	0	0.0
Will Portokalis	F	3	0	0	0	0	0	0	0	0	0	0	0	0	0	0	0	0	5	0.0
Doug Scott	D	4	0	0	0	-2	0	0	0	0	0	0	0	0	0	0	0	0	3	0.0
Lucas Helland	F	5	0	0	0	0	9	0	0	0	0	0	0	0	0	0	0	0	2	0.0
Sean Strange	D	7	0	0	0	-3	4	0	0	0	0	0	0	0	0	0	0	0	5	0.0
Nathan Torchia	G	10	0	0	0	0	0	0	0	0	0	0	0	0	0	0	0	0	0	0.0
Rico DiMatteo	G	12	0	0	0	0	0	0	0	0	0	0	0	0	0	0	0	0	0	0.0
BENCH		72	2				16												2	
TEAM TOTALS		**72**	**223**	**377**	**600**	**-116**	**810**	**37**	**73**	**7**	**6**	**27**	**34**	**6**	**16**	**13**	**4**	**9**	**2295**	**9.6**

GOALIE	GP	MINS	W	L	OTL	SOL	SO	EN	GA	GAA	SOGP	SOW	SA	SVS	SV%
Arsenii Sergeev	12	714	6	6	0	0	0	2	35	2.94	0	0	448	413	0.922
Jack Bostedt	1	59	0	1	0	0	0	0	3	3.07	0	0	40	37	0.925
Connor Murphy	39	2296	16	19	3	1	0	7	126	3.29	2	1	1463	1337	0.914
Rico DiMatteo	12	697	4	6	1	0	0	1	46	3.96	0	0	495	449	0.907
Nathan Torchia	10	554	3	4	2	0	0	2	38	4.12	1	1	360	322	0.894
Empty Net		50							12				12		
TEAM TOTALS	**72**	**4320**	**29**	**36**	**6**	**1**	**0**	**12**	**260**	**3.57**	**3**	**2**	**2818**	**2558**	**0.908**

Dave Smith
Head Coach/General Manager

Dave Smith was named the fifth head coach in Rapid City team history on June 23, 2025. Smith joined the Rush with 27 years of coaching experience, all at the NCAA Division I level. He most recently served as head coach at Rensselaer Polytechnic Institute for the last eight seasons (2017-25). He previously led Canisius College for 12 years (2005-17), where he guided the program to its first-ever NCAA tournament appearance in 2013. In total, Smith brings 712 games of head coaching experience to Rapid City. Smith's coaching career began as an assistant coach with Miami University, Bowling Green State University and Mercyhurst College for a combined total of seven years (1998-2005). He has developed an extensive list of talent who advanced to play professionally, including Cory Conacher, Kevin Bieksa, former Rush defenseman Carl Hudson, and Jordan Sigalet, the Calgary Flames' longtime goaltending coach. As a player, Smith spent six years at the professional level as a forward, five of which came in the International Hockey League. He won the 1993 Turner Cup with the Fort Wayne Komets. Smith is an ECHL alumnus, having played his rookie year with the Dayton Bombers. Overall, he played 448 professional games, totaled 324 points, and accumulated 1,370 penalty minutes. Smith graduated from Ohio State University in 1992, where he was team captain and a four-year letterwinner.

Coaching Record		**Regular Season**				**Playoffs**		
Season	**Team**	**Games**	**W**	**L**	**T**	**Games**	**W**	**L**
2005-06	Canisius College (NCAA)	35	10	23	2	--	--	--
2006-07	Canisius College (NCAA)	35	9	23	3	--	--	--
2007-08	Canisius College (NCAA)	37	11	20	6	--	--	--
2008-09	Canisius College (NCAA)	37	15	16	6	--	--	--
2009-10	Canisius College (NCAA)	37	17	15	5	--	--	--
2010-11	Canisius College (NCAA)	38	13	19	6	--	--	--
2011-12	Canisius College (NCAA)	36	10	22	4	--	--	--
2012-13	Canisius College (NCAA)	27	12	13	2	--	--	--
2013-14	Canisius College (NCAA)	27	11	13	3	--	--	--
2014-15	Canisius College (NCAA)	37	18	12	7	--	--	--
2015-16	Canisius College (NCAA)	39	12	22	5	--	--	--
2016-17	Canisius College (NCAA)	39	21	11	7	--	--	--
2017-18	R.P.I. (NCAA)	37	6	27	4	--	--	--
2018-19	R.P.I. (NCAA)	36	10	23	3	--	--	--
2019-20	R.P.I. (NCAA)	34	17	15	2	--	--	--
2021-22	R.P.I. (NCAA)	44	18	23	3	--	--	--
2022-23	R.P.I. (NCAA)	35	14	20	1	--	--	--
2023-24	R.P.I. (NCAA)	37	10	23	4	--	--	--
2024-25	R.P.I. (NCAA)	35	12	21	2	--	--	--
2025-26	**Rapid City Rush (ECHL)**	**72**	**29**	**36**	**7**	**--**	**--**	**--**
	ECHL Totals	**72**	**29**	**36**	**7**	**--**	**--**	**--**

Coaching History

Year	**Coach**	**STD**	**W**	**L**	**T**	**PTS**	**Playoffs**
2025-26	Dave Smith	6-M	29	36	7	65	Out of Playoffs
2024-25	Scott Burt	6-M	31	32	9	71	Out of Playoffs
2023-24	Scott Burt	6-M	30	38	4	64	Out of Playoffs
2022-23	Scott Burt	6-M	33	34	5	71	Out of Playoffs
2021-22	Scott Burt	2-M	36	25	11	83	Lost Division Finals
2020-21	Daniel Tetrault	7-W	32	35	4	68	Out of Playoffs
2019-20	Daniel Tetrault	5-M	29	25	6	64	No Playoffs due to COVID-19
2018-19	Daniel Tetrault	6-M	30	33	9	69	Out of Playoffs
2017-18	Daniel Tetrault	7-M	25	41	6	56	Out of Playoffs
2016-17	Mark DeSantis	7-M	26	38	8	60	Out of Playoffs
2015-16	Mark DeSantis	4-W	12	9	3	27	Out of Playoffs
	Joe Ferras		18	26	4	40	
2014-15	Joe Ferras	2-C	37	28	7	81	Lost Division Finals

2026-27 Schedule

Fri.	Oct. 16	at Kansas City	**Fri.**	**Dec. 11**	**Orlando**	Sun.	Feb. 7	at Tahoe
Sat.	Oct. 17	at Kansas City	**Sat.**	**Dec. 12**	**Orlando**	**Thu.**	**Feb. 11**	**Tahoe**
Fri.	**Oct. 23**	**Kansas City**	Wed.	Dec. 16	at Allen	**Fri.**	**Feb. 12**	**Tahoe**
Sat.	**Oct. 24**	**Kansas City**	Fri.	Dec. 18	at Allen	**Sat.**	**Feb. 13**	**Tahoe**
Sun.	**Oct. 25**	**Kansas City**	Sat.	Dec. 19	at Allen	Fri.	Feb. 26	at Cincinnati
Fri.	Oct. 30	at New Mexico	**Sat.**	**Dec. 26**	**Idaho**	Sat.	Feb. 27	at Cincinnati
Sat.	Oct. 31	at New Mexico	**Sun.**	**Dec. 27**	**Idaho**	**Fri.**	**Mar. 5**	**New Mexico**
Wed.	Nov. 4	at Idaho	Thu.	Dec. 31	at Wichita	**Sat.**	**Mar. 6**	**New Mexico**
Fri.	Nov. 6	at Idaho	Fri.	Jan. 1	at Wichita	**Sun.**	**Mar. 7**	**New Mexico**
Sat.	Nov. 7	at Idaho	Sat.	Jan. 2	at Wichita	**Wed.**	**Mar. 10**	**Allen**
Wed.	**Nov. 11**	**Tahoe**	**Wed.**	**Jan. 6**	**New Mexico**	**Fri.**	**Mar. 12**	**Allen**
Fri.	**Nov. 13**	**Tahoe**	**Fri.**	**Jan. 8**	**New Mexico**	**Sat.**	**Mar. 13**	**Allen**
Sat.	**Nov. 14**	**Tahoe**	**Sat.**	**Jan. 9**	**New Mexico**	Fri.	Mar. 19	at Tulsa
Wed.	Nov. 18	at Toledo	Fri.	Jan. 15	at Savannah	Sat.	Mar. 20	at Tulsa
Fri.	Nov 20	at Toledo	Sat.	Jan. 16	at Savannah	Sun.	Mar. 21	at Tulsa
Sat.	Nov. 21	at Toledo	Sun.	Jan 17	at Savannah	**Wed.**	**Mar. 24**	**Idaho**
Wed.	**Nov. 25**	**Allen**	**Thu.**	**Jan. 21**	**Reading**	**Fri.**	**Mar. 26**	**Idaho**
Fri.	**Nov. 27**	**Allen**	**Fri.**	**Jan. 22**	**Reading**	**Sat.**	**Mar. 27**	**Idaho**
Sat.	**Nov. 28**	**Allen**	**Sat.**	**Jan. 23**	**Reading**	Wed.	Mar. 31	at Allen
Sun.	**Nov. 29**	**Allen**	Fri.	Jan. 29	at Kansas City	Fri.	Apr. 2	at Allen
Wed.	Dec. 2	at Idaho	Sat.	Jan. 30	at Kansas City	Sat.	Apr. 3	at Allen
Fri.	Dec. 4	at Idaho	Sun.	Jan. 31	at Kansas City	**Wed.**	**Apr. 7**	**Tulsa**
Sat.	Dec. 5	at Idaho	Fri.	Feb. 5	at Tahoe	**Fri.**	**Apr. 9**	**Tulsa**
Wed.	**Dec. 9**	**Orlando**	Sat.	Feb. 6	at Tahoe	**Sat.**	**Apr. 10**	**Tulsa**

2025-26 Results

Oct. 17	at Kansas Ciy	2-3	Dec. 17	at Idaho	1-7	**Feb. 21**	**Worcester**	**5-3**
Oct. 18	at Kansas Ciy	5-2	Dec. 19	at Idaho	4-3	Feb. 27	at Tulsa	0-2
Oct. 24	**Wichita**	**0-1**	Dec. 20	at Idaho	1-7	Feb. 28	at Tulsa	5-7
Oct. 25	**Wichita**	**5-4***	**Dec. 31**	**Tahoe**	**4-3#**	Mar. 1	at Tulsa	3-6
Oct. 29	at Allen	2-1*	Jan. 2	at Idaho	1-3	**Mar. 4**	**Wheeling**	**3-4#**
Oct. 31	at Allen	2-3	Jan. 3	at Idaho	6-3	**Mar. 6**	**Wheeling**	**3-4**
Nov. 1	at Allen	3-6	**Jan. 9**	**Indy**	**3-1**	**Mar. 7**	**Wheeling**	**1-3**
Nov. 5	**Tahoe**	**4-5***	**Jan. 10**	**Indy**	**4-2**	**Mar. 12**	**Wichita**	**4-3***
Nov. 7	**Tahoe**	**3-5**	**Jan. 11**	**Indy**	**1-2**	**Mar. 13**	**Wichita**	**2-3**
Nov. 8	**Tahoe**	**5-2**	Jan. 16	at Cincinnati	4-5*	**Mar. 14**	**Wichita**	**3-2**
Nov. 12	at Indy	4-5*	Jan. 17	at Cincinnati	2-3	Mar. 20	at Kalamazoo	2-3
Nov. 14	at Indy	0-3	**Jan. 23**	**Utah**	**2-5**	Mar. 21	at Kalamazoo	3-2
Nov. 15	at Indy	2-1	**Jan. 24**	**Utah**	**2-6**	Mar. 22	at Kalamazoo	1-6
Nov. 21	**Kansas City**	**3-4**	**Jan. 25**	**Utah**	**6-3**	Mar. 27	at Tahoe	5-3
Nov. 22	**Kansas City**	**3-6**	Jan. 30	at Allen	4-5	Mar. 28	at Tahoe	5-4
Nov. 26	**Idaho**	**5-4***	Jan. 31	at Allen	0-3	Mar. 29	at Tahoe	4-5*
Nov. 28	**Idaho**	**6-2**	Feb. 1	at Allen	6-3	**Apr. 1**	**Tulsa**	**0-5**
Nov. 29	**Idaho**	**1-2**	Feb. 4	at Wichita	2-4	**Apr. 3**	**Tulsa**	**1-5**
Dec. 3	at Tahoe	5-2	Feb. 6	at Wichita	3-2	**Apr. 4**	**Tulsa**	**4-6**
Dec. 5	at Tahoe	4-1	Feb. 7	at Wichita	3-4	Apr. 10	at Utah	3-6
Dec. 6	at Tahoe	3-2#	**Feb. 13**	**Tahoe**	**6-3**	Apr. 11	at Utah	1-2*
Dec. 11	**Allen**	**7-3**	**Feb. 14**	**Tahoe**	**6-3**	Apr. 12	at Utah	5-4*
Dec. 12	**Allen**	**0-4**	**Feb. 19**	**Worcester**	**2-3**	**Apr. 17**	**Tahoe**	**4-3***
Dec. 13	**Allen**	**1-5**	**Feb. 20**	**Worcester**	**4-5***	**Apr. 18**	**Tahoe**	**4-6**

* - Overtime # - Shootout

Jared Reid
President

Jared Reid joined the Rush front office in April 2019, and is currently entering his eighth season with the team. He spent three years as the team's Vice President of Sales, and in the summer of 2022, was promoted to Chief Ticket Officer of Spire Sports & Entertainment, the Rush's parent company. He couldn't stay away from Rapid City, and in May 2023, he was named President of the Rush. He most recently worked at Michigan International Speedway as Senior. Manager of Consumer Sales & Premium Seating. Prior to that he worked for the Kansas City Mavericks as the Director of Ticket Sales. A native of Detroit, Michigan, he started his foray into sports working for Sprint Center in Kansas City, as well as the Kansas City T-Bones of the American Association of Independent Baseball. Jared refereed minor pro and junior hockey for over 10 years, skating in various leagues including the North American Hockey League, United States Hockey League, International Hockey League, Central Hockey League and the ECHL. He attended Central Michigan University, earning his bachelor's degree in 2009.

444 Mount Rushmore Road N., Rapid City, SD 57701

Office . . . . . .(605) 716-7825
Arena . . . . . .The Monument
Radio Station . . . . . .rapidcityrush.mixlr.com
Team Colors . . . . . .Red, Black, White

Email . . . . .cberberian@rapidcityrush.com
Capacity 5,119
Broadcaster. . . . . .Cory Berberian

Team Directory

Owner . . . . . .Jeff Dickerson
President, Spire Holdings . . . . . .Todd Mackin
President . . . . . .Jared Reid
Vice President of Sales . . . . . .Alex Lasky
Executive Vice President . . . . . .Brad Strain
Director of Group Sales . . . . . .Chris Plucker
Account Executives . . . . . .Chris Laudicina and Brandon Boit
Director of Game Operations & Graphic Design . . . . . .Jack Novelli
Director of Digital Media & Marketing . . . . . .Savannah Green
Director of Broadcasting and Media Relations . . . . . .Cory Berberian
Director of Partnership Activation . . . . . .Jake Eby
Community Relations Coordinator . . . . . .Alyssa Foulk
Head Coach/General Manager . . . . . .Dave Smith
Assistant Coach . . . . . .John Mitchell
Video Coach/Operations . . . . . .Kohl Hedquist
Athletic Trainer . . . . . .Justin Ullom
Assistant Athletic Trainer . . . . . .Alyx Sharp
Equipment Manager . . . . . .Trevor McClary

Reading Royals

NHL Affiliate: Philadelphia Flyers **AHL Affiliate:** Lehigh Valley Phantoms

Year-by-Year Record

	Home						Away					Overall							
Season	**GP**	**W**	**L**	**T**	**OT**	**SO**	**W**	**L**	**T**	**OT**	**SO**	**W**	**L**	**T**	**OT**	**SO**	**GF**	**GA**	**PTS**
2025-26	72	23	9	4	3-3	1-1	13	17	6	1-5	2-1	36	26	10	4-8	3-2	199	205	82
2024-25	72	17	11	8	0-6	2-2	16	17	3	2-3	2-0	33	28	11	2-9	4-2	203	223	77
2023-24	72	16	17	3	7-1	1-2	13	18	5	2-5	2-0	29	35	8	9-6	3-2	198	247	66
2022-23	72	22	12	2	0-1	0-1	19	13	4	4-4	0-0	41	25	6	4-5	0-1	262	215	88
2021-22	71	24	8	4	2-3	1-1	21	9	5	3-4	0-1	45	17	9	5-7	1-2	258	201	99
2019-20	60	22	7	2	1-2	0-0	15	10	4	0-3	0-1	37	17	6	1-5	0-1	218	176	80
2018-19	72	16	15	5	0-2	1-3	18	13	5	0-2	3-3	34	28	10	0-4	4-6	229	229	78
2017-18	72	24	10	2	3-2	3-0	15	14	7	3-7	1-0	39	24	9	6-9	4-0	232	199	87
2016-17	72	20	14	2	3-2	0-0	21	11	4	2-2	1-2	41	25	6	5-4	1-2	255	217	88
2015-16	72	16	15	5	0-4	0-1	20	11	5	1-2	1-3	36	26	10	1-6	1-4	222	194	82
2014-15	72	21	13	2	0-0	2-2	24	8	4	0-4	4-0	45	21	6	0-4	6-2	259	210	96
2013-14	72	24	10	2	0-1	3-1	22	12	2	0-1	2-1	46	22	4	0-2	5-2	229	182	96
2012-13	72	26	8	2	1-0	2-2	20	11	5	1-3	1-2	46	19	7	2-3	3-4	246	185	99
2011-12	72	15	17	4	3-1	2-3	21	11	4	2-3	2-1	36	28	8	5-4	4-4	229	235	80
2010-11	72	22	11	3	3-1	2-2	22	12	2	0-1	4-1	44	23	5	3-2	6-3	257	220	93
2009-10	72	21	12	3	1-0	4-3	16	17	3	2-1	2-2	37	29	6	3-1	6-5	254	275	80
2008-09	72	13	22	1	0-1	1-0	11	20	5	1-2	2-3	24	42	6	1-3	3-3	211	269	54
2007-08	72	22	9	5	3-4	3-1	16	17	3	2-2	1-1	38	26	8	5-6	4-2	247	233	84
2006-07	72	17	15	4	0-1	1-3	15	18	3	2-1	2-2	32	33	7	2-2	3-5	221	235	71
2005-06	72	22	11	3	4-1	0-2	20	12	4	2-2	2-2	42	23	7	6-3	2-4	249	209	91
2004-05	72	25	8	3	1-2	3-1	18	14	4	0-0	1-4	43	22	7	1-2	4-5	220	161	93
2003-04	72	25	7	4	1-1	5-3	12	18	6	3-2	1-4	37	25	10	4-3	6-7	212	189	84
2002-03	72	17	16	3	0-0	1-3	15	19	2	3-1	2-1	32	35	5	3-1	3-4	261	303	69
2001-02	72	16	13	7	1-1	2-6	11	23	2	2-1	1-1	27	36	9	3-2	3-7	182	215	63
1998-99*	70	28	6	1	---	4-1	11	18	6	---	3-6	39	24	7	---	7-7	257	242	85
1997-98*	70	21	10	4	---	5-4	12	20	3	---	3-3	33	30	7	---	8-7	221	220	73
1996-97*	70	24	10	1	---	5-1	20	11	4	---	3-4	44	21	5	---	8-5	303	257	93
1995-96*	70	19	12	4	---	5-4	18	16	1	---	8-1	37	28	5	---	13-5	285	268	79
1994-95*	68	19	13	2	1-1	3-1	12	19	3	1-0	3-3	31	32	5	2-1	6-4	282	315	67
1993-94*	68	22	8	4	0-0	1-4	19	12	3	0-1	1-2	41	20	7	0-1	2-6	344	285	89
1992-93*	64	19	10	3	1-1	2-2	11	20	1	0-0	1-1	30	30	4	1-1	3-3	257	256	64
1991-92*	64	18	7	7	0-5	2-1	7	23	2	1-1	0-1	25	30	9	1-6	2-3	298	341	59

T - Includes Overtime and Shootout Losses (Games tied at end of regulation went directly to shootout from 1995-2000)
* - Columbus Chill

Year-by-Year Results

Season	**Finished**	**Result**	**Season**	**Finished**	**Result**
2026	4th, North	Lost Division Semifinals	2007	6th, North	Out of Playoffs
2025	4th, North	Lost Division Semifinals	2006	3rd, North	Lost Division Semifinals
2024	6th, North	Out of Playoffs	2005	1st, North	Lost Division Finals
2023	2nd, North	Lost Division Finals	2004	5th, Northern	Lost Conference Finals
2022	1st, North	Lost Division Finals	2003	7th, Northeast	Out of Playoffs
2020	2nd, North	No Playoffs due to COVID-19	2002	6th, Northeast	Out of Playoffs
2019	5th, North	Out of Playoffs	1999*	1st, Northwest	Lost Conference Quarterfinals
2018	3rd, North	Lost Division Semifinals	1998*	5th, Northwest	Out of Playoffs
2017	2nd, North	Lost Division Semifinals	1997*	1st, North	Lost Second Round
2016	3rd, East	Lost Conference Semifinals	1996*	4th, North	Lost First Round
2015	3rd, East	Lost Division Semifinals	1995*	4th, North	Lost First Round
2014	1st, Atlantic	Lost Conference Quarterfinals	1994*	2nd, North	Lost Second Round
2013	1st, Atlantic	Won Kelly Cup	1993*	7th, West	Out of Playoffs
2012	3rd. Atlantic	Lost Conference Quarterfinals	1992*	7th, West	Out of Playoffs
2011	1st, Atlantic	Lost Conference Semifinals			
2010	2nd, East	Lost Conference Finals	* - Columbus Chill		
2009	7th, North	Out of Playoffs			
2008	3rd, North	Lost Division Finals			

All-Time Record vs. Other Clubs

Team	**W-L-T**	**Team**	**W-L-T**	**Team**	**W-L-T**	**Team**	**W-L-T**
Adirondack	57-37-16	Greensboro	8-3-1	Maine	28-21-7	Tahoe	0-0-0
Allen	5-1-1	Greenville	14-10-4	New Mexico	0-0-0	Toledo	43-27-10
Atlanta	15-8-1	Idaho	5-3-1	Norfolk	52-21-9	Trenton	0-0-0
Bloomington	0-0-0	Indy	13-4-0	Orlando	6-4-2	Trois-Rivieres	19-16-7
Cincinnati	31-27-5	Jacksonville	3-1-1	Rapid City	2-0-0	Tulsa	0-0-0
Florida	15-14-6	Kalamazoo	14-15-2	Savannah	0-0-0	Wheeling	125-91-21
Fort Wayne	8-3-1	Kansas City	0-0-0	South Carolina	16-17-4	Wichita	0-0-0
						Worcester	49-26-7

Web - RoyalsHockey.com

Club Records

Players

Most Points, Season	109	Derek Clancey, 1995-96
Most Points, Game	8	Trent Kaese vs. Knoxville, Jan. 24, 1992
		Derek Clancey vs. Johnstown, Jan. 13, 1996
Most Goals, Season	46	Keith Morris, 1995-96
Most Goals, Game	5	Bobby House, Dec. 19, 1994
Most Assists, Season	77	Derek Clancey, 1995-96
Most Assists, Game	7	Derek Clancey vs. Johnstown, Jan. 13, 1996
Most PIM, Season	408	Gary Coupal, 1995-96
Most PIM, Game	39	Adam Comrie at Toledo, Feb. 2, 2013

Goaltenders

Most Appearances	54	Jeff Salajko, 1996-97, 1998-99
Most Minutes	3,085	Jeff Salajko, 1996-97
Most Wins	35	Jeff Salajko, 1996-97
Most Losses	20	Matt Dalton, 2009-10
Most OT/SO Losses	6	Jeff Salajko, 1998-99
Most Shots	1,833	Jeff Salajko, 1996-97
Most Saves	1,661	Jeff Salajko, 1996-97
Most Shutouts	5	Brandon Anderson, 2013-14
Lowest GAA	1.96	Barry Brust, 2004-05
Best Save Percentage	.933	Peter Hamerlik, 2003-04
		Jeff Salajko, 1996-97

Team

Most Points	99	2021-22
		2012-13
Fewest Points	54	2008-09
Most Wins	46	2013-14
		2012-13
Fewest Wins	24	2008-09
Most Losses	42	2008-09
Fewest Losses	17	2021-22
Most Goals Scored	344	1993-94
Fewest Goals Against	161	2004-05
Most Penalty Minutes	2,742	1991-92

Longest Winning Streak

Overall	12	Jan. 17-Feb. 11, 2015
Home	10	Dec. 5, 2012-Jan. 19, 2013
Road	9	Nov. 26, 2005-Jan. 6, 2006

Longest Winless Streak

Overall	9	Nov. 21-Dec. 6, 2008
Home	6	Nov. 23-Dec. 11, 2011
		Mar. 3-13, 2004
Road	9	Nov. 28, 2025-Jan. 23, 2026

Regular Season Game Attendance Record
7,315 vs. Trenton, Mar. 4, 2006
Postseason Game Attendance Record
5,640 vs. Florida, May 5, 2004
Regular Season Attendance Record
217,624, 2001-02

Playoff Record vs. Current Teams

	Series	W	L	GP	W	L	GF	GA	Last Mtg	Rnd	Result
Cincinnati	4	2	2	23	13	10	66	68	2013	CF	W 4-1
Florida	3	2	1	16	10	6	51	41	2013	CSF	W 4-3
Fort Wayne	1	0	1	5	1	4	8	14	2014	CQF	L 1-4
Greenville	1	1	0	5	4	1	15	4	2013	CQF	W 4-1
Kalamazoo	2	1	1	9	3	6	35	38	2011	CSF	L 0-4
Maine	2	2	0	12	8	4	38	34	2023	DSF	W 4-2
South Carolina	1	0	1	7	3	4	22	19	2015	DSF	L 3-4
Toledo	2	2	0	11	7	4	30	22	2016	CQF	W 4-3
Trois-Rivières	1	0	1	4	0	4	7	17	2025	DSF	L 0-4
Wheeling	4	1	3	21	8	13	49	60	2026	DSF	L 1-4

All-Time Playoff Results

Year	Round	Opponent	Result	GF	GA	OT	Year	Round	Opponent	Result	GF	GA	OT
2026	DSF	Wheeling	L 1-4	4	14	1-1	2010	CF	Cincinnati	L 3-4	19	23	0-0
2025	DSF	Trois-Rivières	L 0-4	7	17	0-1		CSF	Florida	W 4-0	16	12	0-0
2023	DF	Newfoundland	L 1-4	15	22	0-1		CQF	Kalamazoo	W 3-2	20	15	1-2
	DSF	Maine	W 4-2	23	20	0-1	2008	DF	Cincinnati	L 3-4	19	23	0-0
2022	DF	Newfoundland	L 3-4	22	26	0-0		DSF	Elmira	W 4-2	17	17	3-0
	DSF	Maine	W 4-2	15	14	0-0	2006	DSF	Wheeling	L 1-3	13	13	0-1
2018	DSF	Manchester	L 0-4	7	13	0-3	2005	DF	Trenton	L 1-3	10	11	0-1
2017	DSF	Brampton	L 2-4	9	12	0-2		DSF	Toledo	W 3-1	8	3	0-0
2016	CSF	Wheeling	L 3-4	19	22	0-2	2004	CF	Florida	L 2-3	10	15	0-0
	CQF	Toledo	W 4-3	22	19	0-0		DF	Peoria	W 3-1	10	8	1-0
2015	DSF	South Carolina	L 3-4	22	19	0-1		DSF	Wheeling	W 3-2	13	11	0-0
2014	CQF	Fort Wayne	L 1-4	8	14	0-1		WC	Johnstown	W 1-0	2	1	0-0
2013	Finals	Stockton	W 4-1	22	10	1-0	1999	CQF	Chesapeake	L 1-3	10	13	0-1
	CF	Cincinnati	W 4-1	16	12	2-1	1997	2nd	Peoria	L 0-3	6	13	0-0
	CSF	Florida	W 4-3	20	19	2-0		1st	Toledo	W 3-2	17	12	1-2
	CQF	Greenville	W 4-1	15	4	0-0	1996	1st	Wheeling	L 0-3	5	10	0-0
2012	CQF	Elmira	L 2-3	12	15	0-0	1995	1st	Richmond	L 0-3	13	25	0-1
2011	CSF	Kalamazoo	L 0-4	15	23	0-0	1994	2nd	Toledo	L 0-3	9	21	0-0
	CQF	Cincinnati	W 3-1	12	10	2-0		1st	Johnstown	W 2-1	14	7	0-0

2025-26 Regular Season Statistics

PLAYER	Pos	GP	G	A	PTS	+/-	PIM	PP	PPA	SH	SHA	GW	FG	OT	UA	EN	SOG	SOA	Shots	Sh%
Ben Meehan	D	69	12	34	46	-9	36	4	10	0	1	3	1	2	2	1	0	1	191	6.3
Brandon Saigeon	F	72	14	25	39	-17	37	5	8	0	1	3	3	1	0	2	0	1	125	11.2
Carson Golder	F	44	17	16	33	2	19	7	3	0	0	2	1	0	0	1	1	2	148	11.5
Hunter Johannes	F	30	12	13	25	6	62	1	2	0	0	4	4	1	0	1	0	0	95	12.6
TOTALS		47	13	20	33	5	76	1	6	0	0	4	5	1	0	1	0	0	133	9.8
Jeremy Michel	F	61	12	18	30	2	12	0	5	0	0	2	1	0	0	1	0	3	111	10.8
Connor McMenamin	F	63	14	15	29	-6	16	4	4	0	0	2	2	0	0	3	0	1	92	15.2
Jacob Frasca	F	63	12	16	28	-9	113	3	4	2	0	1	2	0	0	0	1	2	118	10.2
Kyle Haskins	F	63	11	17	28	-7	39	2	4	0	0	2	1	0	1	0	0	1	134	8.2
Nolan Burke	F	51	10	17	27	3	23	4	3	0	3	0	1	0	1	0	2	4	123	8.1
Alec Butcher	F	50	11	15	26	13	28	2	2	0	0	2	2	0	0	0	0	1	115	9.6
Connor Kurth	F	20	4	7	11	-3	2	2	4	0	0	2	3	0	0	0	0	1	47	8.5
TOTALS		73	13	12	25	-9	8	3	4	0	0	4	5	0	0	0	0	1	123	10.6
Massimo Rizzo	F	29	6	16	22	-6	10	0	7	0	0	0	2	0	0	0	0	1	61	9.8
Jake Willets	D	69	3	19	22	-19	69	0	8	0	0	1	0	0	0	0	0	1	93	3.2
Austin Saint	F	32	7	7	14	-4	28	3	0	0	0	0	2	0	1	0	0	1	68	10.3
TOTALS		55	9	11	20	-4	35	3	2	0	0	0	3	0	1	0	0	1	102	8.8
Liam Devlin	F	59	8	7	15	-5	43	0	0	0	0	3	0	0	2	2	0	2	81	9.9
Mikael Robidoux	F	13	1	4	5	0	28	0	0	0	0	1	1	0	0	0	0	0	13	7.7
TOTALS		58	3	12	15	-2	163	0	0	0	0	1	1	0	0	0	0	0	55	5.5
Miles Gendron	D	45	2	12	14	9	36	1	1	0	0	1	1	0	0	1	1	1	40	5.0
Artem Kulakov	D	66	3	7	10	7	150	0	0	0	1	1	1	0	0	0	0	0	68	4.4
Vincent Sevigny	D	25	1	9	10	-10	35	0	4	0	0	0	0	0	0	0	0	0	34	2.9
Yvan Mongo	F	28	4	5	9	-1	4	0	1	0	0	1	0	0	0	0	0	0	37	10.8
Zach Bannister	F	30	4	5	9	4	4	0	0	1	0	0	1	0	0	0	2	3	39	10.3
TOTALS		31	4	5	9	4	4	0	0	1	0	0	1	0	0	0	2	3	40	10.0
Nick Capone	F	29	3	6	9	2	4	0	0	0	0	1	0	0	0	0	0	0	30	10.0
Carter Berger	D	11	1	8	9	-5	4	0	5	0	0	0	0	0	1	0	0	0	25	4.0
Victor Hadfield	D	40	1	8	9	-1	39	0	0	0	0	0	0	0	0	0	0	0	43	2.3
Cam Cook	F	29	5	3	8	-6	29	0	0	1	0	0	3	0	0	0	0	0	49	10.2
Owen McLaughlin	F	13	3	5	8	2	0	2	2	0	0	1	1	0	0	0	0	0	18	16.7
Ryan Orgel	D	1	0	0	0	0	2	0	0	0	0	0	0	0	0	0	0	0	2	0.0
TOTALS		24	1	7	8	0	6	1	3	0	0	0	0	0	0	0	0	0	51	2.0
Garrett Devine	C	26	3	4	7	1	16	0	0	0	0	0	0	0	0	0	0	1	31	9.7
TOTALS		27	3	4	7	-1	16	0	0	0	0	0	0	0	0	0	0	1	32	9.4
Jordan Frasca	F	5	3	3	6	1	21	0	0	0	0	0	0	0	1	0	0	0	10	30.0
Ty Voit	F	4	0	3	3	-1	0	0	1	0	0	0	0	0	0	0	0	0	2	0.0
TOTALS		13	2	3	5	-6	6	0	1	0	0	0	1	0	0	1	0	0	13	15.4
Robbie Stucker	D	17	1	4	5	2	2	0	0	0	0	0	0	0	0	0	0	0	14	7.1
Patrick Moynihan	RW	11	2	2	4	0	4	0	0	0	0	0	0	0	1	0	0	0	8	25.0
Amedeo Mastrangeli	D	15	1	3	4	5	8	0	0	0	0	0	1	0	0	0	0	0	9	11.1
Jack Page	D	29	1	3	4	-3	8	0	0	0	0	0	0	0	0	0	0	0	23	4.3
Andrew Kurapov	F	16	1	2	3	3	4	0	0	0	0	0	0	0	0	0	0	1	7	14.3
Ethan Szmagaj	D	8	0	2	2	1	2	0	0	0	0	0	0	0	0	0	0	0	7	0.0
Keith Petruzzelli	G	39	0	2	2	0	2	0	0	0	0	0	0	0	0	0	0	0	0	0.0
Carter Schade	D	3	1	0	1	-1	4	0	0	0	0	0	0	0	0	0	0	0	4	25.0
Sawyer Boulton	F	6	1	0	1	0	29	0	0	0	0	0	0	0	0	0	0	0	1	100.0
Artem Guryev	D	29	1	0	1	-5	6	0	0	0	0	0	0	0	0	0	0	0	22	4.5
Chris McCarthy	F	3	0	1	1	0	0	0	0	0	0	0	0	0	0	0	0	0	8	0.0
Dillan Fox	F	1	0	0	0	-1	0	0	0	0	0	0	0	0	0	0	0	0	0	0.0
Carson Bjarnason	G	2	0	0	0	0	0	0	0	0	0	0	0	0	0	0	0	0	0	0.0
Sam Dabrowski	F	2	0	0	0	-1	2	0	0	0	0	0	0	0	0	0	0	0	1	0.0
Hayden Ford	D	2	0	0	0	0	0	0	0	0	0	0	0	0	0	0	0	0	1	0.0
James Marooney	D	2	0	0	0	-2	2	0	0	0	0	0	0	0	0	0	0	0	2	0.0
Austen Swanklér	F	2	0	0	0	-1	0	0	0	0	0	0	0	0	0	0	0	0	3	0.0
Vinnie Purpura	G	3	0	0	0	0	0	0	0	0	0	0	0	0	0	0	0	0	0	0.0
Kyle Walker	D	3	0	0	0	2	2	0	0	0	0	0	0	0	0	0	0	0	5	0.0
Emile Chouinard	D	7	0	0	0	-6	2	0	0	0	0	0	0	0	0	0	0	0	14	0.0
Ian Shane	G	5	0	0	0	0	0	0	0	0	0	0	0	0	0	0	0	0	0	0.0
TOTALS		13	0	0	0	0	2	0	0	0	0	0	0	0	0	0	0	0	0	0.0
Yaniv Perets	G	27	0	0	0	0	0	0	0	0	0	0	0	0	0	0	0	0	0	0.0
BENCH		72	3				16												3	
TEAM TOTALS		**72**	**199**	**343**	**542**	**-46**	**1030**	**40**	**78**	**4**	**6**	**33**	**34**	**4**	**10**	**12**	**7**	**28**	**2175**	**9.0**

GOALIE	GP	MINS	W	L	OTL	SOL	SO	EN	GA	GAA	SOGP	SOW	SA	SVS	SV%
Vinnie Purpura	3	183	3	0	0	0	0	0	3	0.99	1	1	90	87	0.967
Ian Shane	5	209	1	1	0	0	0	1	9	2.58	0	0	125	116	0.928
TOTALS	13	640	3	5	0	1	0	4	27	2.53	1	0	292	265	0.908
Keith Petruzzelli	39	2274	17	16	5	1	4	6	98	2.59	3	2	1112	1014	0.912
Yaniv Perets	27	1565	14	8	3	1	3	5	74	2.84	1	0	819	745	0.910
Carson Bjarnason	2	118	1	1	0	0	0	0	7	3.57	0	0	59	52	0.881
Empty Net		50							12				12		
TEAM TOTALS	**72**	**4349**	**36**	**26**	**8**	**2**	**7**	**12**	**203**	**2.77**	**5**	**3**	**2217**	**2014**	**0.908**

2026 Kelly Cup Playoffs Statistics

PLAYER	Pos	GP	G	A	PTS	+/-	PIM	PP	PPA	SH	SHA	GW	FG	OT	UA	EN	Shots	Sh%
Jackson Edward	D	5	0	3	3	0	12	0	1	0	0	0	0	0	0	0	8	0.0
Connor Kurth	F	5	2	0	2	-4	2	0	0	0	0	1	0	1	1	0	11	18.2
Alec Butcher	F	3	1	0	1	-1	10	1	0	0	0	0	0	0	0	0	4	25.0
Carson Golder	F	5	1	0	1	-1	2	0	0	0	0	0	0	0	0	0	6	16.7
Jacob Frasca	F	5	0	1	1	-5	0	0	0	0	0	0	0	0	0	0	12	0.0
Kyle Haskins	F	5	0	1	1	-3	2	0	0	0	0	0	0	0	0	0	15	0.0
Connor McMenamin	F	5	0	1	1	-4	0	0	1	0	0	0	0	0	0	0	4	0.0
Owen McLaughlin	F	1	0	0	0	0	0	0	0	0	0	0	0	0	0	0	0	0.0
Keith Petruzzelli	G	1	0	0	0	0	0	0	0	0	0	0	0	0	0	0	0	0.0
Jake Willets	D	1	0	0	0	-1	0	0	0	0	0	0	0	0	0	0	1	0.0
Nick Deakin-Poot	F	2	0	0	0	-2	0	0	0	0	0	0	0	0	0	0	2	0.0
Mikael Robidoux	F	2	0	0	0	-1	4	0	0	0	0	0	0	0	0	0	1	0.0
Austin Saint	F	3	0	0	0	-2	12	0	0	0	0	0	0	0	0	0	3	0.0
Liam Devlin	F	4	0	0	0	-1	17	0	0	0	0	0	0	0	0	0	9	0.0
Miles Gendron	D	4	0	0	0	-1	0	0	0	0	0	0	0	0	0	0	4	0.0
Yaniv Perets	G	4	0	0	0	0	0	0	0	0	0	0	0	0	0	0	0	0.0
Hunter Johannes	F	5	0	0	0	-2	2	0	0	0	0	0	0	0	0	0	13	0.0
Artem Kulakov	D	5	0	0	0	-2	10	0	0	0	0	0	0	0	0	0	1	0.0
Ben Meehan	D	5	0	0	0	-6	14	0	0	0	0	0	0	0	0	0	15	0.0
Jeremy Michel	F	5	0	0	0	-4	0	0	0	0	0	0	0	0	0	0	8	0.0
Yvan Mongo	F	5	0	0	0	-3	0	0	0	0	0	0	0	0	0	0	4	0.0
Brandon Saigeon	F	5	0	0	0	0	6	0	0	0	0	0	0	0	0	0	12	0.0
Vincent Sevigny	D	5	0	0	0	-3	2	0	0	0	0	0	0	0	0	0	14	0.0
Kyle Walker	D	5	0	0	0	-4	6	0	0	0	0	0	0	0	0	0	5	0.0
BENCH		5	0				0										0	
TEAM TOTALS		**5**	**4**	**6**	**10**	**-50**	**101**	**1**	**2**	**0**	**0**	**1**	**0**	**1**	**1**	**0**	**152**	**2.6**

GOALIE	GP	MINS	W	L	SO	EN	GA	GAA	SA	SVS	SV%
Yaniv Perets	4	271	1	3	0	1	8	1.77	134	126	0.940
Keith Petruzzelli	1	59	0	1	0	1	4	4.05	18	14	0.778
Empty Net		6					2		2		
TEAM TOTALS	**5**	**330**	**1**	**4**	**0**	**2**	**14**	**2.50**	**154**	**140**	**0.909**

Anthony Peters
Head Coach/General Manager

Anthony Peters was named the 10th head coach in Royals' history on June 20, 2025 after spending the previous two seasons as an assistant coach with the Florida Everblades. With Peters on staff, the Everblades went 89-38-17, as well as 26-12 the Kelly Cup Playoffs, and captured their third consecutive Kelly Cup championship in 2024, as well as their fourth-straight Eastern Conference Finals appearance in 2025. Prior to beginning his coaching career in 2023-24 with Florida, Peters played eight full seasons of professional hockey as a goaltender with stints in the AHL, ECHL, and overseas in Germany, Sweden, Austria and Slovakia. He opened his professional career in the ECHL with Florida in 2015 and went on to play 100 regular-season games in goal for the Everblades over parts of three seasons through the 2016-17 campaign. He compiled a 60-31-4 record in his time with the team and made 12 Kelly Cup Playoff game appearances for Florida between their postseason runs in 2016 and 2017.In parts of four AHL seasons, Peters appeared in 51 games between the Rochester Americans, Charlotte Checkers and Wilkes/Barre-Scranton Penguins. Following five professional seasons in North America, Peters backstopped HC Slovan Bratislava to the Slovakian Extraliga Championship in 2021-22. In the ensuing season, his last of his professional playing career, Peters went 21-16-0 in 37 games, with a 2.74 GAA and a .910 save percentage.Prior to his professional playing career, Peters was a netminder at St. Mary's University where he earned the accolades of a selection to the CIS all-rookie team in 2011-12, all-Canadian team and CIS Goaltender of the Year honor in 2014-15 and captured a gold medal at the 2013 Winter Universiade in Italy, where he went 4-0 in net for Team Canada.

Coaching Record		**Regular Season**				**Playoffs**		
Season	**Team**	**Games**	**W**	**L**	**T**	**Games**	**W**	**L**
2025-26	**Reading Royals (ECHL)**	**72**	**36**	**26**	**10**	**5**	**1**	**4**
	ECHL Totals	**72**	**36**	**26**	**10**	**5**	**1**	**4**

Coaching History

Year	Coach	STD	W	L	T	PTS	Playoffs
2025-26	Anthony Peters	4-N	36	26	10	82	Lost Division Semifinals
2024-25	Jason Binkley	4-N	33	28	11	77	Lost Division Semifinals
2023-24	Jason Binkley	6-N	13	16	4	30	Out of Playoffs
	James Henry		16	19	4	36	
2022-23	James Henry	2-N	41	25	6	88	Lost Division Finals
2021-22	Kirk MacDonald	1-N	45	17	9	99	Lost Division Finals
2019-20	Kirk MacDonald	2-N	37	17	6	80	No Playoffs due to COVID-19
2018-19	Kirk MacDonald	5-N	34	28	10	78	Out of Playoffs
2017-18	Kirk MacDonald	3-N	39	24	9	87	Lost Division Semifinals
2016-17	Kirk MacDonald	2-N	3	0	0	6	Lost Division Semifinals
	Larry Courville		38	25	6	82	
2015-16	Larry Courville	3-E	36	26	10	82	Lost Conference Semifinals
2014-15	Larry Courville	3-E	45	21	6	96	Lost Division Semifinals
2013-14	Larry Courville	1-A	46	22	4	96	Lost Conference Quarterfinals
2012-13	Larry Courville	1-A	46	19	7	99	Won Kelly Cup
2011-12	Larry Courville	3-A	36	28	8	80	Lost Conference Quarterfinals
2010-11	Larry Courville	1-A	44	23	5	93	Lost Conference Semifinals
2009-10	Larry Courville	2-E	37	29	6	80	Lost Conference Finals
2008-09	Larry Courville	7-N	15	19	4	34	Out of Playoffs
	Jason Nobili		9	23	2	20	
2007-08	Karl Taylor	3-N	38	26	8	84	Lost Division Finals
2006-07	Karl Taylor	6-N	32	33	7	71	Out of Playoffs
2005-06	Karl Taylor	3-N	42	23	7	91	Lost Division Semifinals
2004-05	Derek Clancey	1-N	43	22	7	93	Lost Division Finals
2003-04	Derek Clancey	5-N	37	25	10	84	Lost Conference Finals
2002-03	David Lohrei	7-NW	32	35	5	69	Out of Playoffs
2001-02	Al Sims	6-NW	27	36	9	63	Out of Playoffs
1998-99*	Don Granato	1-NW	39	24	7	85	Lost Conference Quarterfinals
1997-98*	Don Granato	5-NW	33	30	7	73	Out of Playoffs
1996-97*	Brian McCutcheon	1-N	44	21	5	93	Lost Second Round
1995-96*	Moe Mantha	4-N	37	28	5	79	Lost First Round
1994-95*	Moe Mantha	4-N	31	32	5	67	Lost First Round
1993-94*	Terry Ruskowski	2-N	41	20	7	89	Lost Second Round
1992-93*	Terry Ruskowski	7-W	30	30	4	64	Out of Playoffs
1991-92*	Terry Ruskowski	7-W	25	30	9	59	Out of Playoffs

* - Columbus (Ohio) Chill

2026-27 Schedule

Fri.	Oct. 16	at Greensboro	Sat.	Dec. 19	at Maine	**Mon.**	**Feb. 15**	**Trenton**
Sat.	Oct. 17	at Greensboro	Sun.	Dec. 20	at Maine	**Fri.**	**Feb. 19**	**Greensboro**
Sat.	**Oct. 24**	**Kalamazoo**	Sun.	Dec. 27	at Trois-Rivières	**Sat.**	**Feb. 20**	**Greensboro**
Sun.	**Oct. 25**	**Kalamazoo**	Mon.	Dec. 28	at Trois-Rivières	Sun.	Feb. 21	at Adironack
Wed.	**Oct. 28**	**Trenton**	Tue.	Dec. 29	at Maine	Thu.	Feb. 25	at Greensboro
Fri.	**Oct. 30**	**Trenton**	**Thu.**	**Dec. 31**	**Norfolk**	Sat.	Feb. 27	at Greensboro
Fri.	Nov. 6	at Norfolk	Sat.	Jan. 2	at Norfolk	Sun.	Feb. 28	at Greensboro
Wed.	Nov. 11	at Trenton	Sun.	Jan. 3	at Norfolk	**Wed.**	**Mar. 3**	**Cincinnati**
Fri.	**Nov. 13**	**Trenton**	**Wed.**	**Jan. 6**	**Wheeling**	**Fri.**	**Mar. 5**	**Cincinnati**
Wed.	**Nov. 17**	**Adirondack**	Wed.	Jan. 12	at Trenton	**Sat.**	**Mar. 6**	**Cincinnati**
Fri.	**Nov. 20**	**Kalamazoo**	**Fri.**	**Jan. 15**	**Trois-Rivières**	Wed.	Mar. 10	at Wheeling
Sat.	**Nov. 21**	**Trenton**	**Sat.**	**Jan. 16**	**Trois-Rivières**	**Fri.**	**Mar. 12**	**Trenton**
Sun.	Nov. 22	at Worcester	**Mon.**	**Jan. 18**	**Wheeling**	**Sat.**	**Mar. 13**	**Maine**
Wed.	Nov. 25	at Trenton	Thu.	Jan. 21	at Rapid City	**Fri.**	**Mar. 19**	**Wheeling**
Sat.	**Nov. 28**	**Trois-Rivières**	Fri.	Jan. 22	at Rapid City	**Sat.**	**Mar. 20**	**Wheeling**
Sun.	Nov. 29	at Trenton	Sat.	Jan. 23	at Rapid City	**Sun.**	**Mar. 21**	**Wheeling**
Fri.	Dec. 4	at Adirondack	Fri.	Jan. 29	at Adirondack	**Fri.**	**Mar. 26**	**Adirondack**
Sat.	Dec. 5	at Adirondack	Sat.	Jan. 30	at Adirondack	**Sat.**	**Mar. 27**	**Adirondack**
Sun.	Dec. 6	at Worcester	Sun.	Jan. 31	at Adirondack	Fri.	Apr. 2	at Trois-Rivières
Wed.	**Dec. 9**	**Worcester**	Fri.	Feb. 5	at Maine	Sat.	Apr. 3	at Trois-Rivières
Fri.	**Dec. 11**	**Worcester**	Sat.	Feb. 6	at Worcester	Sun.	Apr. 4	at Trois-Rivières
Sat.	**Dec. 12**	**Trois-Rivières**	**Tue.**	**Feb. 9**	**at Adirondack**	**Thu.**	**Apr. 8**	**Norfolk**
Sun.	Dec. 13	at Trenton	**Fri.**	**Feb. 12**	**Maine**	**Fri.**	**Apr. 9**	**Norfolk**
Wed.	Dec. 16	at Trenton	**Sat.**	**Feb. 13**	**Maine**	**Sun.**	**Apr. 11**	**Norfolk**

2025-26 Results

Oct. 17	at Trois-Rivières	5-6*	**Dec. 19**	**Adirondack**	**5-3**	Mar. 7	at Greensboro	2-1
Oct. 19	at Maine	4-0	Dec. 20	at Adirondack	2-4	Mar. 8	at Greensboro	2-6
Oct. 24	at Greensboro	4-1	**Dec. 31**	**Norfolk**	**2-1**	Mar. 11	at Wheeling	1-0
Oct. 25	at Greensboro	8-7*	Jan. 2	at Norfolk	3-4*	**Mar. 14**	**Worcester**	**2-5**
Oct. 31	at Worcester	2-1#	Jan. 3	at Norfolk	1-5	**Mar. 15**	**Worcester**	**4-2**
Nov. 1	at Worcester	5-1	**Jan. 9**	**Maine**	**3-4***	**Mar. 20**	**Adiondack**	**3-4#**
Nov. 2	at Maine	1-5	**Jan. 10**	**Maine**	**0-2**	Mar. 21	at Adirondack	3-4*
Nov. 8	**Trois-Rivières**	**1-2**	**Jan. 11**	**Maine**	**4-3***	Mar. 22	at Maine	0-4
Nov. 9	**Trois-Rivières**	**3-2#**	Jan. 14	at Worcester	1-4	**Mar. 25**	**Norfolk**	**3-0**
Nov. 14	at Adirondack	3-4*	**Jan. 16**	**Greensboro**	**6-0**	**Mar. 27**	**Norfolk**	**3-0**
Nov. 15	**Adirondack**	**7-3**	**Jan. 17**	**Greensboro**	**1-4**	**Mar. 28**	**Norfolk**	**3-0**
Nov. 16	**Wheeling**	**3-2**	**Jan. 19**	**Greensboro**	**3-2**	**Mar. 29**	**Norfolk**	**3-1**
Nov. 18	**Wheeling**	**0-2**	Jan. 23	at Wheeling	1-3	Apr. 2	at Worcester	3-5
Nov. 21	at Wheeling	4-1	Jan. 24	at Wheeling	5-2	Apr. 3	at Worcester	1-2
Nov. 22	**Wheeling**	**1-3**	**Jan. 30**	**Greensboro**	**5-2**	Apr. 5	at Worcester	3-2
Nov. 28	at Trois-Rivières	1-5	**Jan. 31**	**Greensboro**	**2-1**	**Apr. 10**	**Wheeling**	**3-2**
Nov. 29	at Trois-Rivières	0-3	**Feb. 3**	**Trois-Rivières**	**3-2***	**Apr. 11**	**Wheeling**	**2-6**
Nov. 30	at Trois-Rivières	1-4	Feb. 5	at Greensboro	2-6	**Apr. 12**	**Wheeling**	**1-2***
Dec. 3	**Wheeling**	**0-4**	Feb. 6	at Greensborro	5-2	Apr. 17	at Florida	1-4
Dec. 5	**Worcester**	**1-2**	Feb. 7	at Greensboro	3-4#	Apr. 18	at Florida	2-3
Dec. 6	**Worcester**	**5-4**	Feb. 13	at Wheeling	3-0	+Apr. 24	at Wheeling	0-4
Dec. 10	**Wheeling**	**3-2**	Feb. 14	at Wheeling	3-6	+Apr. 25	at Wheeling	1-5
Dec. 12	at Norfolk	1-5	Feb. 15	at Wheeling	3-2#	**+Apr. 29**	**Wheeling**	**0-2**
Dec. 13	**Norfolk**	**7-3**	Feb. 25	at Adirondack	4-5*	**+May 1**	**Wheeling**	**3-2***
Dec. 14	**Norfolk**	**3-1**	**Feb. 27**	**Greenville**	**4-1**	**+May 2**	**Wheeling**	**0-1***
Dec. 17	**Adirondack**	**2-1***	**Feb. 28**	**Greenville**	**5-6***			

* - Overtime # - Shootout + - Kelly Cup Playoffs

David Farrar
President

David Farrar enters his eighth full year with the Royals after initially being named the team's general manager on Feb. 21, 2019. Farrar is responsible for the overall management, promotion and day-to-day operation of the hockey team. Farrar, who previously served as general manager of Santander Arena and Santander Performing Arts Center, brings established and well-documented knowledge of the Reading/Berks County market to the position. During his tenure in the position the two buildings posted numerous record shattering attendance and revenue results, as well as a record-setting financial year across the 2017-2018 fiscal year. His experience includes administration, operations, marketing, budgeting, booking, and event operations for arenas and theaters. He spent the past year as the Director of Booking for Oak View Group Facilities at Rupp Arena in Lexington, Kentucky. Farrar is a 2005 graduate of Virginia Commonwealth University with a Bachelor's Degree from the Sports Management Program. He also received his M.D. in Sports Administration from VCU in 2007. He is an active member of the International Association of Venue Managers, and a graduate of the International Association of Venue Management. He and his wife Claire, have three children, Cole, Madelyn and Ashtyn.

700 Penn Street, Reading, PA 19602

Office . . . . . .(610) 898-7825
Arena . . . . . .Santander Arena
Radio Station . . . . . .Mixlr.com/ReadingRoyals
Team Colors . .Purple, White, Silver, Black, Orange

Email . . . . . .info@royalshockey.com
Capacity 6,576
Broadcaster . . . . . .Erik Jesberger

Team Directory

President . . . . . .David Farrar
Vice President of Operations . . . . . .Dakota Procyk
Finance Assistant . . . . . .Kim Krall
Vice President of Corporate Partnerships . . . . . .Tammy Dahms
Director of Finance . . . . . .Christina Gilfert
Director of Communications & Broadcasting . . . . . .Erik Jesberger
Director of Merchandise . . . . . .Pat Noecker
Creative Director . . . . . .Jak Kerley
Director of Ticketing . . . . . .Chris Hazel
Corporate Partnership & Special Events Manager . . . . . .Amanda Eckert
Retention Manager . . . . . .J.R. Yenser
Group Sales Executives . . . . . .Dillon Humes
Account Executives . . . . . .Noah Stock
Head Coach/General Manager . . . . . .Anthony Peters
Assistant Coach . . . . . .Justin Stevens
Athletic Trainer . . . . . .Jake Garwood
Head Equipment Manager & Director of Hockey Operations . . . . . .Jason MacDonald

Savannah Ghost Pirates

NHL Affiliate: Florida Panthers

AHL Affiliate: Charlotte Checkers

Year-by-Year Record

		Home					Away					Overall							
Season	**GP**	**W**	**L**	**T**	**OT**	**SO**	**W**	**L**	**T**	**OT**	**SO**	**W**	**L**	**T**	**OT**	**SO**	**GF**	**GA**	**PTS**
2025-26	72	15	17	4	2-3	0-1	20	16	0	3-0	1-0	35	33	4	5-3	1-1	209	208	74
2024-25	72	16	15	5	1-5	0-0	15	19	2	4-1	0-1	31	34	7	5-6	0-1	226	248	69
2023-24	72	15	17	4	2-3	2-1	15	17	4	1-4	2-0	30	34	8	3-7	4-1	218	243	68
2022-23	72	16	15	5	0-4	3-1	12	19	5	4-5	2-0	28	34	10	4-9	5-1	207	258	66

T - Includes Overtime and Shootout Losses

Year-by-Year Results

Season	**Finished**	**Result**
2026	4th, South	Lost Division Semifinals
2025	5th, South	Out of Playoffs
2024	6th, South	Out of Playoffs
2023	7th, South	Out of Playoffs

All-Time Record vs. Other Clubs

Team	**W-L-T**	**Team**	**W-L-T**	**Team**	**W-L-T**	**Team**	**W-L-T**
Adirondack	1-0-0	Greensboro	2-0-0	Maine	0-0-0	Tahoe	1-2-0
Allen	1-2-0	Greenville	20-16-7	New Mexico	0-0-0	Toledo	0-2-0
Atlanta	24-19-3	Idaho	1-2-0	Norfolk	4-2-1	Trenton	0-0-0
Bloomington	1-1-0	Indy	1-0-0	Orlando	15-18-7	Trois-Rivieres	4-1-0
Cincinnati	0-2-0	Jacksonville	13-19-3	Rapid City	3-0-0	Tulsa	0-0-0
Florida	13-23-4	Kalamazoo	0-0-0	Reading	0-0-0	Wheeling	0-0-0
Fort Wayne	4-0-0	Kansas City	1-2-0	South Carolina	14-21-4	Wichita	0-0-0
						Worcester	1-2-0

Web - GhostPiratesHockey.com

Club Records

Players

Most Points, Season	59	Devon Paliani, 2024-25
Most Points, Game	5	four times, most recent:
		Alex Gilmour, Mar. 2, 2024 at Rapid City
Most Goals, Season	32	Devon Paliani, 2024-25
Most Goals, Game	4	Brent Pedersen at Allen, Apr. 5, 2023
Most Assists, Season	40	Logan Drevitch, 2024-25
		Reece Vitelli, 2024-25
Most Assists, Game	4	Dennis Cesana, Oct. 23, 2025 vs. S. Carolina
		Alex Gilmour, Mar. 2, 2024 at Rapid City
Most PIM, Season	140	Anthony Collins, 2023-24
Most PIM, Game	25	Darian Skeoch, Apr. 7, 2023 at Allen

Goaltenders

Most Appearances	36	Vinnie Purpura, 2025-26
		Evan Cormier, 2024-25
Most Minutes	2,114	Evan Cormier, 2024-25
Most Wins	19	Vinnie Purpura, 2025-26
Most Losses	18	Keith Kinkaid, 2024-25
Most OT/SO Losses	7	Isaiah Saville, 2022-23
Most Shots	1,158	Isaiah Saville, 2022-23
Most Saves	1,065	Isaiah Saville, 2022-23
Most Shutouts	4	Michael Bullion, 2023-24
Lowest GAA	2.77	Michael Bullion, 2023-24
Best Save Percentage	.920	Isaiah Saville, 2022-23

Team

Most Points	74	2025-26
Fewest Points	66	2022-23
Most Wins	35	2025-26
Fewest Wins	28	2022-23
Most Losses	34	2024-25
		2023-24
		2022-23
Fewest Losses	33	2025-26
Most Goals Scored	226	2024-25
Fewest Goals Against	208	2025-26
Most Penalty Minutes	972	2023-24

Longest Winning Streak

Overall	8	Jan. 2-17, 2026
Home	6	Mar. 5-Apr. 15, 2023
Road	5	Feb. 1-21, 2026
		Dec. 14, 2024-Jan. 15, 2025

Longest Winless Streak

Overall	10	Dec. 9-30, 2022
Home	6	Feb. 22-Apr. 4, 2025
Road	12	Dec. 3, 2022-Jan. 21, 2023

Regular Season Game Attendance Record
7,485, 72 times

Postseason Game Attendance Record
7,485, two times, most recent:
May 1, 2026 vs. Florida

Regular Season Attendance Record
269,460, 2024-25 and 2025-26

Playoff Record vs. Current Teams

	Series	W	L	GP	W	L	GF	GA	Last Mtg	Rnd	Result
Florida	1	0	1	4	0	4	4	14	2026	DSF	L 0-4

All-Time Playoff Results

Year	Round	Opponent	Result	GF	GA	OT
2026	DSF	Florida	L 1-4	4	14	0-0

2025-26 Regular Season Statistics

PLAYER	Pos	GP	G	A	PTS	+/-	PIM	PP	PPA	SH	SHA	GW	FG	OT	UA	EN	SOG	SOA	Shots	Sh%
Nicholas Zabaneh	F	69	27	24	51	-9	36	7	5	5	3	4	2	0	2	2	0	0	200	13.5
Bryce Brodzinski	F	60	14	26	40	-5	23	4	4	0	0	2	1	0	1	1	1	2	156	9.0
Dennis Cesana	D	69	7	33	40	2	30	1	14	0	1	0	0	0	0	1	0	1	177	4.0
Logan Drevitch	F	64	9	28	37	-2	94	5	7	0	0	1	0	1	0	0	0	0	130	6.9
Riley Hughes	F	57	15	18	33	-8	40	5	5	0	0	6	2	2	1	1	0	1	111	13.5
Cristophe Tellier	F	58	8	24	32	-8	38	2	9	0	0	0	2	0	1	1	1	1	74	10.8
Liam Walsh	F	71	9	19	28	6	52	0	0	1	0	1	2	0	1	0	0	0	94	9.6
Reece Vitelli	F	38	10	17	27	-12	29	2	7	0	1	2	1	0	1	0	0	0	77	13.0
Nick Granowicz	F	63	12	14	26	14	15	0	0	2	1	1	2	0	0	3	0	0	96	12.5
Matt Koopman	F	65	10	12	22	-2	12	0	0	0	0	1	3	0	1	1	0	0	109	9.2
Evan Nause	D	65	4	18	22	-13	67	0	1	0	1	0	2	0	0	0	0	0	120	3.3
Ryan Sullivan	F	57	12	8	20	-4	19	3	1	0	0	3	2	0	0	0	0	0	100	12.0
Jaxsen Wiebe	F	12	4	4	8	1	9	0	1	0	0	0	0	0	0	0	0	0	27	14.8
TOTALS		35	7	12	19	-6	38	0	3	0	1	0	2	0	2	0	0	0	78	9.0
Will Riedell	D	58	7	10	17	-7	25	1	3	0	0	0	2	0	0	0	0	0	110	6.4
Keaton Pehrson	D	66	3	14	17	5	10	0	0	0	1	1	2	0	0	0	0	0	94	3.2
Josh Lopina	F	43	6	10	16	-2	22	0	1	0	2	0	2	0	0	1	0	1	51	11.8
Robert Mastrosimone	F	13	9	6	15	1	6	3	3	0	0	3	2	1	0	0	0	1	38	23.7
Tristan Amonte	F	32	7	7	14	3	10	1	0	0	0	3	1	1	1	1	0	0	33	21.2
Connor Gregga	F	52	7	6	13	-1	36	2	0	0	1	3	2	0	0	0	0	0	72	9.7
Josh Davies	F	31	8	4	12	5	51	0	0	0	0	0	2	0	1	0	0	0	58	13.8
Noah Carroll	D	62	4	8	12	4	50	0	0	1	1	1	1	0	0	0	0	0	72	5.6
Chris Lipe	D	42	3	8	11	6	0	0	0	0	0	0	0	0	0	0	0	0	47	6.4
Phip Waugh	D	22	3	6	9	-2	13	1	0	0	0	0	0	0	1	0	0	0	66	4.5
Cole Krygier	D	26	4	4	8	9	16	0	0	1	0	0	0	0	1	0	0	0	42	9.5
Hunter Johannes	F	17	1	7	8	-1	14	0	4	0	0	0	1	0	0	0	0	0	38	2.6
Ivan Chukarov	D	13	0	5	5	0	6	0	0	0	0	0	0	0	0	0	0	0	12	0.0
TOTALS		21	0	6	6	-8	8	0	0	0	0	0	0	0	0	0	0	0	19	0.0
Colton Huard	D	4	2	1	3	2	2	0	0	0	0	1	0	0	0	0	0	0	6	33.3
Peter Laviolette	F	12	1	0	1	2	25	0	0	0	0	0	1	0	1	0	0	0	9	11.1
TOTALS		29	2	1	3	2	75	0	0	0	0	0	1	0	1	0	0	0	16	12.5
Eamon Powell	D	4	0	3	3	-1	2	0	2	0	0	0	0	0	0	0	0	0	9	0.0
Mitchell Russell	F	8	1	0	1	-2	4	0	0	0	0	1	0	0	0	0	0	0	14	7.1
Zach Krajnik	F	17	1	0	1	-11	0	0	0	0	0	0	1	0	0	0	0	0	20	5.0
Scout Truman	F	1	0	1	1	2	0	0	0	0	0	0	0	0	0	0	0	0	1	0.0
Alex Krause	F	2	0	1	1	0	0	0	0	0	0	0	0	0	0	0	0	0	3	0.0
Ryan McAllister	F	2	0	1	1	-1	0	0	0	0	0	0	0	0	0	0	0	0	3	0.0
Mason Reiners	D	5	0	1	1	0	0	0	0	0	0	0	0	0	0	0	0	0	7	0.0
Kirill Gerasimyuk	G	7	0	1	1	0	0	0	0	0	0	0	0	0	0	0	0	0	0	0.0
Noah Giesbrecht	G	9	0	1	1	0	0	0	1	0	0	0	0	0	0	0	0	0	0	0.0
TOTALS		11	0	1	1	0	0	0	1	0	0	0	0	0	0	0	0	0	0	0.0
Michael Suda	D	2	0	0	0	0	0	0	0	0	0	0	0	0	0	0	0	0	2	0.0
Michael Simpson	G	10	0	0	0	0	0	0	0	0	0	0	0	0	0	0	0	0	0	0.0
Evan Cormier	G	14	0	0	0	0	0	0	0	0	0	0	0	0	0	0	0	0	0	0.0
Vinnie Purpura	G	36	0	0	0	0	0	0	0	0	0	0	0	0	0	0	0	0	0	0.0
TOTALS		39	0	0	0	0	0	0	0	0	0	0	0	0	0	0	0	0	0	0.0
BENCH		72	1				10												1	
TEAM TOTALS		**72**	**209**	**350**	**559**	**-29**	**766**	**37**	**68**	**10**	**12**	**34**	**36**	**5**	**13**	**12**	**2**	**7**	**2279**	**9.1**

GOALIE	GP	MINS	W	L	OTL	SOL	SO	EN	GA	GAA	SOGP	SOW	SA	SVS	SV%
Kirill Gerasimyuk	7	431	3	3	1	0	0	2	16	2.22	1	1	196	180	0.918
Michael Simpson	10	547	3	5	0	1	0	1	24	2.63	1	0	264	240	0.909
Vinnie Purpura	36	2086	19	17	0	0	2	8	97	2.79	0	0	1072	975	0.910
TOTALS	39	2269	22	17	0	0	2	8	100	2.64	1	1	1162	1062	0.914
Noah Giesbrecht	9	471	3	3	1	0	1	0	20	2.55	0	0	205	185	0.902
TOTTALS	11	588	3	5	1	0	1	1	28	2.86	0	0	275	247	0.898
Evan Cormier	14	782	7	5	1	0	1	0	39	2.99	0	0	333	294	0.883
Empty Net		47							11				11		
TEAM TOTALS	**72**	**4317**	**35**	**33**	**3**	**1**	**4**	**11**	**207**	**2.85**	**2**	**1**	**2081**	**1874**	**0.901**

2026 Kelly Cup Playoffs Statistics

PLAYER	Pos	GP	G	A	PTS	+/-	PIM	PP	PPA	SH	SHA	GW	FG	OT	UA	EN	Shots	Sh%
Noah Carroll	D	4	1	2	3	-1	6	0	0	0	0	0	0	0	0	0	5	20.0
Matt Koopman	F	4	2	0	2	-3	0	0	0	0	0	0	0	0	0	0	9	22.2
Phip Waugh	D	4	1	1	2	-4	16	0	0	0	0	0	0	0	0	0	13	7.7
Dennis Cesana	D	4	0	1	1	-4	2	0	0	0	0	0	0	0	0	0	6	0.0
Logan Drevitch	F	4	0	1	1	-1	4	0	0	0	0	0	0	0	0	0	7	0.0
Josh Lopina	F	4	0	1	1	-5	2	0	0	0	0	0	0	0	0	0	3	0.0
Reece Vitelli	F	4	0	1	1	-1	0	0	0	0	0	0	0	0	0	0	12	0.0
Nicholas Zabaneh	F	4	0	1	1	2	0	0	0	0	0	0	0	0	0	0	7	0.0
Cristophe Tellier	F	1	0	0	0	-2	0	0	0	0	0	0	0	0	0	0	0	0.0
Tristan Amonte	F	2	0	0	0	1	0	0	0	0	0	0	0	0	0	0	1	0.0
Jaxsen Wiebe	F	2	0	0	0	-1	0	0	0	0	0	0	0	0	0	0	2	0.0
Ryan Sullivan	F	3	0	0	0	-1	0	0	0	0	0	0	0	0	0	0	4	0.0
Bryce Brodzinski	F	4	0	0	0	-3	0	0	0	0	0	0	0	0	0	0	6	0.0
Ivan Chukarov	D	4	0	0	0	-4	0	0	0	0	0	0	0	0	0	0	7	0.0
Nick Granowicz	F	4	0	0	0	-1	0	0	0	0	0	0	0	0	0	0	2	0.0
Connor Gregga	F	4	0	0	0	-5	2	0	0	0	0	0	0	0	0	0	8	0.0
Riley Hughes	F	4	0	0	0	-4	0	0	0	0	0	0	0	0	0	0	4	0.0
Keaton Pehrson	D	4	0	0	0	-1	0	0	0	0	0	0	0	0	0	0	5	0.0
Vinnie Purpura	G	4	0	0	0	0	0	0	0	0	0	0	0	0	0	0	0	0.0
Will Riedell	D	4	0	0	0	-2	0	0	0	0	0	0	0	0	0	0	6	0.0
Liam Walsh	F	4	0	0	0	-2	4	0	0	0	0	0	0	0	0	0	2	0.0
BENCH		4	0				0										0	
TEAM TOTALS		**4**	**4**	**8**	**12**	**-42**	**36**	**0**	**0**	**0**	**0**	**0**	**0**	**0**	**0**	**0**	**109**	**3.7**

GOALIE	GP	MINS	W	L	SO	EN	GA	GAA	SA	SVS	SV%
Vinnie Purpura	4	230	0	4	0	3	11	2.86	142	131	0.923
Empty Net		9					3		3		
TEAM TOTALS	**4**	**230**	**0**	**4**	**0**	**3**	**14**	**3.50**	**145**	**131**	**0.903**

Jared Staal
Head Coach

Jared Staal was named Ghost Pirates' head coach on May 28, 2024. Last season, he led the team to the Kelly Cup Playoffs for the first time in team history. Staal joined Savannah after serving as an assistant coach for the Charlotte Checkers of the American Hockey League for the previous two seasons. Before Charlotte, the Thunder Bay, Ontario native held the same role with the Orlando Solar Bears from 2019-22. Prior to his coaching career, Staal played nine years professionally in North America, including 97 games in the ECHL with the South Carolina Stingrays and the Florida Everblades. His AHL playing tenure consisted of 232 games with Charlotte, the San Antonio Rampage and the Providence Bruins. The Phoenix Coyotes selected Staal in the second round of the 2008 NHL Draft; he appeared in two NHL games with the Carolina Hurricanes in 2013. Jared is the younger brother of Eric, Marc and Jordan Staal.

Coaching Record		**Regular Season**				**Playoffs**		
Season	**Team**	**Games**	**W**	**L**	**T**	**Games**	**W**	**L**
2024-25	**Savannah Ghost Pirates (ECHL)**	**72**	**31**	**34**	**7**	**--**	**--**	**--**
2025-26	**Savannah Ghost Pirates (ECHL)**	**72**	**35**	**33**	**4**	**4**	**0**	**4**
	ECHL Totals	**144**	**66**	**67**	**11**	**4**	**0**	**4**

Coaching History

Year	Coach	STD	W	L	T	PTS	Playoffs
2025-26	Jared Staal	4-S	35	33	4	74	Lost Division Semifinals
2024-25	Jared Staal	5-S	31	34	7	69	Out of Playoffs
2023-24	Alex Loh	6-S	16	12	3	35	Out of Playoffs
	Rick Bennett		14	22	5	33	
2022-23	Rick Bennett	7-S	28	34	10	66	Out of Playoffs

2026-27 Schedule

Fri.	**Oct. 16**	**Norfolk**	**Fri.**	**Dec. 18**	**Orlando**	Mon.	Feb. 15	at Atlanta
Sat.	**Oct. 17**	**Jacksonville**	**Sun.**	**Dec. 20**	**at Orlando**	**Fri.**	**Feb. 19**	**Jacksonville**
Fri.	**Oct. 23**	**South Carolina**	Sat.	Dec. 26	at Atlanta	**Sat.**	**Feb. 20**	**Atlanta**
Sat.	**Oct. 24**	**Jacksonville**	**Sun.**	**Dec. 27**	**Jacksonville**	**Sun.**	**Feb. 21**	**South Carolina**
Fri.	Oct. 30	at South Carolina	**Mon.**	**Dec. 28**	**South Carolina**	**Thu.**	**Feb. 25**	**Kansas City**
Sun.	**Nov. 1**	**Greenville**	Thu.	Dec. 31	at Allen	**Fri.**	**Feb. 26**	**Tulsa**
Tue.	Nov. 3	at Jacksonville	Fri.	Jan. 1	at Allen	**Sat.**	**Feb. 27**	**Tulsa**
Thu.	**Nov. 5**	**Atlanta**	Sat.	Jan. 2	at Allen	Mon.	Mar. 1	at Orlando
Fri.	**Nov. 6**	**Greenville**	Fri.,	Jan. 8	at Greensboro	Fri.	Mar. 5	at Kalamazoo
Sun.	**Nov. 8**	**Orlando**	Sat.	Jan. 9	at Greensboro	Sat.	Mar. 6	at Kalamazoo
Thu.	**Nov. 12**	**Trois-Rivières**	Sun.	Jan. 10	at Greensboro	**Fri.**	**Mar. 12**	**Jacksonville**
Sat.	Nov. 14	at Jacksonville	**Wed.**	**Jan. 13**	**Atlanta**	Sat.	Mar. 13	at Greenville
Fri.	Nov. 20	at Florida	**Fri.**	**Jan. 15**	**Rapid City**	**Sun.**	**Mar. 14**	**Greenville**
Sat.	Nov. 21	at Florida	**Sat.**	**Jan. 16**	**Rapid City**	**Fri.**	**Mar. 19**	**Atlanta**
Wed.	Nov. 25	at Atlanta	**Sun.**	**Jan. 17**	**Rapid City**	**Sat.**	**Mar. 20**	**Greensboro**
Fri.	Nov. 27	at South Carolina	Sat.	Jan. 23	at Orlando	**Sun.**	**Mar. 21**	**Greensboro**
Sat.	Nov. 28	at South Carolina	Fri.	Jan. 29	at Greenville	**Wed.**	**Mar. 24**	**South Carolina**
Wed.	Dec. 2	at Orlando	Sat.	Jan. 30	at Jacksonville	Fri.	Mar. 26	at South Carolina
Fri.	Dec. 4	at Greenville	Fri.	Feb. 5	at Florida	Sat.	Mar. 27	at South Carolina
Sun.	**Dec. 6**	**Greenville**	Sat.	Feb. 6	at Florida	Fri.	Apr. 2	at Norfolk
Fri.	Dec. 11	at South Carolina	**Wed.**	**Feb. 9**	**Florida**	Sat.	Apr. 3	at Norfolk
Sat.	Dec. 12	at Greenville	Thu.	Feb. 11	at Greensboro	**Fri.**	**Apr. 9**	**Orlando**
Sun.	**Dec. 13**	**Jacksonville**	Fri.	Feb. 12	at Greensboro	**Sat.**	**Apr. 10**	**Atlanta**
Thu.	Dec. 17	at Orlando	**Sat.**	**Feb. 13**	**Greensboro**	**Sun.**	**Apr. 11**	**Atlanta**

2025-26 Results

Oct. 17	**Norfolk**	**3-4***	Jan. 2	at Trois-Rivières	2-1	Mar. 1	at South Carolina	1-7
Oct. 18	**Greenville**	**4-5#**	Jan. 3	at Trois-Rivières	4-0	**Mar. 5**	**Greensboro**	**6-3**
Oct. 23	**South Carolina**	**9-4**	**Jan. 8**	**Orlando**	**4-1**	Mar. 8	at South Carolina	2-3
Oct. 25	**Jacksonville**	**3-1**	Jan. 9	at Atlanta	5-2	**Mar. 12**	**Toledo**	**3-5**
Nov. 1	at Atlanta	2-4	**Jan. 10**	**Atlanta**	**3-2**	**Mar. 13**	**Orlando**	**0-5**
Nov. 5	**Jacksonville**	**2-1**	**Jan. 13**	**Greenville**	**4-1**	**Mar. 16**	**Toledo**	**4-5**
Nov. 8	**Atlanta**	**1-2***	Jan. 16	at South Carolina	6-3	**Mar. 20**	**Greenville**	**4-3***
Nov. 14	at Norfolk	5-2	Jan. 17	at South Carolina	5-1	**Mar. 21**	**Greenville**	**0-3**
Nov. 15	at Norfolk	5-4	**Jan. 18**	**South Carolina**	**0-4**	**Mar. 22**	**Atlanta**	**3-4**
Nov. 20	at Tahoe	1-2	Jan. 23	at Jacksonville	2-4	Mar. 25	at Florida	3-7
Nov. 21	at Tahoe	8-1	**Jan. 30**	**Orlando**	**2-5**	Mar. 27	at Florida	2-5
Nov. 22	at Tahoe	3-4	**Jan. 31**	**Orlando**	**2-3**	Mar. 28	at Florida	2-1#
Nov. 28	at Florida	3-6	Feb. 1	at Jacksonville	7-0	Mar. 29	at Orlando	2-4
Nov. 29	at Florida	2-5	Feb. 3	at Jacksonville	4-1	Mar. 31	at Greenville	1-0
Nov. 30	at Orlando	1-2	**Feb. 5**	**South Carolina**	**5-3**	Apr. 4	at Atlanta	2-1
Dec. 5	**South Carolina**	**4-3***	**Feb. 6**	**Florida**	**4-2**	Apr. 7	at Atlanta	3-2*
Dec. 6	**Orlando**	**2-3**	**Feb. 7**	**Florida**	**1-2***	Apr. 8	at Greenville	4-3
Dec. 7	**Orlando**	**0-2**	**Feb. 11**	**Orlando**	**2-3**	Apr. 11	at Orlando	0-2
Dec. 11	**Jacksonville**	**5-6**	**Feb. 13**	**Jacksonville**	**0-3**	**Apr. 12**	**Atlanta**	**4-2**
Dec. 12	at Jacksonville	3-2	Feb. 14	at Jacksonville	2-1*	**Apr. 17**	**South Carolina**	**3-6**
Dec. 14	at South Carolina	1-2	Feb. 15	at Greenville	4-3*	+Apr. 24	at Florida	0-2
Dec. 17	at Greensboro	3-2	Feb. 21	at Orlando	3-0	+Apr. 25	at Florida	1-4
Dec. 19	**Florida**	**3-2**	**Feb. 22**	**Atlanta**	**3-0**	**+Apr. 29**	**Florida**	**1-3**
Dec. 20	**Florida**	**2-4**	Feb. 24	at Atlanta	4-7	**+May 1**	**Florida**	**2-5**
Dec. 21	**Florida**	**2-3**	**Feb. 27**	**South Carolina**	**0-4**			
Dec. 31	at Trois-Rivières	1-3	**Feb. 28**	**Atlanta**	**3-1**			

* - Overtime # - Shootout + - Kelly Cup Playoffs

John Thompson
President

John Thompson is President of the Savannah Market for Zawyer Sports & Entertainment, overseeing a growing portfolio of sports, entertainment, retail, and community-focused properties, including the Savannah Ghost Pirates of the ECHL, Ghost Pirates Locker, Ice Cove Skating Rink, and the Upshot Steel basketball team. Originally from Jacksonville, Florida, John is a graduate of the University of Florida and earned his MBA from Universidad Europea – Real Madrid Graduate School. His career spans diverse industries, including sports and entertainment, marketing, sales, healthcare, and education, giving him a unique perspective on business development and organizational growth. Throughout his career, John has focused on relationship building and bringing people together around a shared vision. In his current role, he leads the continued growth of Zawyer Sports & Entertainment's Savannah operations, focusing on building strong teams, creating memorable fan experiences, developing meaningful community partnerships, and expanding the impact of sports and entertainment throughout the Savannah market.

620 Stiles Avenue, Savannah, GA 31415

Office . . . . . .(912) 494-2868
Arena . . . . . .Enmarket Arena
Radio Station . . . . . .Mixlr.com
Team Colors . . . . . .Black, Green

Email . . . . . .isaac@zawyersports.com
Capacity 7,485
Broadcaster . . . . . .Isaac Basinger

Team Directory

Owner . . . . . .Andy Kaufmann
Zawyer Sports President . . . . . .Scott Einhorn
Zawyer Sports President of Marketing . . . . . .Lauren Muni
President . . . . . .John Thompson
Chief Operating Officer. . . . . . .Kyle Moll
Director of Partnerships and Premium . . . . . .Brooke Sapp
Manager of Communications/Broadcaster . . . . . .Isaac Basinger
Marketing Coordinator . . . . . .Sarah Mruk
Zawyer Sports Director of Game Presentation . . . . . .Grant Kosanke
Director of Operations . . . . . .Michael Gammon
Director of Corporate Partnerships . . . . . .Chris Ballard
Senior Corporate Partnerships Manager . . . . . .Makenzie Driggers
Director of Sales . . . . . .,Cassie Geer
Auction & Memorabilia Manager . . . . . .Ryne Wollenburg
Senior Graphic Designer . . . . . .Maddy Leija
Director of Merchandise . . . . . .Collin Sullivan
Head Coach . . . . . .Jared Staal
Assistant Coach . . . . . .Justin Soryal

South Carolina Stingrays

NHL Affiliate: Washington Capitals **AHL Affiliate:** Hershey Bears

Year-by-Year Record

		Home					Away					Overall							
Season	GP	W	L	T	OT	SO	W	L	T	OT	SO	W	L	T	OT	SO	GF	GA	PTS
2025-26	72	26	9	1	5-0	0-1	19	14	3	3-1	0-2	45	23	4	8-1	0-3	223	204	94
2024-25	72	29	3	4	5-3	1-1	23	12	1	2-0	0-1	52	15	5	7-3	1-2	276	161	109
2023-24	72	20	11	5	3-4	0-1	19	15	2	6-0	0-2	39	26	7	9-4	0-3	249	218	85
2022-23	72	25	9	2	2-2	3-0	20	13	3	2-2	0-1	45	22	5	4-4	3-1	263	194	95
2021-22	72	17	16	3	3-3	2-0	11	22	3	3-3	1-0	28	36	6	6-6	3-0	187	238	62
2020-21	70	19	12	5	1-5	2-0	15	11	8	2-5	3-3	34	23	13	3-10	5-3	216	212	81
2019-20	62	19	9	0	3-0	1-0	25	5	4	1-3	1-1	44	14	4	4-3	2-1	216	147	92
2018-19	72	17	17	2	2-2	1-0	18	14	4	2-3	0-1	35	31	6	4-5	1-1	221	223	76
2017-18	72	24	8	4	3-4	0-0	24	8	4	4-3	5-1	48	16	8	7-7	5-1	214	153	104
2016-17	72	22	12	2	6-2	0-0	18	16	2	4-1	1-1	40	28	4	10-3	1-1	227	211	84
2015-16	72	27	7	8	0-5	3-3	23	11	2	1-2	0-0	44	18	10	1-7	3-3	224	162	98
2014-15	72	20	11	5	1-1	2-4	25	9	2	3-0	4-2	45	20	7	4-1	6-6	224	163	97
2013-14	72	22	11	3	2-2	3-1	21	12	3	0-0	4-3	43	23	6	2-2	7-4	197	173	92
2012-13	72	24	8	3	1-3	3-1	14	18	4	0-2	1-2	38	26	8	1-5	4-3	198	171	84
2011-12	72	22	11	3	3-1	1-2	15	17	4	1-2	2-1	37	28	7	3-4	3-3	191	180	81
2010-11	72	20	12	4	1-2	2-2	17	17	2	1-1	3-1	37	29	6	2-3	5-3	194	204	80
2009-10	72	21	12	3	2-2	2-1	20	7	9	1-4	2-5	41	19	12	3-6	4-6	248	216	94
2008-09	71	22	12	2	3-1	2-1	20	11	4	0-1	1-3	42	23	6	3-2	3-4	249	187	90
2007-08	72	25	11	0	2-0	2-0	22	11	3	3-2	1-1	47	22	3	5-2	3-1	256	192	97
2006-07	72	18	12	6	3-3	0-3	18	15	3	2-1	3-2	36	27	9	5-4	3-5	250	251	81
2005-06	72	17	11	8	0-2	0-6	15	14	7	0-5	0-2	32	25	15	0-7	0-8	230	237	79
2004-05	72	25	8	3	4-1	1-2	14	16	6	2-2	2-4	39	24	9	6-3	3-6	230	219	87
2003-04	72	19	14	3	1-1	3-2	20	14	2	3-1	3-1	39	28	5	4-2	6-3	205	202	83
2002-03	72	20	13	3	0-1	3-2	22	9	5	3-3	5-2	42	22	8	3-4	8-4	248	225	92
2001-02	72	26	9	1	1-0	4-1	13	17	6	0-2	2-4	39	26	7	1-2	6-5	235	225	85
2000-01	72	20	10	6	1-1	0-5	22	13	1	2-0	3-1	42	23	7	3-1	3-6	240	210	91
1999-00	70	19	9	7	---	3-7	16	16	3	---	1-3	35	25	10	---	4-10	277	198	80
1998-99	70	22	6	7	---	5-7	18	14	3	---	2-3	40	20	10	---	7-10	235	216	90
1997-98	70	25	7	3	---	3-3	16	16	3	---	3-3	41	23	6	---	6-6	246	218	88
1996-97	70	26	4	5	---	4-5	19	11	5	---	5-5	45	15	10	---	8-10	345	253	100
1995-96	70	21	7	7	---	3-7	19	15	1	---	5-1	40	22	8	---	8-8	284	251	88
1994-95	68	24	7	3	0-0	4-3	18	12	4	2-0	4-4	42	19	7	2-0	8-7	255	215	91
1993-94	68	20	9	5	2-1	1-4	13	17	4	0-2	1-2	33	26	9	2-3	2-6	294	291	75

T - Includes Overtime and Shootout Losses (Games tied at end of regulation went directly to shootout from 1995-2000)

Year-by-Year Results

Season	Finished	Result
2026	2nd, South	Lost Division Finals
2025	1st, South	Lost Division Semifinals
2024	5th, South	Out of Playoffs
2023	1st, South	Lost Division Semifinals
2022	7th, South	Out of Playoffs
2021	4th, Eastern	Lost Kelly Cup Finals
2020	1st, South	No Playoffs due to COVID-19
2019	3rd, South	Lost Division Semifinals
2018	2nd, South	Lost Division Semifinals
2017	3rd, South	Lost Kelly Cup Finals
2016	1st, South	Lost Conference Finals
2015	2nd, East	Lost Kelly Cup Finals
2014	1st, South	Lost Conference Quarterfinals
2013	3rd, South	Lost Conference Quarterfinals
2012	4th, South	Lost Conference Semifinals
2011	2nd, South	Lost Conference Quarterfinals
2010	2nd, South	Lost Conference Quarterfinals
2009	2nd, South	Won Kelly Cup
2008	2nd, South	Lost Conference Finals
2007	6th, South	Out of Playoffs
2006	4th, South	Lost Division Semifinals
2005	2nd, East	Lost Conference Quarterfinals
2004	4th, Southern	Lost Division Finals
2003	2nd, Southeast	Lost Division Semifinals
2002	4th, Southeast	Lost First Round
2001	1st, Southeast	Won Kelly Cup
2000	4th, Southeast	Lost Conference Semifinals
1999	3rd, Southeast	Lost Conference Quarterfinals
1998	1st, Southeast	Lost Conference Quarterfinals
1997	1st, East	Won Kelly Cup
1996	3rd, East	Lost Second Round
1995	1st, South	Lost Second Round
1994	6th, East	Lost First Round

All-Time Record vs. Other Clubs

Team	W-L-T	Team	W-L-T	Team	W-L-T	Team	W-L-T
Adirondack	3-4-1	Greensboro	3-0-0	Maine	6-3-0	Tahoe	0-0-0
Allen	4-1-0	Greenville	117-61-27	New Mexico	0-0-0	Toledo	24-5-2
Atlanta	147-75-27	Idaho	4-9-1	Norfolk	35-23-3	Trenton	0-0-0
Bloomington	0-0-0	Indy	5-2-2	Orlando	81-44-15	Trois-Rivieres	5-2-0
Cincinnati	11-13-3	Jacksonville	50-35-6	Rapid City	4-2-0	Tulsa	1-0-1
Florida	112-118-28	Kalamazoo	11-7-0	Reading	21-13-3	Wheeling	19-11-1
Fort Wayne	7-1-1	Kansas City	4-1-0	Savannah	25-9-5	Wichita	5-1-0
						Worcester	12-2-0

Web - StingraysHockey.com

Club Records

Players

Most Points, Season	110	Ed Courtenay, 1996-97 Mike Ross, 1996-97
Most Points, Game	7	Ed Courtenay vs. Raleigh, Feb. 21, 1997
Most Goals, Season	54	Ed Courtenay, 1996-97
Most Goals, Game	5	Sylvain Fleury vs. Greensboro, Dec. 26, 1993
Most Assists, Season	60	Mike Ross, 1996-97, Dave Seitz, 2002-03
Most Assists, Game	6	Chris Bright vs. Greensboro, Dec. 26, 1993
Most PIM, Season	352	Andy Bezeau, 1993-94
Most PIM, Game	41	Jason Renard at Birmingham, Oct. 13, 1995

Goaltenders

Most Appearances	60	Davis Parley, 2006-07
Most Minutes	3,522	Davis Parley, 2006-07
Most Wins	36	Kirk Daubenspeck, 2002-03
Most Losses	19	Davis Parley, 2006-07
Most OT/SO Losses	9	Maxime Daigneault, 2005-06
Most Shots	1,969	Kirk Daubenspeck, 2002-03
Most Saves	1,802	Kirk Daubenspeck, 2002-03
Most Shutouts	8	Ryan Zapolski, 2012-13
Lowest GAA	1.62	Ryan Zapolski, 2012-13
Best Save Percentage	.944	Ryan Zapolski, 2012-13

Team

Most Points	109	2024-25
Fewest Points	62	2021-22
Most Wins	52	2024-25
Fewest Wins	28	2021-22
Most Losses	38	2021-22
Fewest Losses	15	2024-25 1996-97
Most Goals Scored	345	1996-97
Fewest Goals Allowed	153	2017-18
Most Penalty Minutes	2,075	1994-95

Longest Winning Streak

Overall	23	Feb. 7-Mar. 27, 2015
Home	18	Dec. 23, 1994-Mar. 19, 1995
Road	13	Feb. 7-March 27, 2015

Longest Winless Streak

Overall	11	Feb. 7-28, 2019
Home	10	Feb. 15-Mar. 16, 2019
Road	9	Dec. 3, 1999-Jan. 14, 2000

Regular Season Game Attendance Record
10,617 vs. Florida, Jan. 25, 2014
Postseason Game Attendance Record
9,924 vs. Johnstown, Mar. 31, 1995
Regular Season Attendance Record
311,148, 1993-94

Playoff Record vs. Current Teams

	Series	W	L	GP	W	L	GF	GA	Last Mtg	Rnd	Result
Adirondack	1	1	0	7	4	3	21	14	2016	CSF	W 4-3
Allen	1	0	1	7	3	4	19	22	2015	Finals	L 3-4
Atlanta	5	3	2	22	10	12	59	63	2026	DSF	W 4-2
Cincinnati	3	1	2	14	7	7	41	43	2010	CQF	L 2-3
Florida	9	4	5	41	19	22	111	132	2026	DF	L 1-4
Fort Wayne	1	0	1	4	1	3	11	17	2021	Finals	L 1-3
Greenville	2	2	0	10	7	3	36	22	2021	CF	W 3-1
Kalamazoo	2	1	1	10	5	5	30	30	2016	CQF	W 4-1
Norfolk	2	1	1	8	4	4	32	38	1997	2nd	W 3-2
Orlando	3	0	3	16	4	12	32	48	2025	DSF	L 3-4
Reading	1	1	0	7	4	3	19	22	2015	DSF	W 4-3
Toledo	1	1	0	7	4	3	25	24	2015	CF	W 4-3
Wheeling	3	0	3	15	4	11	33	40	2016	CF	L 3-4

All-Time Playoff Results

Year	Round	Opponent	Result	GF	GA	OT	Year	Round	Opponent	Result	GF	GA	OT
2026	DF	Florda	L 1-4	9	20	0-0	2008	CF	Cincinnati	L 1-4	15	20	1-2
	DSF	Atlanta	W 4-2	19	13	0-1		DF	Columbia	W 3-2	14	11	0-1
2025	DSF	Orlando	L 3-4	19	24	2-1		DSF	Gwinnett	W 3-2	13	13	1-0
2023	DSF	Florida	L 2-4	12	17	0-2		DQF	Augusta	W 3-2	14	14	2-1
2021	Finals	Fort Wayne	L 1-3	11	17	0-0	2006	DSF	Gwinnett	L 0-3	8	13	0-1
	CF	Greenville	W 3-1	12	9	0-0		DQF	Charlotte	W 2-1	12	8	0-0
	CSF	Florida	W 3-2	15	14	1-0	2005	CQF	Florida	L 1-3	13	19	0-1
2019	DSF	Orlando	L 1-4	10	16	0-1	2004	DF	Florida	L 0-3	6	16	0-1
2018	DSF	Orlando	L 0-4	3	8	0-2		DSF	Columbia	W 3-1	11	8	1-0
2017	Finals	Colorado	L 0-4	9	13	0-2	2003	DSF	Pee Dee	L 1-3	13	12	0-1
	CF	Manchester	W 4-3	19	19	0-0	2002	WC	Florida	L 0-1	2	3	0-0
	DF	Florida	W 4-1	12	10	2-0	2001	Finals	Trenton	W 4-1	20	16	1-1
	DSF	Greenville	W 4-2	24	13	0-0		CF	Louisiana	W 4-0	16	7	0-0
2016	CF	Wheeling	L 3-4	19	18	0-2		CSF	Mobile	W 3-2	22	19	1-1
	CSF	Adirondack	W 4-3	21	14	1-1		CQF	Arkansas	W 3-1	20	12	0-0
	CQF	Kalamazoo	W 4-1	20	11	0-0	2000	CSF	Louisiana	L 0-3	8	18	0-0
2015	Finals	Allen	L 3-4	19	22	0-2		CQF	Pee Dee	W 3-2	18	14	1-0
	CF	Toledo	W 4-3	25	24	2-2		WC	Baton Rouge	W 2-0	11	6	1-0
	DF	Florida	W 4-2	23	16	0-2	1999	CQF	Mississippi	L 0-3	6	11	0-1
	DSF	Reading	W 4-3	19	22	1-0	1998	CQF	Pee Dee	L 2-3	14	14	0-1
2014	CQF	Wheeling	L 0-4	4	11	0-1	1997	Finals	Louisiana	W 4-1	27	16	0-0
2013	CQF	Gwinnett	L 0-4	6	15	0-0		SF	Pensacola	W 3-2	24	18	1-1
2012	CSF	Kalamazoo	L 1-4	10	19	0-0		2nd	Hampton Roads	W 3-2	24	24	2-0
	CQF	Gwinnett	W 3-1	13	9	2-0		1st	Charlotte	W 3-0	13	7	0-0
2011	CQF	Wheeling	L 1-3	10	11	0-2	1996	2nd	Charlotte	L 2-3	19	21	0-0
2010	CQF	Cincinnati	L 2-3	9	13	1-2		1st	Louisville	W 3-0	12	6	0-0
2009	Finals	Alaska	W 4-3	22	15	0-1	1995	2nd	Nashville	L 1-3	11	18	1-0
	CF	Cincinnati	W 4-0	17	10	0-0		1st	Johnstown	W 3-2	25	20	0-1
	DF	Florida	W 4-2	19	17	2-1	1994	1st	Hampton Roads	L 1-2	8	14	0-0
	DSF	Charlotte	W 4-2	26	19	0-0							

2025-26 Regular Season Statistics

PLAYER	Pos	GP	G	A	PTS	+/-	PIM	PP	PPA	SH	SHA	GW	FG	OT	UA	EN	SOG	SOA	Shots	Sh%
Simon Pinard	F	70	30	43	73	-9	20	2	13	2	0	9	2	2	4	2	0	2	206	14.6
Josh Wilkins	F	52	21	24	45	11	19	5	8	0	0	6	2	2	1	1	0	0	132	15.9
Kyler Kupka	F	43	19	23	42	2	37	7	5	1	1	4	1	0	2	2	0	1	102	18.6
Stanley Cooley	F	70	16	21	37	12	46	1	2	2	0	3	3	0	3	1	0	0	119	13.4
Jalen Luypen	F	35	14	23	37	11	16	2	9	1	0	4	4	0	0	1	0	0	89	15.7
Anthony Rinaldi	F	8	5	4	9	-2	0	0	1	0	0	0	3	0	0	0	0	0	19	26.3
TOTALS		64	17	18	35	-10	4	1	2	0	0	3	4	0	2	0	0	0	147	11.6
Romain Rodzinski	D	53	9	24	33	13	63	1	8	0	1	2	3	1	0	0	0	1	108	8.3
Kaden Bohlsen	F	55	20	9	29	-2	39	5	2	0	0	3	4	1	1	1	0	1	135	14.8
Connor Moore	D	55	3	25	28	5	14	2	4	0	0	1	1	0	0	0	0	0	90	3.3
Patrick Guzzo	F	65	8	19	27	7	14	2	1	0	0	0	1	0	0	0	0	0	87	9.2
Lynden Breen	F	59	4	21	25	-2	32	0	4	0	0	1	0	0	0	0	0	0	65	6.2
Dean Loukus	F	67	9	15	24	2	31	1	2	1	2	2	2	0	0	0	0	1	57	15.8
Ludwig Persson	F	41	9	14	23	10	10	1	0	0	0	0	0	0	0	2	0	0	41	22.0
Zac Funk	F	23	9	10	19	2	8	5	2	0	0	0	2	0	1	0	0	1	44	20.5
Ryan Hofer	F	45	2	15	17	-6	79	0	6	0	0	1	0	0	1	0	0	0	69	2.9
Charlie Combs	F	34	10	6	16	1	45	2	1	0	0	1	1	1	0	0	0	0	76	13.2
Ben Hawerchuk	F	50	6	10	16	-9	124	1	1	0	0	1	2	0	0	0	0	1	73	8.2
Patrick Thomas	F	32	3	13	16	1	4	0	2	0	1	0	0	0	0	1	0	0	25	12.0
John Fusco	D	41	2	12	14	-5	46	0	0	0	0	1	0	1	0	0	0	0	67	3.0
Nolan Krenzen	D	65	5	8	13	22	26	0	0	0	0	1	3	0	1	0	0	0	64	7.8
Garrett Pyke	D	9	0	2	2	-3	0	0	0	0	0	0	0	0	0	0	0	0	13	0.0
TOTALS		22	3	6	9	-7	4	0	3	0	0	1	0	0	2	1	0	0	38	7.9
D.J. King	D	46	2	7	9	5	61	0	0	1	0	1	0	0	0	1	0	0	53	3.8
Connor Mayer	D	55	2	7	9	8	28	0	3	0	0	0	0	0	0	0	0	0	68	2.9
Jordan Klimek	D	34	5	1	6	3	46	0	0	0	0	0	0	0	0	1	0	0	39	12.8
Stevie Leskovar	D	12	2	0	2	-8	47	1	0	0	0	1	0	0	1	0	0	0	18	11.1
TOTALS		43	4	2	6	-19	90	1	0	0	0	1	0	0	1	0	0	0	77	5.2
Mikey Adamson	D	7	2	3	5	2	0	1	0	0	0	0	0	0	0	0	0	0	8	25.0
Reilly Webb	D	37	2	2	4	1	42	0	0	0	0	1	0	0	0	0	0	0	28	7.1
Bryan Moore	F	14	0	4	4	-3	79	0	0	0	0	0	0	0	0	0	0	0	10	0.0
TOTALS		15	0	4	4	-4	83	0	0	0	0	0	0	0	0	0	0	0	11	0.0
Casey McDonald	F	13	2	1	3	-1	18	0	1	0	0	1	0	0	0	1	0	0	13	15.4
Justin Nachbaur	F	16	2	0	2	-4	60	0	0	0	0	1	0	0	0	0	0	0	20	10.0
Nicky Leivermann	D	2	0	2	2	0	0	0	2	0	0	0	0	0	0	0	0	0	2	0.0
Porter Schachle	F	6	0	1	1	-1	2	0	0	0	0	0	0	0	0	0	0	0	1	0.0
TOTALS		7	0	1	1	-1	4	0	0	0	0	0	0	0	0	0	0	0	1	0.0
Ryan Hunter	F	8	0	1	1	1	2	0	0	0	0	0	0	0	0	0	0	0	7	0.0
Mike Brown	D	9	0	1	1	-5	0	0	0	0	0	0	0	0	0	0	0	0	6	0.0
Scott Docherty	F	12	0	1	1	-1	31	0	0	0	0	0	0	0	0	0	0	0	6	0.0
Cole Beamin	D	5	0	0	0	1	0	0	0	0	0	0	0	0	0	0	0	0	5	0.0
TOTALS		16	0	1	1	0	0	0	0	0	0	0	0	0	0	0	0	0	7	0.0
Jesper Vikman	G	1	0	0	0	0	0	0	0	0	0	0	0	0	0	0	0	0	0	0.0
Tyler Burnie	LW	3	0	0	0	-1	0	0	0	0	0	0	0	0	0	0	0	0	2	0.0
Billy Roche	D	3	0	0	0	-1	0	0	0	0	0	0	0	0	0	0	0	0	5	0.0
Timothy Heinke	F	4	0	0	0	0	0	0	0	0	0	0	0	0	0	0	0	0	7	0.0
Antoine Keller	G	4	0	0	0	0	2	0	0	0	0	0	0	0	0	0	0	0	0	0.0
Ryan Orgel	D	4	0	0	0	0	0	0	0	0	0	0	0	0	0	0	0	0	5	0.0
Mitch Deelstra	F	6	0	0	0	-4	7	0	0	0	0	0	0	0	0	0	0	0	1	0.0
Doug Scott	D	3	0	0	0	-1	0	0	0	0	0	0	0	0	0	0	0	0	6	0.0
TOTALS		7	0	0	0	-3	0	0	0	0	0	0	0	0	0	0	0	0	9	0.0
Garin Bjorklund	G	8	0	0	0	0	15	0	0	0	0	0	0	0	0	0	0	0	0	0.0
Tanner Edwards	F	8	0	0	0	-1	25	0	0	0	0	0	0	0	0	0	0	0	2	0.0
Alexis Gravel	G	8	0	0	0	0	2	0	0	0	0	0	0	0	0	0	0	0	0	0.0
Aaron Chiarot	D	12	0	0	0	-1	32	0	0	0	0	0	0	0	0	0	0	0	3	0.0
Mitchell Gibson	G	13	0	0	0	0	0	0	0	0	0	0	0	0	0	0	0	0	0	0.0
Ty Taylor	G	18	0	0	0	0	0	0	0	0	0	0	0	0	0	0	0	0	0	0.0
Seth Eisele	G	29	0	0	0	0	0	0	0	0	0	0	0	0	0	0	0	0	0	0.0
BENCH		72	0				24												0	
TEAM TOTALS		**72**	**223**	**372**	**595**	**68**	**1196**	**39**	**77**	**8**	**5**	**45**	**34**	**8**	**15**	**14**	**0**	**8**	**1996**	**11.2**

GOALIE	GP	MINS	W	L	OTL	SL	SO	EN	GA	GAA	SOG	PSOW	SA	SVS	SV%
Jesper Vikman	1	34	0	0	0	0	0	0	1	1.73	0	0	14	13	0.929
Garin Bjorklund	8	439	5	2	0	0	1	2	15	2.05	0	0	232	217	0.935
Mitchell Gibson	13	776	8	5	0	0	1	2	30	2.32	0	0	363	333	0.917
Seth Eisele	29	1518	18	7	1	0	3	6	60	2.37	0	0	745	685	0.919
Ty Taylor	18	924	9	4	0	1	0	2	40	2.60	1	0	417	377	0.904
Antoine Keller	4	204	2	2	0	0	0	2	12	3.54	0	0	101	89	0.881
Alexis Gravel	8	449	3	3	0	2	0	0	29	3.87	2	0	240	211	0.879
Empty Net		29							14				14		
TEAM TOTALS	**72**	**4344**	**45**	**23**	**1**	**3**	**5**	**14**	**201**	**2.76**	**3**	**0**	**2126**	**1925**	**0.905**

2026 Kelly Cup Playoffs Statistics

PLAYER	Pos	GP	G	A	PTS	+/-	PIM	PP	PPA	SH	SHA	GW	FG	OT	UA	EN	Shots	Sh%
Connor Moore	D	11	3	7	10	3	2	1	1	0	0	1	0	0	1	1	16	18.8
Charlie Combs	F	11	6	3	9	4	30	2	1	0	0	0	0	0	0	0	30	20.0
D.J. King	D	11	2	7	9	6	18	0	0	0	0	1	0	0	0	0	8	25.0
Stanley Cooley	F	11	3	5	8	7	2	0	0	0	0	0	0	0	0	0	18	16.7
Justin Nachbaur	F	10	1	5	6	0	21	0	0	0	0	0	0	0	0	0	12	8.3
Josh Wilkins	F	11	1	5	6	-3	6	0	3	0	0	0	0	0	0	0	26	3.8
Kyler Kupka	F	8	1	4	5	-2	8	0	0	1	0	0	0	0	1	0	23	4.3
Jalen Luypen	F	11	3	1	4	-4	2	0	0	0	0	0	0	0	1	1	32	9.4
Romain Rodzinski	D	11	3	1	4	3	4	0	0	0	0	2	0	0	0	0	16	18.8
Ludwig Persson	F	11	1	2	3	5	2	0	0	0	0	0	0	0	0	0	14	7.1
Mikey Adamson	D	8	1	1	2	-6	0	0	0	0	0	0	0	0	0	0	9	11.1
Dean Loukus	F	11	1	1	2	0	4	0	0	0	0	1	1	0	0	0	12	8.3
Simon Pinard	F	11	1	1	2	-5	0	0	1	0	0	0	0	0	0	0	19	5.3
Zac Funk	F	9	1	0	1	1	2	0	0	0	0	0	0	0	0	0	13	7.7
Reilly Webb	D	4	0	1	1	1	10	0	0	0	0	0	0	0	0	0	2	0.0
Ryan Hofer	F	10	0	1	1	1	30	0	0	0	0	0	0	0	0	0	9	0.0
Nolan Krenzen	D	11	0	1	1	-5	2	0	0	0	0	0	0	0	0	0	4	0.0
Kaden Bohlsen	F	3	0	0	0	0	2	0	0	0	0	0	0	0	0	0	2	0.0
Lynden Breen	F	3	0	0	0	-4	2	0	0	0	0	0	0	0	0	0	2	0.0
Seth Eisele	G	3	0	0	0	0	0	0	0	0	0	0	0	0	0	0	0	0.0
Ben Hawerchuk	F	3	0	0	0	-3	8	0	0	0	0	0	0	0	0	0	4	0.0
Connor Mayer	D	3	0	0	0	-1	0	0	0	0	0	0	0	0	0	0	3	0.0
Patrick Guzzo	F	7	0	0	0	-1	4	0	0	0	0	0	0	0	0	0	5	0.0
Garin Bjorklund	G	9	0	0	0	0	0	0	0	0	0	0	0	0	0	0	0	0.0
Stevie Leskovar	D	9	0	0	0	-3	24	0	0	0	0	0	0	0	0	0	5	0.0
BENCH		11	0				2										0	
TEAM TOTALS		**11**	**28**	**46**	**74**	**-6**	**185**	**3**	**6**	**1**	**0**	**5**	**1**	**0**	**3**	**2**	**284**	**9.9**

GOALIE	GP	MINS	W	L	SO	EN	GA	GAA	SA	SVS	SV%
Seth Eisele	3	146	1	1	0	2	5	2.05	82	77	0.939
Garin Bjorklund	9	534	4	5	1	1	25	2.81	276	251	0.909
Empty Net		10					3		3		
TEAM TOTALS	**11**	**680**	**5**	**6**	**1**	**3**	**33**	**2.87**	**361**	**328**	**0.909**

Jesse Kallechy
Head Coach/Director of Hockey Operations

Jesse Kallechy was named the 14th head coach in Stingrays history on June 16, 2026. Kallechy joins the Stingrays following three seasons as head coach of the Fort Wayne Komets, where he most recently guided the Komets to a first-place finish in the Central Division during the 2025-26 season and led the club to the Western Conference Finals. The season followed a second-place finish in the division in 2024-25. Prior to Fort Wayne, Kallechy was also part of three championship teams as an assistant coach, including the Florida Everblades' back-to-back Kelly Cup championships in 2022 and 2023 and the 2018 Southern Professional Hockey League's President's Cup champion Huntsville Havoc.He was named the Southern Professional Hockey League's Coach of the Year in 2019-20 after leading the Fayetteville Marksmen to a 31-6-9 record and a share of first place in the league standings while in his second season with Fayetteville.

Coaching Record		**Regular Season**				**Playoffs**		
Season	**Team**	**Games**	**W**	**L**	**T**	**Games**	**W**	**L**
2018-19	Fayetteville (SPHL)	56	25	23	8	3	1	2
2019-20	Fayetteville (SPHL)	46	31	6	9	--	--	--
2023-24	**Fort Wayne Komets (ECHL)**	**72**	**35**	**30**	**7**	**--**	**--**	**--**
2024-25	**Fort Wayne Komets (ECHL)**	**72**	**41**	**22**	**9**	**13**	**6**	**7**
2025-26	**Fort Wayne Komets (ECHL)**	**72**	**45**	**17**	**10**	**17**	**10**	**7**
	ECHL Totals	**216**	**121**	**69**	**26**	**30**	**16**	**14**

Coaching History

Year	**Coach**	**STD**	**W**	**L**	**T**	**PTS**	**Playoffs**
2025-26	David Warsofsky	2-S	45	23	4	94	Lostt Division Finals
2024-25	Jared Nightingale	1-S	52	15	5	109	Lost Division Semifinals
2023-24	Brenden Kotyk	5-S	39	26	7	85	Out of Playoffs
2022-23	Brenden Kotyk	1-S	45	22	5	95	Lost Division Semifinals
2021-22	Brenden Kotyk	7-S	10	8	0	18	Out of Playoffs
	Ryan Blair		18	30	6	42	
2020-21	Ryan Blair	4-E	34	23	13	81	Lost Kelly Cup Finals
2019-20	Steve Bergin	1-S	44	14	4	92	No Playoffs due to COVID-19
2018-19	Spiros Anastas	3-S	35	31	6	76	Lost Division Semifinals
2017-18	Ryan Warsofsky	2-S	48	16	8	104	Lost Division Semifinals
2016-17	Ryan Warsofsky	3-S	40	28	4	84	Lost Kelly Cup Finals
2015-16	Spencer Carbery	1-S	44	18	10	98	Lost Conference Finals
2014-15	Spencer Carbery	2-E	45	20	7	97	Lost Kelly Cup Finals
2013-14	Spencer Carbery	1-S	43	23	6	92	Lost Conference Quarterfinals
2012-13	Spencer Carbery	3-S	38	26	8	84	Lost Conference Quarterfinals
2011-12	Spencer Carbery	4-S	37	28	7	81	Lost Conference Semifinals
2010-11	Cail MacLean	2-S	37	29	6	80	Lost Conference Quarterfinals
2009-10	Cail MacLean	2-S	41	19	12	94	Lost Conference Quarterfinals
2008-09	Jared Bednar	1-S	42	23	6	90	Won Kelly Cup
2007-08	Jared Bednar	2-S	47	22	3	97	Lost Conference Finals
2006-07	Jason Fitzsimmons	6-S	36	27	9	81	Out of Playoffs
2005-06	Jason Fitzsimmons	4-S	32	25	15	79	Lost Division Semifinals
2004-05	Jason Fitzsimmons	2-E	39	24	9	87	Lost Conference Quarterfinals
2003-04	Jason Fitzsimmons	4-S	39	28	5	83	Lost Division Finals
2002-03	Jason Fitzsimmons	2-SE	42	22	8	92	Lost Conference Quarterfinals
2001-02	Rick Adduono	4-SE	39	26	7	85	Lost Conference Quarterfinals
2000-01	Rick Adduono	1-SE	42	23	7	91	Won Kelly Cup
1999-00	Rick Adduono	4-SE	35	25	10	80	Lost Conference Semifinals
1998-99	Rick Adduono	3-SE	40	20	10	90	Lost Conference Quarterfinals
1997-98	Rick Vaive	1-SE	41	23	6	88	Lost Conference Quarterfinals
1996-97	Rick Vaive	1-E	45	15	10	100	Won Kelly Cup
1995-96	Rick Vaive	3-E	40	22	8	88	Lost Second Round
1994-95	Rick Vaive	1-S	42	19	7	91	Lost Second Round
1993-94	Rick Vaive	6-E	33	26	9	75	Lost First Round

2026-27 Schedule

Fri.	Oct. 16	at Jacksonville	Sun.	Dec. 27	at Greenville	Wed.	Feb. 24	at Orlando
Sat.	**Oct. 17**	**Greenville**	Mon.	Dec. 28	at Savannah	**Fri.**	**Feb. 26**	**Florida**
Fri.	Oct. 23	at Savannah	Wed.	Dec. 30	at Jacksonville	**Sat.**	**Feb. 27**	**Florida**
Sat.	Oct. 24	at Orlando	Fri.	Jan. 1	at Orlando	**Sun.**	**Feb. 28**	**Florida**
Fri.	**Oct. 30**	**Savannah**	Sat.	Jan. 2	at Orlando	Tue.	Mar. 2	at Atlanta
Sun.	**Nov. 1**	**Atlanta**	Fri.	Jan. 8	at Atlanta	Fri.	Mar. 5	at Worcester
Fri.	**Nov. 6**	**Orlando**	**Sat.**	**Jan. 9**	**Atlanta**	Sat.	Mar. 6	at Worcester
Sat.	**Nov. 7**	**Orlando**	**Sun.**	**Jan. 10**	**Jacksonville**	Sun.	Mar. 7	at Worcester
Fri.	Nov. 13	at Florida	**Fri.**	**Jan. 15**	**Tahoe**	Fri.	Mar. 12	at Greenville
Sat.	Nov. 14	at Florida	**Sat.**	**Jan. 16**	**Tahoe**	**Sat.**	**Mar. 13**	**Jacksonville**
Fri.	**Nov. 20**	**Greensboro**	**Sun.**	**Jan. 17**	**Tahoe**	**Sun.**	**Mar. 14**	**Jacksonville**
Mon.	Nov. 23	at Orlando	**Fri.**	**Jan. 22**	**Jacksonville**	**Fri.**	**Mar. 19**	**Greenville**
Fri.	**Nov. 27**	**Savannah**	Sat.	Jan. 23	at Jacksonville	**Sat.**	**Mar. 20**	**Atlanta**
Sat.	**Nov. 28**	**Savannah**	Sun.	Jan. 24	at Jacksonville	**Sun.**	**Mar. 21**	**Atlanta**
Wed.	Dec. 2	at Atlanta	**Fri.**	**Jan. 29**	**Florida**	Wed.	Mar. 24	at Savannah
Fri.	**Dec. 4**	**Atlanta**	**Sat.**	**Jan. 30**	**Greenville**	**Fri.**	**Mar. 26**	**Savannah**
Sat.	Dec. 5	at Jacksonville	Sun.	Jan. 31	at Greenville	**Sat.**	**Mar. 27**	**Savannah**
Wed.	Dec. 9	at Greenville	**Sat.**	**Feb. 6**	**Orlando**	Wed.	Mar. 31	at Greensboro
Fri.	**Dec. 11**	**Savannah**	Wed.	Feb.10	at Atlanta	**Fri.**	**Apr. 2**	**Orlando**
Sun.	**Dec. 13**	**Greenville**	Mon.	Feb. 15	at Orlando	**Sat.**	**Apr. 3**	**Jacksonville**
Wed.	Dec. 16	at Atlanta	**Wed.**	**Feb. 17**	**Jacksonville**	Sun.	Apr. 4	at Greenville
Fri.	Dec. 18	at Greensboro	**Fri.**	**Feb. 19**	**Atlanta**	Wed.	Apr. 7	at Florida
Sun.	Dec. 20	at Greensboro	**Sat.**	**Feb. 20**	**Jacksonville**	Fri.	Apr. 9	at Florida
Sat.	**Dec. 26**	**Jacksonville**	Sun.	Feb. 21	at Savannah	Sat.	Apr. 10	at Florida

2025-26 Results

Oct. 18	**Norfolk**	**2-1**	**Dec. 21**	**Orlando**	**0-4**	**Mar. 13**	**Toledo**	**5-1**
Oct. 19	at Greenville	4-3	Dec. 31	at Greenville	5-3	**Mar. 14**	**Toledo**	**3-4#**
Oct. 23	at Savannah	4-9	Jan. 2	at Greensboro	3-1	Mar. 15	at Atlanta	3-4#
Oct. 25	at Greenville	2-1	**Jan. 4**	**Greensboro**	**4-2**	**Mar. 20**	**Allen**	**5-3**
Oct. 29	**Orlando**	**4-2**	Jan. 10	at Greenville	2-1	**Mar. 21**	**Allen**	**5-4**
Nov. 1	at Greenville	0-4	Jan. 13	at Orlando	2-1*	**Mar. 22**	**Allen**	**1-7**
Nov. 2	at Atlanta	1-2	**Jan. 16**	**Savannah**	**3-6**	Mar. 25	at Idaho	1-6
Nov. 4	at Orlando	4-2	**Jan. 17**	**Savannah**	**1-5**	Mar. 27	at Idaho	2-1*
Nov. 8	at Jacksonville	4-1	Jan. 18	at Savannah	4-0	Mar. 28	at Idaho	3-4#
Nov. 9	**Orlando**	**5-3**	**Jan. 23**	**Atlanta**	**3-2***	Apr. 2	at Orlando	0-4
Nov. 14	**Atlanta**	**1-0**	**Jan. 24**	**Florida**	**2-1***	Apr. 3	at Orlando	5-1
Nov. 15	**Orlando**	**5-3**	**Jan. 25**	**Florida**	**3-6**	**Apr. 4**	**Greenville**	**5-3**
Nov. 19	at Florida	1-3	**Jan. 30**	**Jacksonville**	**4-1**	Apr. 10	at Florida	1-4
Nov. 21	at Florida	2-4	Jan. 31	at Jacksonville	4-1	Apr. 11	at Florida	0-5
Nov. 23	at Atlanta	3-2	Feb. 1	at Orlando	1-6	Apr. 17	at Savannah	6-3
Nov. 26	at Atlanta	3-6	Feb. 5	at Savannah	3-5	**Apr. 18**	**Orlando**	**6-0**
Nov. 28	**Greensboro**	**5-4***	**Feb. 7**	**Jacksonville**	**1-4**	**+Apr. 24**	**Atlanta**	**3-2**
Nov. 29	at Orlando	1-3	Feb. 13	at Greenville	4-2	**+Apr. 25**	**Atlanta**	**3-4**
Dec. 3	at Jacksonville	4-1	**Feb. 14**	**Greenville**	**7-5**	+Apr. 27	at Atlanta	4-0
Dec. 5	at Savannah	3-4*	**Feb. 15**	**Jacksonville**	**3-1**	+Apr. 28	at Atlanta	4-3
Dec. 6	**Greenville**	**2-5**	**Feb. 18**	**Greenville**	**5-2**	**+May 1**	**Atlanta**	**2-3***
Dec. 7	**Greenville**	**5-1**	**Feb. 20**	**Atlanta**	**2-4**	+May 4	at Atlanta	3-1
Dec. 10	**Orlando**	**6-1**	**Feb. 21**	**Atlanta**	**3-2***	+May 8	at Florida	0-3
Dec. 12	**Greenville**	**4-3***	Feb. 27	at Savananh	4-0	+May 9	at Florida	2-6
Dec. 13	at Jacksonville	3-5	Feb. 28	at Jacksonville	3-2*	**+May 13**	**Florida**	**3-7**
Dec. 14	**Savannah**	**2-1**	**Mar. 1**	**Savannah**	**7-1**	**+May 15**	**Florida**	**3-1**
Dec 19	at Orlando	2-0	**Mar. 6**	**Atlanta**	**4-1**	**+May 17**	**Florida**	**1-3**
Dec. 20	**Orlando**	**0-5**	**Mar. 8**	**Savannah**	**3-2**			

* - Overtime # - Shootout + - Kelly Cup Playoffs

Todd Halloran
Governor

Todd Halloran became the majority owner of the Stingrays in April 2018 through his investment entity Deke Hockey Holdings LLC. Todd is a partner at Freeman Spogli & Co., a Los Angeles and New York-based private equity firm with approximately $2 billion under management. Freeman Spogli is dedicated to partnering with management in U.S.-based consumer-related growth businesses providing capital, strategic and financial counsel, and focused industry experience. Over his 23 years at Freeman Spogli, Halloran has worked with and served on the board of directors for a number of public and private companies. He currently serves on the boards of four private companies. In addition, Halloran has been a board member and/or involved with a number of philanthropic and not-for-profit organizations, including organizations focused on underprivileged groups, education and youth sports. He is currently a board member of The Community Fund, a Trustee Emeritus at Colby College and the former president of the Darien (CT) Youth Hockey Association, one of the largest youth hockey organizations in the country. Born and raised in the Boston area, Halloran attended Colby College and graduated with a B.A. in Economics. He also studied for a year at The London School of Economics and earned his MBA at Harvard University. After graduating from Harvard, he worked at Goldman Sachs for five years in the Mergers & Acquisitions Group and the Principal Investment Area (GS Capital Partners). Halloran currently splits his time between South Carolina and CT/NY. He and his family are passionate hockey fans. He grew up playing hockey in a skating family and has four children who all grew up playing the sport including one currently playing collegiate hockey.

Rob Concannon
President/Alternate Governor

Rob Concannon is in his 17th season as president of South Carolina Last season, he receiced the Blake Cullen Award as ECHL Executive of the Year. Born in Dorchester, Mass., Concannon played for the Stingrays from 1995 to 2000, was a member of the 1997 Kelly Cup championship team and was inducted into the Stingrays Hall of Fame in 2004. He retired from hockey with the sixth most games played in Stingrays history at 330, and sixth all-time with 231 points (111g-120a). Prior to turning pro, Concannon was a Division III All-American in 1995 with Salem State College. In addition to the Stingrays, Concannon skated for the Idaho Steelheads and Greenville Grrrowl during his eight-year hockey career. Rob and his wife Keri reside in downtown Charleston with their two children, John Robert and Ella.

5050 Etna Street, Suite B, North Charleston, SC 29418

Office . . . . . (843) 744-2248
Arena . . . . . .North Charleston Coliseum
Radio Station . . . . . .StingraysHockey.com
Team Colors . . . . . .Red, White, Blue
Email . . . . . .info@stingrayshockey.com
Capacity 6,925
Broadcaster . . . . . .Brendan Reilly

Team Directory

Owner/Governor . . . . . .Todd Halloran
President/Alternate Governor . . . . . .Rob Concannon
Head Coach/Director of Hockey Operations . . . . . .Jesse Kallechy
Associate Coach . . . . . .Cory Melkert
Office Manager . . . . . .Julie Thoennes
Senior Vice President of Corporate Partnerships . . . . . .Kerri White
Senior Vice President of Sales and Marketing . . . . . .Sam Bays
Ticket Operations Manager . . . . . .Kyle Huckabee
Director of Communications and Broadcasting . . . . . .Brendan Reilly
Partnership Activation Manager . . . . . .Don Johnson
Business Development Manager . . . . . .Mario Picciotto
Marketing and Creative Services Coordinator . . . . . .Olivia Crew
Graphic Design and Digital Production Manager . . . . . .Sara Newton
Game Operations Manager . . . . . .Aidan Reed
Community Relations Coordinator . . . . . .Sara Shamlin
Merchandise Manager . . . . . Aidan Hamilton
Group Sales Manager . . . . . .Nate Bishop
Account Executives . . . . . .Katie Coffey, Molly Duvall, Kaitlyn Krieg, ...Sergio Mukokomani, Alex Ostendorff
Equipment Manager . . . . . .Chuck Liebenrood
Athletic Trainer . . . . . .Julia Phillips

Tahoe Knight Monsters

NHL Affiliate: Vegas Golden Knights

AHL Affiliate: Henderson Silver Knights

Year-by-Year Record

		Home					Away					Overall							
Season	**GP**	**W**	**L**	**T**	**OT**	**SO**	**W**	**L**	**T**	**OT**	**SO**	**W**	**L**	**T**	**OT**	**SO**	**GF**	**GA**	**PTS**
2025-26	72	19	14	3	1-1	0-2	16	16	4	3-3	1-1	35	30	7	4-4	1-3	257	260	77
2024-25	72	21	10	5	4-3	0-2	20	15	1	4-1	1-0	41	25	6	8-4	1-2	255	228	88

T - Includes Overtime and Shootout Losses

Year-by-Year Results

Season	**Finished**	**Result**
2026	4th, Mountain	Lost Division Semifinals
2025	3rd, Mountain	Lost Division Finals

All-Time Record vs. Other Clubs

Team	**W-L-T**	**Team**	**W-L-T**	**Team**	**W-L-T**	**Team**	**W-L-T**
Adirondack	3-0-0	Greensboro	1-1-1	Maine	2-1-0	South Carolina	0-0-0
Allen	7-3-0	Greenville	0-0-0	New Mexico	0-0-0	Toledo	2-1-0
Atlanta	0-0-0	Idaho	12-8-1	Norfolk	0-0-0	Trenon	0-0-0
Bloomington	0-1-0	Indy	0-0-0	Orlando	0-0-0	Trois-Rivieres	0-0-0
Cincinnati	1-1-1	Jacksonville	1-0-1	Rapid City	8-8-4	Tulsa	13-3-2
Florida	1-2-0	Kalamazoo	0-0-0	Reading	0-0-0	Wheeling	0-0-0
Fort Wayne	2-3-0	Kansas City	3-8-2	Savannah	2-1-0	Wichita	4-6-1
						Worcester	0-0-0

Web - KnightMonstersHockey.com

Club Records

Players

Most Points, Season	79	Sloan Stanick, 2024-25
Most Points, Game	6	Jordan Gustafson vs. Idaho, Feb. 21, 2026
Most Goals, Season	33	Simon Pinard, 2024-25
Most Goals, Game	4	Simon Pinard vs. Tulsa, Nov. 13, 2024
Most Assists, Season	50	Sloan Stanick, 2024-25
Most Assists, Game	5	Luke Adam vs. Utah, Dec. 12, 2024
Most PIM, Season	107	Devon Paliani, 2025-26
Most PIM, Game	19	Samuel Mayer vs. Jacksonville, Oct. 25, 2025

Goaltenders

Most Appearances	42	Jesper Vikman, 2024-25
Most Minutes	2,503	Jesper Vikman, 2024-25
Most Wins	24	Jesper Vikman, 2024-25
Most Losses	17	Jordan Papirny, 202-5-26
Most OT/SO Losses	4	Jordan Papirny, 2025-26
Most Shots	1,286	Jesper Vikman, 2024-25
Most Saves	1,153	Jesper Vikman, 2024-25
Most Shutouts	4	Jordan Papirny, 2024-25
Lowest GAA	2.50	Jordan Papirny, 2024-25
Best Save Percentage	.920	Jordan Papirny, 2024-25

Team

Most Points	88	2024-25
Fewest Points	77	2025-26
Most Wins	41	2024-25
Fewest Wins	35	2025-26
Most Losses	30	2025-26
Fewest Losses	25	2024-25
Most Goals Scored	257	2025-26
Fewest Goals Against	260	2025-26
Most Penalty Minutes	1,041	2025-26

Longest Winning Streak

Overall	8	Dec. 3-18, 2024
Home	5	Feb. 6-Mar. 1, 2025
Road	5	Feb. 22-Mar. 22, 2025 Dec. 3-18, 2025

Longest Winless Streak

Overall	4	Feb. 15-21, 2025 Jan. 26-Feb. 1, 2025
Home	5	Mar. 29-Apr. 12, 2025
Road	4	Feb. 15-21, 2025

Regular Season Game Attendance Record
4,203, 20 times

Postseason Game Attendance Record
4,203. two times, most recent:
vs. Kansas City, May 9, 2025

Regular Season Attendance Record
132,532, 2025-26

Playoff Record vs. Current Teams

	Series	W	L	GP	W	L	GF	GA	Last Mtg	Rnd	Result
Kansas City	2	0	2	8	0	8	9	34	2025	DSF	L 0-4
Wichita	1	1	0	4	4	0	22	8	2025	DSF	W 4-0

All-Time Playoff Results

Year	Round	Opponent	Result	GF	GA	OT
2026	DSF	Kansas City	L 0-4	5	17	0-1
2025	DF	Kansas City	L 0-4	4	17	0-0
	DSF	Wichita	W 4-0	22	8	1-0

2025-26 Regular Season Statistics

PLAYER	Pos	GP	G	A	PTS	+/-	PIM	PP	PPA	SH	SHA	GW	FG	OT	UA	EN	SOG	SOA	Shots	Sh%
Devon Paliani	F	72	32	33	65	-10	107	3	10	2	0	2	5	0	3	1	2	4	202	15.8
Kevin Wall	F	53	21	37	58	10	58	2	10	1	2	5	3	1	2	0	0	0	144	14.6
Casey Bailey	F	54	25	29	54	2	46	9	8	2	0	6	4	0	0	0	1	3	180	13.9
Sloan Stanick	F	47	23	29	52	13	38	3	7	2	0	2	8	1	3	0	0	1	173	13.3
Trent Swick	F	67	25	25	50	5	83	7	4	0	0	4	3	0	4	2	0	2	174	14.4
Luke Adam	C	69	20	27	47	-30	46	9	14	0	0	5	0	0	2	0	0	1	160	12.5
Jake McGrew	F	62	22	14	36	-16	17	9	4	0	1	3	3	1	3	0	0	0	154	14.3
Samuel Mayer	D	59	12	21	33	-10	95	3	4	0	0	2	1	0	1	0	0	0	118	10.2
Mike O'Leary	F	65	12	21	33	-10	51	4	5	1	1	2	0	1	3	2	2	3	120	10.0
Jordan Gustafson	F	30	9	20	29	9	2	0	6	0	0	0	3	0	1	1	0	1	71	12.7
Nate Kallen	D	46	5	23	28	12	12	1	8	0	0	0	0	0	0	0	0	0	94	5.3
Brennan Kapcheck	D	43	1	21	22	0	20	0	7	0	3	0	0	0	0	0	0	0	57	1.8
Adam Pitters	F	59	5	15	20	-7	24	2	3	1	0	2	1	0	1	0	0	0	94	5.3
Kaelan Taylor	D	67	3	17	20	9	24	0	0	0	0	0	0	0	0	0	0	0	68	4.4
Connor Marritt	F	48	7	10	17	-3	4	1	0	0	0	0	0	0	0	0	0	0	54	13.0
Jake Durflinger	F	58	6	9	15	-15	102	0	1	0	1	0	3	0	0	0	0	0	71	8.5
Anthony Collins	F	55	3	10	13	6	46	0	0	0	0	0	1	0	0	0	0	0	35	8.6
Linden Alger	D	55	2	11	13	2	71	0	0	0	0	0	1	0	0	0	0	0	83	2.4
Artur Cholach	D	40	2	9	11	12	13	0	1	0	0	0	1	0	0	0	0	0	50	4.0
Olivier LeBlanc	D	52	2	9	11	-1	28	0	0	0	0	0	1	0	0	0	0	0	35	5.7
Samuel Huo	F	14	4	4	8	1	12	0	1	0	0	1	1	0	0	1	0	0	22	18.2
Blake Wells	F	22	3	4	7	1	6	0	0	0	0	0	2	0	0	0	0	0	13	23.1
Mike Van Unen	D	15	0	3	3	0	10	0	0	0	0	0	0	0	0	0	0	0	8	0.0
TOTALS		29	1	6	7	0	12	0	0	0	0	1	1	0	0	0	0	0	14	7.1
Cody Laskosky	F	11	3	3	6	0	6	0	0	0	0	0	1	0	0	0	0	0	21	14.3
Louka Henault	D	13	2	3	5	0	12	1	3	0	0	0	0	0	0	0	0	0	17	11.8
TOTALS		27	2	4	6	3	27	1	3	0	0	0	0	0	0	0	0	0	32	6.3
C.J. Valerian	D	21	0	4	4	4	51	0	1	0	0	0	0	0	0	0	0	0	17	0.0
Aidan De La Gorgendiere	D	6	2	1	3	3	4	0	0	0	0	0	0	0	0	0	0	0	12	16.7
Keanan Stewart	F	12	1	1	2	1	2	0	0	0	0	0	0	0	0	0	0	0	16	6.3
TOTALS		18	2	1	3	-1	6	0	0	0	0	0	0	0	0	0	0	0	22	9.1
Ryan Dickinson	D	3	0	1	1	-2	4	0	0	0	0	0	0	0	0	0	0	0	0	0.0
TOTALS		46	0	3	3	-10	41	0	0	0	0	0	0	0	0	0	0	0	20	0.0
Eric Olson	F	8	1	1	2	1	5	0	0	0	0	0	0	0	0	0	0	0	3	33.3
Craig McCabe	D	6	0	2	2	-1	2	0	0	0	0	0	0	0	0	0	0	0	6	0.0
Cameron Whitehead	G	24	0	2	2	0	0	0	1	0	0	0	0	0	0	0	0	0	0	0.0
Troy Loggins	F	2	1	0	1	-1	0	0	0	0	0	0	0	0	0	0	0	0	3	33.3
Brendan Dowler	D	8	1	0	1	6	0	0	0	0	0	0	0	0	0	0	0	0	9	11.1
Tucker Ness	D	17	1	0	1	-1	27	0	0	0	0	0	0	0	0	0	0	0	22	4.5
Alex Weiermair	F	2	0	1	1	1	0	0	0	0	0	0	0	0	0	0	0	0	4	0.0
Dawson McKinney	F	1	0	1	1	0	0	0	0	0	0	0	0	0	0	0	0	0	0	0.0
TOTALS		3	0	1	1	1	8	0	0	0	0	0	0	0	0	0	0	0	1	0.0
Alex Tracy	G	4	0	1	1	0	0	0	0	0	0	0	0	0	0	0	0	0	0	0.0
Zane McIntyre	G	5	0	1	1	0	0	0	0	0	0	0	0	0	0	0	0	0	0	0.0
Benjamin Lindberg	D	3	0	1	1	3	13	0	0	0	0	0	0	0	0	0	0	0	4	0.0
TOTALS		12	0	1	1	0	25	0	0	0	0	0	0	0	0	0	0	0	10	0.0
Chris Brown	F	2	0	0	0	-1	0	0	0	0	0	0	0	0	0	0	0	0	5	0.0
Jacob Mucitelli	G	2	0	0	0	0	0	0	0	0	0	0	0	0	0	0	0	0	0	0.0
Dominic Basse	G	3	0	0	0	0	0	0	0	0	0	0	0	0	0	0	0	0	0	0.0
Jack Bostedt	G	2	0	0	0	0	0	0	0	0	0	0	0	0	0	0	0	0	0	0.0
TOTALS		3	0	0	0	0	0	0	0	0	0	0	0	0	0	0	0	0	0	0.0
Jordan Papirny	G	37	0	0	0	0	0	0	0	0	0	0	0	0	0	0	0	0	0	0.0
BENCH		72	1				16												1	
TEAM TOTALS		**72**	**257**	**424**	**681**	**-7**	**1057**	**54**	**98**	**9**	**8**	**34**	**42**	**4**	**23**	**7**	**5**	**15**	**2320**	**11.0**

GOALIE	GP	MINS	W	L	OTL	SL	SO	EN	GA	GAA	SOG	PSOW	SA	SVS	SV%
Alex Tracy	4	242	3	1	0	0	1	0	10	2.49	0	0	154	144	0.935
Zane McIntyre	5	295	2	3	0	0	0	4	13	2.64	0	0	164	151	0.921
Jack Bostedt	2	25	0	0	0	0	0	1	1	2.39	0	0	4	3	0.750
TOTALS	3	84	0	1	0	0	0	1	4	2.86	0	0	44	40	0.909
Cameron Whitehead	24	1455	12	9	1	2	2	5	73	3.01	3	1	922	849	0.921
Jordan Papirny	37	2133	16	17	3	1	0	6	130	3.66	1	0	1312	1182	0.901
Dominic Basse	3	160	2	0	0	0	0	0	10	3.75	0	0	83	73	0.880
Jacob Mucitelli	2	29	0	0	0	0	0	0	4	8.36	0	0	15	11	0.733
Empty Net		30							16				16		
TEAM TOTALS	**72**	**4339**	**35**	**30**	**4**	**3**	**3**	**16**	**257**	**3.53**	**4**	**1**	**2670**	**2413**	**0.904**

2026 Kelly Cup Playoffs Statistics

PLAYER	Pos	GP	G	A	PTS	+/-	PIM	PP	PPA	SH	SHA	GW	FG	OT	UA	EN	Shots	Sh%
Sloan Stanick	F	2	2	0	2	1	2	1	0	0	0	0	1	0	0	0	5	40.0
Casey Bailey	F	4	1	1	2	-3	16	1	1	0	0	0	0	0	0	0	8	12.5
Aidan De La Gorgendiere	D	4	0	2	2	-2	4	0	2	0	0	0	0	0	0	0	7	0.0
Jake Durflinger	F	3	1	0	1	-2	18	0	0	0	0	0	0	0	0	0	4	25.0
Luke Adam	C	4	1	0	1	-3	2	1	0	0	0	0	0	0	0	0	14	7.1
Jordan Gustafson	F	1	0	1	1	-1	0	0	0	0	0	0	0	0	0	0	1	0.0
Olivier LeBlanc	D	4	0	1	1	-4	2	0	0	0	0	0	0	0	0	0	1	0.0
Connor Marritt	F	4	0	1	1	-1	2	0	0	0	0	0	0	0	0	0	0	0.0
Devon Paliani	F	4	0	1	1	-6	0	0	1	0	0	0	0	0	0	0	9	0.0
Adam Pitters	F	4	0	1	1	-2	2	0	0	0	0	0	0	0	0	0	5	0.0
Kevin Wall	F	4	0	1	1	-2	4	0	1	0	0	0	0	0	0	0	11	0.0
Mike O'Leary	F	2	0	0	0	-2	0	0	0	0	0	0	0	0	0	0	0	0.0
Alex Tracy	G	2	0	0	0	0	0	0	0	0	0	0	0	0	0	0	0	0.0
Jordan Papirny	G	3	0	0	0	0	0	0	0	0	0	0	0	0	0	0	0	0.0
Linden Alger	D	4	0	0	0	-5	2	0	0	0	0	0	0	0	0	0	1	0.0
Artur Cholach	D	4	0	0	0	-3	2	0	0	0	0	0	0	0	0	0	2	0.0
Samuel Huo	F	4	0	0	0	-3	2	0	0	0	0	0	0	0	0	0	3	0.0
Samuel Mayer	D	4	0	0	0	-5	6	0	0	0	0	0	0	0	0	0	7	0.0
Jake McGrew	F	4	0	0	0	-3	0	0	0	0	0	0	0	0	0	0	3	0.0
Trent Swick	F	4	0	0	0	-4	4	0	0	0	0	0	0	0	0	0	6	0.0
Kaelan Taylor	D	4	0	0	0	-2	2	0	0	0	0	0	0	0	0	0	1	0.0
Alex Weiermair	F	4	0	0	0	-4	0	0	0	0	0	0	0	0	0	0	3	0.0
BENCH		4	0				2										0	
TEAM TOTALS		**4**	**5**	**9**	**14**	**-56**	**72**	**3**	**5**	**0**	**0**	**0**	**1**	**0**	**0**	**0**	**91**	**5.5**

GOALIE	GP	MINS	W	L	SO	EN	GA	GAA	SA	SVS	SV%
Jordan Papirny	3	174	0	2	0	1	9	3.11	71	62	0.873
Alex Tracy	2	80	0	2	0	0	7	5.25	47	40	0.851
Empty Net		0					1		1		
TEAM TOTALS	**4**	**254**	**0**	**4**	**0**	**1**	**17**	**4.02**	**119**	**102**	**0.857**

Connor Jones
Head Coach

Connor Jones enters his first season as Tahoe's head coach after being named to the position on July 28. Jones joins the Knight Monsters from Princeton University, where he spent the last two seasons as an assistant coach, helping lead the Tigers to 30 wins. Prior to Princeton, Jones served as a college scout for the Vegas Golden Knights organization from 2022-24. During his playing days, Jones competed in 153 collegiate games with Quinnipiac University, where he served as an alternate captain in his final two seasons. In his professional career, he skated in 290 AHL games with the Oklahoma City Barons and Bridgeport Sound Tigers, 79 ECHL games for the Bakersfield Condors and Fort Wayne Komets and four National Hockey League games with the New York Islanders during the 2016-17 campaign. Jones also spent the 2019-20 season overseas in Switzerland with HC Thurgau, racking up 27 points (8g-19a) in 44 games, ranking third on the team. The Montrose, British Columbia native also played overseas the following year with Västerviks IK in Sweden, where he played alongside his twin brother, Kellen.

Coaching History

Year	Coach	STD	W	L	T	PTS	Playoffs
2025-26	Alex Loh	4-M	35	30	7	77	Lost Division Semifinals
2024-25	Alex Loh	3-M	41	25	6	88	Lost Division Finals

2026-27 Schedule

Sat.	Oct. 17	at Wichita	**Fri.**	**Dec. 18**	**Wichita**	**Fri.**	**Feb. 19**	**Idaho**
Sun.	Oct. 18	at Wichita	**Sat.**	**Dec. 19**	**Wichita**	**Sat.**	**Feb. 20**	**Idaho**
Fri.	**Oct. 23**	**New Mexico**	**Sun.**	**Dec. 20**	**Wichita**	**Sun.**	**Feb. 21**	**Idaho**
Sat.	**Oct. 24**	**New Mexico**	Sat.	Dec. 26	at New Mexico	Fri.	Feb. 26	at Norfolk
Sun.	**Oct. 25**	**New Mexico**	Sun.	Dec. 27	at New Mexico	Sat.	Feb. 27	at Norfolk
Wed.	**Oct. 28**	**Kansas City**	Thu.	Dec. 31	at Cincinnati	Sun.	Feb. 28	at Norfolk
Fri.	**Oct. 30**	**Kansas City**	Sat.	Jan. 2	at Cincinnati	**Fri.**	**Mar. 5**	**Tulsa**
Sat.	**Oct. 31**	**Kansas City**	**Fri.**	**Jan. 8**	**Tulsa**	**Sat.**	**Mar. 6**	**Tulsa**
Fri.	Nov. 6	Kasnas City	**Sat.**	**Jan. 9**	**Tulsa**	**Sun.**	**Mar. 7**	**Tulsa**
Sat.	Nov. 7	Kansas City	**Sun.**	**Jan. 10**	**Tulsa**	Fri.	Mar. 12	at New Mexico
Wed.	Nov 11	at Rapid City	Fri.	Jan. 15	at South Carolina	Sat.	Mar. 13	at New Mexico
Fri.	Nov. 13	at Rapid City	Sat.	Jan. 16	at South Carolina	Sun.	Mar. 14	at New Mexico
Sat.	Nov. 14	at Rapid City	Sun.	Jan. 17	at South Carolina	Wed.	Mar. 17	at Idaho
Thu.	**Nov. 19**	**New Mexico**	**Fri.**	**Jan. 22**	**Allen**	Fri.	Mar. 19	at Idaho
Fri.	**Nov. 20**	**New Mexico**	**Sat.**	**Jan. 23**	**Allen**	Sat.	Mar. 20	at Idaho
Sat.	**Nov. 21**	**New Mexico**	**Sun.**	**Jan. 24**	**Allen**	**Fri.**	**Mar. 26**	**Norfolk**
Wed.	**Nov. 25**	**Idaho**	Fri.	Jan. 29	at Allen	**Sat.**	**Mar. 27**	**Norfolk**
Fri.	**Nov. 27**	**Idaho**	Sat.	Jan. 30	at Allen	**Sun.**	**Mar. 28**	**Norfolk**
Sat.	**Nov. 28**	**Idaho**	**Fri.**	**Feb. 5**	**Rapid City**	Fri.	Apr. 2	at Tulsa
Fri.	Dec. 4	at Allen	**Sat.**	**Feb. 6**	**Rapid City**	Sat.	Apr. 3	at Tulsa
Sat.	Dec. 5	at Allen	**Sun.**	**Feb. 7**	**Rapid City**	Sun.	Apr. 4	at Tulsa
Fri.	**Dec. 11**	**Toledo**	Fri,	Feb. 12	at Rapid City	Wed.	Apr. 7	at New Mexico
Sat.	**Dec. 12**	**Toledo**	Sat.	Feb. 13	at Rapid City	Fri.	Apr. 9	at New Mexico
Sun.	**Dec. 13**	**Toledo**	Sun.	Feb. 13	at Rapid Ciy	Sat.	Apr. 10	at New Mexico

2025-26 Results

Oct. 17	**Idaho**	**6-3**	**Dec. 17**	**Wichita**	**3-6**	Feb. 27	at Utah	3-1
Oct. 18	**Idaho**	**4-6**	**Dec. 19**	**Wichita**	**3-2**	Feb. 28	at Utah	4-1
Oct. 19	**Idaho**	**5-6**	**Dec. 20**	**Wichita**	**4-3**	Mar. 6	at Kansas City	2-5
Oct. 24	at Tulsa	4-1	Dec. 31	at Rapid Ciy	3-4#	Mar. 7	at Kansas City	3-5
Oct. 26	at Tulsa	5-2	**Jan. 2**	**Allen**	**5-0**	**Mar. 11**	**Kansas City**	**4-2**
Oct. 29	at Idaho	2-5	**Jan. 3**	**Allen**	**4-3**	**Mar. 13**	**Kansas City**	**5-6**
Oct. 31	at Idaho	5-2	**Jan. 4**	**Allen**	**1-5**	**Mar. 14**	**Kansas City**	**1-8**
Nov. 1	at Idaho	5-2	**Jan. 9**	**Utah**	**6-3**	Mar. 20	at Toledo	3-4
Nov. 5	at Rapid City	5-4*	**Jan. 10**	**Utah**	**6-2**	Mar. 21	at Toledo	4-1
Nov. 7	at Rapid City	5-3	**Jan. 11**	**Utah**	**3-2**	Mar. 22	at Toledo	4-3*
Nov. 8	at Rapid City	2-5	Jan, 16	at Wichita	2-3	**Mar. 27**	**Rapid City**	**3-5**
Nov. 13	at Greensboro	3-4*	Jan. 17	at Wichita	4-3#	**Mar. 28**	**Rapid City**	**4-5**
Nov. 14	at Greensboro	0-2	Jan. 23	at Kansas City	3-5	**Mar. 29**	**Rapid City**	**5-4***
Nov. 15	at Greensboro	5-1	Jan. 24	at Kansas City	3-4#	**Apr. 1**	**Cincinnati**	**3-4***
Nov. 20	**Savannah**	**2-1**	Jan. 28	at Bloomingtton	1-4	**Apr. 3**	**Cincinnai**	**3-0**
Nov. 21	**Savannah**	**1-8**	Jan. 31	at Fort Wayne	0-6	**Apr. 4**	**Cincinnati**	**2-3**
Nov. 22	**Savannah**	**4-3**	Feb. 1	at Fort Wayne	6-2	Apr. 10	at Allen	2-6
Nov. 28	**Tulsa**	**7-2**	**Feb. 4**	**Utah**	**6-9**	Apr. 11	at Allen	4-3*
Nov. 29	**Tulsa**	**7-3**	**Feb. 6**	**Utah**	**4-7**	Apr. 17	at Rapid City	3-4*
Nov. 30	**Tulsa**	**5-2**	**Feb. 7**	**Utah**	**4-3**	Apr. 18	at Rapid City	6-4
Dec. 3	**Rapid City**	**2-5**	Feb. 13	at Rapid City	3-6	+Apr. 24	at Kansas City	1-4
Dec. 5	**Rapid City**	**1-4**	Feb. 14	at Rapid Ciy	3-6	+Apr. 25	at Kansas City	1-2*
Dec. 6	**Rapid City**	**2-3#**	**Feb. 18**	**Idaho**	**1-2#**	**+Apr. 29**	**Kansas City**	**2-7**
Dec. 11	at Tulsa	4-1	**Feb. 20**	**Idaho**	**6-0**	**+Apr. 30**	**Kansas City**	**1-4**
Dec. 12	at Tulsa	2-3	**Feb. 21**	**Idaho**	**7-4**			
Dec. 14	at Tulsa	2-3	Feb. 25	at Utath	3-8			

* - Overtime # - Shootout + - Kelly Cup Playoffs

David Hodges
Co-Owner

David Hodges is Chairman and CEO of Hodges Management Group LLC, which owns three auto dealerships and real estate investment firms, and founder/owner of 925 Partners, a values driven agency offering trucking, auto, home, life, health and commercial insurance.

Tim Tebow
Co-Owner

Tim Tebow won two BCS National Championships at the University of Florida, in addition to the Heisman Trophy and multiple other awards. He has become best known around the world for his work with the Tim Tebow Foundation, whose mission is to bring faith, hope and love to those needing a brighter day in their darkest hour of need. The Foundation fights for people who can't fight for themselves in over 80 countries and counting. He is an entrepreneur, five-time New York Times best-selling author, sports broadcaster and investor, including minority partner in the ECHL's Jacksonville Icemen and Savannah Ghost Pirates, as well as helping bring professional soccer to northeast Florida.

75 U.S. 50 Stateline, NV 89449

Office . . . . . (775) 997-0102
Arena . . . . . .Tahoe Blue Event Center
Radio Station tahoeknightmonsters.mixlr.com
Team Colors . .Sky Blue, Powder Blue, Black, Gold

Email . . .info@knightmonstershockey.com
Capacity 4,200
Broadcaster . . . . . .Brenden Paul

Team Directory

Director of Sales . . . . . .Josh Costa
Partnership and Creative Services Manager . . . . . .Julianne Welch
Broadcast and Communications Manager . . . . . .Brenden Paul
Manager of Corporate Partnerships . . . . . .Tanner Zellem
Senior Account Executive . . . . . .Brady Caron
Account Executives . . . . . .Gray Baginski and August Vodehnal
Activation and Game Presentation Coordinator . . . . . .Mayci Mariani
Event Coordinator . . . . . .Madi Tyler
Fan Services Coordinator . . . . . .August Vodehnal
Head Coach . . . . . .Connor Jones
Assistant Coach . . . . . .Nick Niedert
Equipment Manager . . . . . .T
Video Coach . . . . . .Chris Collins

Toledo Walleye

NHL Affiliate: Detroit Red Wings **AHL Affiliate:** Grand Rapids Griffins

Year-by-Year Record

		Home					Away					Overall							
Season	**GP**	**W**	**L**	**T**	**OT**	**SO**	**W**	**L**	**T**	**OT**	**SO**	**W**	**L**	**T**	**OT**	**SO**	**GF**	**GA**	**PTS**
2025-26	72	20	9	7	1-5	0-2	23	8	5	2-2	2-3	43	17	12	3-7	2-5	253	198	98
2024-25	72	23	7	6	6-6	3-0	21	10	5	3-3	1-2	44	17	11	9-9	4-2	234	194	99
2023-24	71	23	7	6	0-1	1-5	25	7	3	5-3	1-0	48	14	9	5-4	2-5	289	209	105
2022-23	72	19	12	5	0-3	1-2	26	7	3	3-2	0-1	45	19	8	0-5	2-3	252	179	98
2021-22	72	25	9	2	4-1	0-1	24	10	2	4-1	0-1	49	19	4	8-2	0-2	277	203	102
2019-20	59	19	7	2	1-1	3-1	18	10	3	3-3	1-0	37	17	5	4-4	4-1	225	163	79
2018-19	72	23	9	4	2-3	2-1	17	14	5	2-3	2-2	40	23	9	4-6	4-3	237	221	89
2017-18	72	28	7	1	1-1	0-0	22	10	4	1-2	4-3	50	17	5	4-3	1-2	242	170	105
2016-17	72	26	7	3	5-1	1-2	25	10	1	2-1	2-0	51	17	4	7-2	3-2	302	191	106
2015-16	72	27	8	1	4-0	2-1	20	12	4	0-2	4-2	47	20	5	4-2	6-3	225	174	99
2014-15	72	26	6	4	0-2	5-2	24	9	3	1-3	4-0	50	15	7	1-5	9-2	281	182	107
2013-14	72	11	23	2	0-1	0-1	10	21	5	2-3	3-2	21	44	7	2-4	3-3	193	268	49
2012-13	72	18	12	6	2-3	0-3	19	14	3	0-2	0-1	37	26	9	2-5	0-4	224	195	83
2011-12	72	14	19	3	2-0	2-3	14	19	3	1-2	3-1	28	32	6	3-2	5-4	189	258	62
2010-11	72	16	17	3	2-2	1-1	17	16	3	1-2	3-1	33	33	6	3-4	4-2	239	255	72
2009-10	72	22	13	1	7-0	1-1	13	17	6	2-2	0-4	35	30	7	9-2	1-5	254	274	77
2006-07*	72	27	9	0	1-0	2-1	12	21	3	1-1	3-1	39	30	3	2-1	5-2	211	220	81
2005-06*	72	27	6	3	3-1	2-2	19	15	2	1-2	3-0	46	21	5	4-3	5-2	244	189	97
2004-05*	72	24	10	2	1-2	2-0	17	16	3	0-0	3-3	41	26	5	1-2	5-3	203	194	87
2003-04*	72	11	19	6	0-2	3-4	12	19	5	2-1	3-4	23	38	11	2-3	6-8	183	258	57
2002-03*	72	29	3	4	1-1	1-3	18	12	6	0-3	2-3	47	15	10	1-4	3-6	247	196	104
2001-02*	72	16	15	5	3-3	1-2	12	19	5	2-1	1-4	28	34	10	5-4	2-6	225	265	66
2000-01*	72	21	11	4	1-1	1-3	16	16	4	2-2	4-2	37	27	8	3-3	5-5	262	259	82
1999-00*	70	14	17	4	---	3-4	8	24	3	---	2-3	22	41	7	---	5-7	214	306	51
1998-99*	70	23	8	4	---	2-4	16	18	1	---	5-1	39	26	5	---	7-5	256	246	83
1997-98*	70	25	6	4	---	6-4	16	15	4	---	4-4	41	21	8	---	10-8	251	237	90
1996-97*	70	19	10	6	---	3-6	13	18	4	---	3-4	32	28	10	---	6-10	258	248	74
1995-96*	70	27	4	4	---	7-4	21	10	4	---	10-4	48	14	8	---	17-8	301	240	104
1994-95*	68	25	7	2	1-0	0-2	16	15	3	1-1	0-2	41	22	5	2-1	0-4	287	230	87
1993-94*	68	25	6	3	2-1	1-2	19	14	1	1-0	3-1	44	20	4	3-1	4-3	338	289	92
1992-93*	64	21	7	4	1-0	0-4	15	10	7	1-1	0-6	36	17	11	2-1	0-10	316	238	83
1991-92*	64	25	5	2	1-2	0-0	21	10	1	4-1	0-0	46	15	3	5-3	0-0	367	240	95

T - Includes Overtime and Shootout Losses (Games tied at end of regulation went directly to shootout from 1995-2000)
* - Toledo Storm

Year-by-Year Results

Season	**Finished**	**Result**	**Season**	**Finished**	**Result**
2026	2nd, North	Lost Division Finals	2006	1st, North	Lost Conference Finals
2025	1st, North	Lost Kelly Cup Finals	2005	4th, North	Lost Division Semifinals
2024	1st, Central	Lost Conference Finals	2004	8th, Northern	Out of Playoffs
2023	2nd, Central	Lost Conference Finals	2003	1st, Northwest	Lost Division Semifinals
2022	1st, Central	Lost Kelly Cup Finals	2002	6th, Northwest	Out of Playoffs
2020	2nd, Central	No Playoffs due to COVID-19	2001	3rd, Northwest	Lost Conference Semifinals
2019	2nd, Central	Lost Kelly Cup Finals	2000	6th, Northwest	Out of Playoffs
2018	1st, Central	Lost Division Finals	1999	3rd, Northwest	Lost Conference Semifinals
2017	1st, Central	Lost Conference Finals	1998	2nd, Northwest	Lost Conference Semifinals
2016	1st, North	Lost Conference Quarterfinals	1997	5th, North	Lost First Round
2015	1st, North	Lost Conference Finals	1996	1st, North	Lost Semifinals
2014	5th, North	Out of Playoffs	1995	3rd, North	Lost First Round
2013	2nd, North	Lost Conference Quarterfinals	1994	1st, North	Won Riley Cup
2012	4th, North	Out of Playoffs	1993	1st, West	Won Riley Cup
2011	4th, North	Out of Playoffs	1992	1st, West	Lost First Round
2010	3rd, North	Lost Conference Quarterfinals			
2007	2nd, North	Lost Division Semifinals			

All-Time Record vs. Other Clubs

Team	**W-L-T**	**Team**	**W-L-T**	**Team**	**W-L-T**	**Team**	**W-L-T**
Adirondack	1-3-0	Greensboro	0-0-0	Maine	1-1-0	South Carolina	7-22-2
Allen	2-2-0	Greenville	12-13-4	New Mexico	0-0-0	Tahoe	1-1-1
Atlanta	18-8-2	Idaho	6-5-2	Norfolk	10-0-3	Trenton	0-0-0
Bloomington	14-3-2	Indy	56-12-9	Orlando	4-5-2	Trois-Rivieres	1-1-1
Cincinnati	120-72-19	Jacksonville	0-0-0	Rapid City	6-0-1	Tulsa	5-3-0
Florida	13-13-3	Kalamazoo	92-62-20	Reading	37-33-10	Wheeling	132-90-21
Fort Wayne	72-41-13	Kansas City	10-4-0	Savannah	2-0-0	Wichita	10-0-1
						Worcester	2-0-0

Web - ToledoWalleye.com

Club Records

Players

Most Points, Season	111	Mike Maurice, 1991-92
Most Points, Game	8	Alex Hicks vs. Louisville, Nov. 5, 1993
Most Goals, Season	63	Andrew Williamson, 1999-00
Most Goals, Game	6	Brad McCaughey vs. Columbus (Ohio), Nov. 6, 1991
Most Assists, Season	72	Mike Maurice, 1991-92
Most Assists, Game	6	several players
Most PIM, Season	438	Ken Tasker, 1999-00
Most PIM, Game	39	Ron Aubrey vs. Louisville, Dec. 14, 1991

Goaltenders

Most Appearances	56	Nick Vitucci, 1994-95, Mark Bernard, 2000-01
Most Minutes	3,275	Mark Bernard, 2000-01
Most Wins	37	Pat Nagle, 2017-18
Most Losses	21	Mark Bernard, 2000-01
Most OT/SO Losses	7	Scott King, 1992-93, Joey MacDonald, 2001-02
Most Shots	1,886	Mark Bernard, 2000-01
Most Saves	1,706	Mark Bernard, 2000-01
Most Shutouts	7	Jake Paterson, 2016-17
Lowest GAA	2.06	Drew MacIntyre, 2005-06
Best Save Percentage	.932	Billy Christopoulos, 2019-20

Team

Most Points	107	2014-15
Fewest Points	49	2013-14
Most Wins	51	2016-17
Fewest Wins	21	2013-14
Most Losses	44	2013-14
Fewest Losses	14	1995-96
Most Goals Scored	367	1991-92
Fewest Goals Against	170	2017-18
Most Penalty Minutes	2,405	1999-00

Longest Winning Streak

Overall	18	Feb. 5-Mar. 18, 2023
Home	18	Feb. 14-Nov. 12, 1993
Road	11	Feb. 8-Mar. 18, 2023

Longest Winless Streak

Overall	14	Feb. 2-28, 2003
Home	12	Jan. 31-Mar. 19, 2014
Road	7	Nov. 10-Dec. 18, 2013

Regular Season Game Attendance Record
8,408 vs. Kansas City, Feb. 3, 2023
11,231 (outdoor game) vs Kalamazoo, Dec. 26, 2021

Postseason Game Attendance Record
8,600 (8 times) most recent: vs. Trois-Rivières, June 2, 2025

Regular Season Attendance Record
289,399, 2025-26

Playoff Record vs. Current Teams

	Series	W	L	GP	W	L	GF	GA	Last Mtg	Rnd	Result
Atlanta	1	0	1	5	1	4	13	19	2006	CF	L 1-4
Bloomington	1	1	0	6	4	2	24	16	2026	DSF	W 4-2
Cincinnati	5	3	2	25	14	11	76	66	2023	DF	W 4-0
Florida	1	0	1	5	1	4	11	14	2022	Finals	L 1-4
Fort Wayne	6	4	2	36	20	16	102	93	2026	DF	L 2-4
Idaho	1	0	1	5	1	4	9	19	2023	CF	L 1-4
Indy	3	3	0	12	12	0	51	36	2025	DSF	W 4-0
Kalamazoo	2	2	0	11	8	3	44	33	2024	DSF	W 4-0
Kansas City	2	1	1	11	6	5	29	39	2025	CF	W 4-1
Reading	2	0	2	11	4	7	22	30	2016	CQF	L 3-4
South Carolina	1	0	1	7	3	4	24	25	2015	CF	L 3-4
Trois-Rivières	1	0	1	5	1	4	8	16	2025	Finals	L 1-4
Tulsa	1	1	0	7	4	3	24	16	2019	CF	W 4-3
Utah	1	1	0	5	4	1	24	16	2022	CF	W 4-1
Wheeling	7	6	1	33	23	10	119	99	2024	DF	W 4-0

All-Time Playoff Results

Year	Round	Opponent	Result	GF	GA	OT
2026	DF	Fort Wayne	L 2-4	13	19	1-0
	DSF	Bloomington	W 4-2	24	16	0-0
2025	Finals	Trois-Rivières	L 1-4	8	16	0-0
	CF	Kansas City	W 4-1	17	11	0-0
	DF	Fort Wayne	W 4-2	17	18	1-0
	DSF	Indy	W 4-0	20	10	0-0
2024	CF	Kansas City	L 2-4	12	21	0-1
	DF	Wheeling	W 4-0	17	9	2-0
	DSF	Kalamazoo	W 4-0	18	8	1-0
2023	CF	Idaho	L 1-4	9	19	0-0
	DF	Cincinnati	W 4-0	22	7	0-0
	DSF	Indy	W 4-0	17	7	0-0
2022	Finals	Florida	L 1-4	11	14	0-1
	CF	Utah	W 4-1	24	16	1-1
	DF	Wheeling	W 4-0	18	8	0-0
	DSF	Cincinnati	W 4-3	21	16	1-1
2019	Finals	Newfoundland	L 2-4	16	17	0-2
	CF	Tulsa	W 4-3	24	16	0-1
	DF	Cincinnati	W 4-1	15	10	0-0
	DSF	Fort Wayne	W 4-2	22	11	0-1
2018	DF	Fort Wayne	L 2-4	13	20	0-0
	DSF	Indy	W 4-0	14	9	2-0
2017	CF	Colorado	L 1-4	17	21	0-2
	DF	Fort Wayne	W 4-1	15	10	1-0
	DSF	Kalamazoo	W 4-3	26	25	0-0
2016	CQF	Reading	L 3-4	19	22	0-0
2015	CF	South Carolina	L 3-4	24	25	2-2
	DF	Fort Wayne	W 4-3	22	15	0-3
	DSF	Wheeling	W 4-3	18	17	2-0
2013	CQF	Cincinnati	L 2-4	14	19	1-2
2010	CQF	Charlotte	L 1-3	13	16	0-1
2007	DSF	Cincinnati	L 0-3	4	17	0-0
2006	CF	Gwinnett	L 1-4	13	19	0-1
	DF	Wheeling	W 3-2	14	18	0-0
	DSF	Johnstown	W 3-0	12	6	0-0
2005	DSF	Reading	L 1-3	3	8	0-0
2003	DF	Cincinnati	L 1-3	5	10	0-0
	DSF	Lexington	W 3-0	17	2	0-0
2001	CSF	Trenton	L 0-3	4	13	0-1
	CQF	Roanoke	W 3-2	15	13	1-1
1999	CSF	Richmond	L 0-3	7	13	0-0
	CQF	Peoria	W 3-1	17	13	0-0
1998	CSF	Wheeling	L 1-3	8	14	0-1
	CQF	Chesapeake	W 3-0	11	5	1-0
1997	1st	Columbus	L 2-3	12	17	2-1
1996	SF	Jacksonville	L 2-3	15	20	1-0
	2nd	Knoxville	W 3-0	10	6	1-0
	1st	Dayton	W 3-0	14	7	1-0
1995	1st	Nashville	L 1-3	10	12	0-0
1994	Finals	Raleigh	W 4-1	24	17	2-1
	SF	Wheeling	W 3-0	16	5	0-0
	2nd	Columbus	W 3-0	21	9	0-0
	1st	Dayton	W 2-1	14	10	1-0
1993	Finals	Wheeling	W 4-2	28	28	1-0
	SF	Nashville	W 4-2	32	19	0-1
	QF	Erie	W 3-1	16	23	0-0
1992	1st	Louisville	L 1-4	23	16	1-0

2025-26 Regular Season Statistics

PLAYER	Pos	GP	G	A	PTS	+/-	PIM	PP	PPA	SH	SHA	GW	FG	OT	UA	EN	SOG	SOA	Shots	Sh%
Brandon Hawkins	F	69	32	43	75	6	20	14	18	0	0	4	5	1	3	2	0	3	300	11.7
Tanner Dickinson	F	72	23	41	64	24	20	4	13	0	0	6	2	2	2	4	0	3	181	12.7
Riley McCourt	D	70	7	46	53	-8	38	2	30	0	0	4	1	0	0	0	0	0	150	4.7
Tanner Kelly	F	66	25	25	50	13	40	10	4	0	1	3	4	0	1	3	0	0	156	16.0
Mitch Lewandowski	F	50	12	32	44	13	24	1	9	2	0	2	3	0	2	1	1	3	89	13.5
Denis Smirnov	F	54	15	20	35	9	20	8	8	0	0	3	2	0	0	0	2	3	107	14.0
Sam Craggs	F	70	13	19	32	-1	42	6	4	0	1	3	1	0	0	0	0	0	139	9.4
Cam Hausinger	F	14	2	6	8	4	5	0	0	0	0	0	1	0	0	0	0	0	18	11.1
TOTALS		64	15	16	31	-1	68	3	1	0	2	3	4	0	0	0	0	0	99	15.2
Garrett Van Wyhe	F	21	9	6	15	6	2	1	0	0	0	0	2	0	0	1	3	3	56	16.1
TOTALS		54	17	12	29	10	44	2	1	1	1	2	3	0	0	2	3	3	147	11.6
Nick Andrews	D	72	4	22	26	8	23	1	4	1	3	0	2	0	1	0	0	0	86	4.7
Jacob Truscott	D	51	4	19	23	10	12	0	2	0	2	0	2	0	0	0	0	1	66	6.1
Nate Roy	F	62	9	12	21	6	20	0	0	0	0	3	2	0	0	0	0	0	92	9.8
Colin Swoyer	D	46	5	15	20	7	54	0	7	0	0	0	1	0	0	0	0	0	91	5.5
Colby Ambrosio	F	45	11	6	17	-2	18	4	0	0	0	1	4	0	0	0	0	0	78	14.1
Will Hillman	F	46	8	9	17	7	22	0	0	3	5	1	0	0	2	1	0	1	72	11.1
Jordan Ernst	F	41	10	6	16	8	20	0	2	0	0	1	1	0	2	0	0	1	67	14.9
Johnny Waldron	F	30	7	9	16	-10	18	2	3	0	0	1	0	0	0	0	0	1	47	14.9
Dylan Moulton	D	59	5	11	16	9	41	0	0	1	0	1	2	0	0	0	0	0	85	5.9
Conlan Keenan	F	51	6	9	15	-6	14	0	1	0	0	2	0	0	0	1	0	0	60	10.0
Brandon Kruse	F	23	1	14	15	1	12	0	4	0	0	0	0	0	0	0	0	1	22	4.5
Brendon Michaelian	D	36	8	5	13	10	16	0	0	0	0	1	3	0	0	0	0	0	46	17.4
Chad Hillebrand	F	22	7	6	13	7	6	1	1	2	1	3	2	0	1	1	0	0	51	13.7
Jacques Bouquot	F	30	3	9	12	2	0	0	0	0	0	0	0	0	1	0	1	1	31	9.7
Nolan Moyle	F	9	5	5	10	3	4	1	1	3	1	0	0	0	0	0	0	0	21	23.8
Will MacKinnon	D	43	1	7	8	9	43	0	0	0	0	0	0	0	0	0	0	0	51	2.0
Ryland Mosley	F	12	5	2	7	2	0	1	0	0	0	1	2	0	0	0	0	1	23	21.7
Reilly Funk	F	18	3	4	7	1	10	1	0	0	0	1	0	0	0	0	0	0	44	6.8
Jed Pietila	D	31	3	4	7	7	12	0	0	2	0	0	1	0	0	0	0	0	30	10.0
Tanner Palocsik	D	21	1	5	6	8	11	0	0	0	1	0	0	0	0	0	0	0	28	3.6
Darby Llewellyn	F	15	1	3	4	3	18	0	0	1	1	0	1	0	0	0	0	0	7	14.3
Alexandre Doucet	F	3	0	4	4	0	0	0	3	0	0	0	0	0	0	0	0	0	6	0.0
Carson Bantle	F	5	2	1	3	-4	0	2	0	0	0	0	0	0	0	0	0	1	11	18.2
Campbell Cichosz	D	5	1	1	2	-1	0	0	0	0	0	0	0	0	0	0	0	0	6	16.7
Bobby Russell	D	4	0	2	2	1	0	0	0	0	0	0	0	0	0	0	0	0	7	0.0
Kyle Gaffney	F	5	0	2	2	0	0	0	0	0	0	0	0	0	0	0	0	0	2	0.0
Michael Milne	F	5	0	2	2	-1	2	0	0	0	0	0	0	0	0	0	0	0	15	0.0
Matt Jurusik	G	16	0	2	2	0	2	0	1	0	0	0	0	0	0	0	0	0	0	0.0
Nolan Hutcheson	F	8	0	1	1	-2	2	0	0	0	0	0	0	0	0	0	0	0	6	0.0
Tanner Edwards	F	1	0	0	0	0	5	0	0	0	0	0	0	0	0	0	0	0	0	0.0
Jonathan Ziskie	D	1	0	0	0	0	0	0	0	0	0	0	0	0	0	0	0	0	1	0.0
Jack Duff	D	3	0	0	0	3	0	0	0	0	0	0	0	0	0	0	0	0	1	0.0
Darian Pilon	F	4	0	0	0	-1	2	0	0	0	0	0	0	0	0	0	0	0	4	0.0
Liam Soulière	G	4	0	0	0	0	0	0	0	0	0	0	0	0	0	0	0	0	0	0.0
Nolan Lalonde	G	22	0	0	0	0	0	0	0	0	0	0	0	0	0	0	0	0	0	0.0
Carter Gylander	G	34	0	0	0	0	0	0	0	0	0	0	0	0	0	0	0	0	0	0.0
BENCH		72	2				10												2	
TEAM TOTALS		**72**	**253**	**435**	**688**	**151**	**608**	**59**	**115**	**15**	**16**	**41**	**44**	**3**	**15**	**14**	**7**	**25**	**2355**	**10.7**

GOALIE	GP	MINS	W	L	OTL	SL	SO	EN	GA	GAA	SOG	PSOW	SA	SVS	SV%
Liam Soulière	4	189	3	1	0	0	0	0	7	2.22	0	0	70	63	0.900
Matt Jurusik	16	952	9	3	2	2	0	0	36	2.27	4	2	440	404	0.918
Nolan Lalonde	22	1191	11	4	1	2	1	1	51	2.57	2	0	525	474	0.903
Carter Gylander	34	2046	20	9	4	1	2	3	95	2.78	1	0	961	866	0.901
Empty Net		26							4				4		
TEAM TOTALS	**72**	**4378**	**43**	**17**	**7**	**5**	**3**	**4**	**193**	**2.63**	**7**	**2**	**2000**	**1807**	**0.904**

2026 Kelly Cup Playoffs Statistics

PLAYER	Pos	GP	G	A	PTS	+/-	PIM	PP	PPA	SH	SHA	GW	FG	OT	UA	EN	Shots	Sh%
Brandon Hawkins	F	12	3	8	11	4	8	1	2	0	0	0	2	0	1	1	39	7.7
Michael Milne	F	12	4	5	9	0	2	1	2	0	0	1	0	0	0	1	45	8.9
Mitch Lewandowski	F	12	1	8	9	1	8	0	2	0	0	0	0	0	0	0	13	7.7
Nick Andrews	D	12	2	5	7	2	10	0	0	0	0	1	0	0	0	0	16	12.5
Riley McCourt	D	12	0	7	7	3	10	0	4	0	0	0	0	0	0	0	21	0.0
Sam Craggs	F	12	2	4	6	3	14	0	0	0	0	1	0	0	0	0	29	6.9
Tanner Dickinson	F	12	2	4	6	2	0	0	1	0	0	0	0	0	0	0	24	8.3
Carson Bantle	F	10	3	2	5	-3	14	1	1	0	0	0	0	0	0	1	32	9.4
Kyle Gaffney	F	12	3	2	5	3	0	0	0	0	0	1	1	0	0	0	18	16.7
Cam Hausinger	F	12	2	3	5	-3	21	0	0	0	0	0	1	0	1	0	18	11.1
Garrett Van Wyhe	F	12	2	3	5	1	0	1	0	0	0	0	0	0	0	0	33	6.1
Reilly Funk	F	12	4	0	4	-2	11	0	0	0	0	1	1	1	0	0	29	13.8
Dylan Moulton	D	12	2	2	4	3	6	0	0	0	0	0	1	0	0	0	24	8.3
Will MacKinnon	D	12	1	3	4	-2	7	0	0	0	0	0	0	0	0	0	11	9.1
Tanner Kelly	F	8	3	0	3	1	15	2	0	0	0	0	1	0	0	0	18	16.7
Brandon Kruse	F	11	2	1	3	3	4	1	0	0	0	0	1	0	0	0	14	14.3
Jacob Truscott	D	12	1	2	3	3	10	0	0	0	0	1	0	0	0	0	14	7.1
Colin Swoyer	D	12	0	3	3	-1	10	0	1	0	0	0	0	0	0	0	26	0.0
Nate Roy	F	5	0	1	1	-1	0	0	0	0	0	0	0	0	0	0	6	0.0
Carter Gylander	G	10	0	1	1	0	2	0	0	0	0	0	0	0	0	0	0	0.0
Brendon Michaelian	D	1	0	0	0	0	0	0	0	0	0	0	0	0	0	0	1	0.0
Johnny Waldron	F	1	0	0	0	2	0	0	0	0	0	0	0	0	0	0	0	0.0
Matt Jurusik	G	2	0	0	0	0	0	0	0	0	0	0	0	0	0	0	0	0.0
BENCH		12	0				2										0	
TEAM TOTALS		**12**	**37**	**64**	**101**	**19**	**154**	**7**	**13**	**0**	**0**	**6**	**8**	**1**	**2**	**3**	**431**	**8.6**

GOALIE	GP	MINS	W	L	SO	EN	GA	GAA	SA	SVS	SV%
Matt Jurusik	2	116	0	2	0	1	5	2.59	45	40	0.889
Carter Gylander	10	600	6	4	0	1	28	2.80	276	248	0.899
Empty Net		9					2		2		
TEAM TOTALS	**12**	**716**	**6**	**6**	**0**	**2**	**35**	**2.90**	**323**	**288**	**0.892**

Pat Mikesch
Head Coach

Pat Mikesch was named the fourth head coach in Toledo Walleye history on July 13, 2023, taking over for Dan Watson, who was named head coach of Toledo's American Hockey League affiliate, the Grand Rapids Griffins. In 2024-25, Mikesch led the Walleye to the Kelly Cup Finals for the third time in five postseasons and the Conference Finals for the fifth consecutive postseason. Mikesch previously was head coach and general manager of the United States Hockey League's Green Bay Gamblers from 2014-22, compiling an overall record of 214-200-48. From 2011-14, he was Green Bay's assistant coach under the direction of head coach Derek Lalonde, who went on to serve as the Walleye's head coach from 2014-16. While at Green Bay, he coached and assisted in the development of nearly 30 players who were drafted by the NHL, including Casey Mittelstadt, Nick Schmaltz, Jordan Schmaltz, Andrew Peeke, Andy Welinski, Mason Lohrei, and Gustav Olofsson. Prior to joining Green Bay, Mikesch was an assistant coach at his alma mater, Michigan Tech University, from 2004-11. The 53-year-old had a nine-year professional playing career, which included two stints in the ECHL. He had five goals in four games with the Louisville RiverFrogs in 1995-96 and posted 60 points (23g-37a) in 45 games with the Florida Everblades in 1998-99. He also skated for Kentucky and New Haven in the American Hockey League and Orlando in the International Hockey League, in addition to seeing time in leagues in Germany. During his collegiate career at Michigan Tech, Mikesch recorded 169 points (57g-112a) in 153 games from 1992-96.

Coaching Record

		Regular Season				Playoffs		
Season	**Team**	**Games**	**W**	**L**	**T**	**Games**	**W**	**L**
2014-15	Green Bay (USHL)	60	18	34	8	--	--	--
2015-16	Green Bay (USHL)	60	37	16	7	4	1	3
2016-17	Green Bay (USHL)	60	34	22	4	--	--	--
2017-18	Green Bay (USHL)	60	30	24	6	2	0	2
2018-19	Green Bay (USHL)	61	18	34	9	--	--	--
2019-20	Green Bay (USHL)	48	24	19	5	--	--	--
2020-21	Green Bay (USHL)	51	30	17	4	2	0	2
2021-22	Green Bay (USHL)	62	23	34	5	--	--	--
2023-24	**Toledo Walleye (ECHL)**	**71**	**48**	**14**	**9**	**14**	**10**	**4**
2024-25	**Toledo Walleye (ECHL)**	**72**	**44**	**17**	**11**	**20**	**13**	**7**
2025-26	**Toledo Walleye (ECHL)**	**72**	**43**	**17**	**12**	**12**	**6**	**6**
	ECHL Totals	**215**	**135**	**48**	**32**	**46**	**29**	**17**

Coaching History

Year	**Coach**	**STD**	**W**	**L**	**T**	**PTS**	**Playoffs**
2025-26	Pat Mikesch	2-C	43	17	12	98	Lost Division Finals
2024-25	Pat Mikesch	1-C	44	11	17	99	Lost Kelly Cup Finals
2023-24	Pat Mikesch	1-C	48	14	9	105	Lost Conference Finals
2022-23	Dan Watson	2-C	45	19	8	98	Lost Conference Finals
2021-22	Dan Watson	1-C	49	19	4	102	Lost Kelly Cup Finals
2019-20	Dan Watson	2-C	37	17	5	79	No Playoffs due to COVID-19
2018-19	Dan Watson	2-C	40	23	9	89	Lost Kelly Cup Finals
2017-18	Dan Watson	1-C	50	17	5	105	Lost Division Finals
2016-17	Dan Watson	1-C	51	17	4	106	Lost Conference Finals
2015-16	Derek Lalonde	1-N	47	20	5	99	Lost Conference Quarterfinals
2014-15	Derek Lalonde	1-N	50	15	7	107	Lost Conference Finals
2013-14	Dan Watson	5-N	5	13	3	13	Out of Playoffs
	Nick Vitucci		16	31	4	36	
2012-13	Nick Vitucci	2-N	37	26	9	83	Lost Conference Quarterfinals
2011-12	Nick Vitucci	4-N	28	38	6	62	Out of Playoffs
2010-11	Nick Vitucci	4-N	33	33	6	72	Out of Playoffs
2009-10	Nick Vitucci	3-N	35	30	7	77	Lost Conference Quarterfinals
2006-07	Nick Vitucci	2-N	39	30	3	81	Lost Division Semifinals
2005-06	Nick Vitucci	1-N	46	21	5	97	Lost Conference Finals
2004-05	Nick Vitucci	4-N	41	26	5	87	Lost Division Semifinals
2003-04	Nick Vitucci	8-N	14	27	8	36	Out of Playoffs
	Steve Harrison		9	11	3	21	
2002-03	Claude Noel	1-NW	47	15	10	104	Lost Conference Semifinals
2001-02	Dennis Holland	6-NW	28	34	10	66	Out of Playoffs
2000-01	Dennis Holland	3-NW	37	27	8	82	Lost Conference Semifinals
1999-00	Todd Gordon	6-NW	22	41	7	51	Out of Playoffs
1998-99	Murray Eaves	3-NW	39	26	5	83	Lost Conference Semifinals
1997-98	Greg Puhalski	2-NW	41	21	8	90	Lost Conference Semifinals
1996-97	Greg Puhalski	5-N	32	28	10	74	Lost First Round
1995-96	Greg Puhalski	1-N	48	14	8	104	Lost Semifinals
1994-95	Greg Puhalski	3-N	41	22	5	87	Lost First Round
1993-94	Chris McSorley	1-N	44	20	4	92	Won Riley Cup
1992-93	Chris McSorley	1-W	36	17	11	83	Won Riley Cup
1991-92	Chris McSorley	1-W	46	15	3	95	Lost First Round

2026-27 Schedule

Sat.	Oct. 17	at Fort Wayne	Fri.	Dec. 18	at Bloomington	**Sat.**	**Feb. 13**	**Kalamazoo**
Fri.	Oct. 23	at Indy	**Sat.**	**Dec. 19**	**Bloomington**	Wed.	Feb. 17	at Cincinnati
Sat.	Oct. 24	at Wheeling	**Sun.**	**Dec. 20**	**Bloomington**	Fri.	Feb. 19	at Bloomington
Fri.	Oct. 30	at Kalamazoo	**Sun.**	**Dec. 27**	**Indy**	Sat.	Feb. 20	at Bloomington
Sat.	Oct. 31	at Fort Wayne	**Tue.**	**Dec. 29**	**Bloomington**	**Fri.**	**Feb. 26**	**Fort Wayne**
Wed.	Nov. 4	at Kalamazoo	Thu.	Dec. 31	at Kalamazoo	**Sat.**	**Feb. 27**	**Fort Wayne**
Fri.	Nov. 6	at Kalamazoo	**Fri.**	**Jan. 1**	**Kalamazoo**	**Sun.**	**Feb. 28**	**Greenville**
Sat.	**Nov. 7**	**Fort Wayne**	Sat.	Jan. 2	at Indy	**Fri.**	**Mar. 5**	**Jacksonville**
Fri.	Nov. 13	at Wheeling	Fri.	Jan. 8	at Wheeling	**Sat.**	**Mar. 6**	**Jacksonville**
Sat.	Nov. 14	at Fort Wayne	**Sat.**	**Jan. 9**	**Wheeling**	**Sun.**	**Mar. 7**	**Jacksonville**
Sun	Nov. 15	at Indy	Sun.	Jan. 10	at Fort Wayne	**Fri.**	**Mar. 12**	**Cincinnati**
Wed.	**Nov. 18**	**Rapid City**	Fri.	Jan. 15	at Kansas City	**Sat.**	**Mar. 13**	**Cincinnati**
Fri.	**Nov. 20**	**Rapid City**	Sat.	Jan. 16	at Kansas City	**Sun.**	**Mar. 14**	**Kalamazoo**
Sat.	**Nov. 21**	**Rapid City**	**Fri.**	**Jan. 22**	**Cincinnati**	Wed	Mar. 17	at Cincinnati
Wed.	Nov. 25	at Kalamazoo	**Sat.**	**Jan. 23**	**Cincinnati**	Fri.	Mar. 19	at Bloomington
Fri.	**Nov. 27**	**Wheeling**	**Sun.**	**Jan. 24**	**Kalamazoo**	Sat.	Mar. 20	at Indy
Sat.	Nov. 28	at Fort Wayne	**Fri.**	**Jan 29**	**Indy**	Wed.	Mar. 24	at Cincinnati
Sun.	**Nov. 29**	**Fort Wayne**	Sat.	Jan. 30	at Indy	**Fri.**	**Mar. 27**	**Atlanta**
Wed.	**Dec. 2**	**Fort Wayne**	Sun.	Jan. 31	at Kalamazoo	**Sat.**	**Mar. 28**	**Atlanta**
Sat.	**Dec. 5**	**Fort Wayne**	Fri.	Feb. 5	at Kalamazoo	Fri.	Apr. 2	at Wheeling
Sun.	Dec. 6	at Indy	**Sat.**	**Feb. 6**	**Bloomington**	**Sat.**	**Apr. 3**	**Wheeling**
Fri.	Dec. 11	at Tahoe	**Sun.**	**Feb. 7**	**Bloomington**	**Fri.**	**Apr. 9**	**Kalamazoo**
Sat.	Dec. 12	at Tahoe	Wed.	Feb. 10	at Bloomington	Sat.	Apr. 10	at Fort Wayne
Sun.	Dec. 13	at Tahoe	**Fri.**	**Feb. 12**	**Cincinnati**	**Sun.**	**Apr. 11**	**Wheeling**

2025-26 Results

Oct. 18	at Indy	4-1	**Jan. 9**	**Iowa**	**1-2**	Mar. 14	at South Carolina	4-3#
Oct. 24	at Bloomington	2-4	**Jan. 10**	**Fort Wayne**	**2-3**	Mar. 16	at Savannah	5-4
Oct. 25	at Bloomington	6-2	Jan. 11	at Fort Wayne	3-1	**Mar. 20**	**Tahoe**	**4-3**
Nov. 1	**Indy**	**6-2**	Jan.16	at Iowa	4-3	**Mar. 21**	**Tahoe**	**1-4**
Nov. 7	at Kalamazoo	4-5	Jan. 17	at Iowa	2-3#	**Mar. 22**	**Tahoe**	**3-4***
Nov. 8	**Kalamazoo**	**5-2**	Jan. 18	at Bloomington	0-3	**Mar. 27**	**Indy**	**2-3#**
Nov. 9	**Iowa**	**1-2**	**Jan. 23**	**Kalamazoo**	**2-1**	**Mar. 28**	**Bloomington**	**3-4***
Nov. 12	**Cincinnati**	**3-2**	Jan. 24	at Kalamazoo	1-2*	**Mar. 29**	**Bloomington**	**4-3**
Nov. 14	at Cincinnati	5-2	**Jan. 25**	**Cincinnai**	**3-2**	Apr. 1	at Indy	5-4*
Nov. 15	**Fort Wayne**	**2-1**	Jan. 30	at Kalamazoo	5-1	Apr. 3	at Kalamazoo	6-2
Nov. 18	at Cincinnati	4-5*	**Jan. 31**	**Kalamazoo**	**2-3**	**Apr. 4**	**Wheeling**	**2-4**
Nov. 21	**Wichita**	**4-1**	Feb. 1	at Cincinnati	6-3	**Apr. 10**	**Cincinnati**	**3-4***
Nov. 22	**Wichita**	**3-4#**	**Feb. 6**	**Cincinnati**	**3-5**	Apr. 11	at Cincinnati	5-4#
Nov. 26	at Cincinnati	3-2*	Feb. 7	at Fort Wayne	5-4	Apr. 12	at Fort Wayne	4-5
Nov. 28	**Wheeling**	**2-5**	Feb. 13	at Cincinnai	3-2	Apr. 16	at Fort Wayne	4-1
Nov. 29	at Indy	2-3#	**Feb. 14**	**Cincinnai**	**3-4**	**Apr. 17**	**Wheeling**	**5-2**
Nov. 30	at Fort Wayne	1-5	**Feb. 15**	**Fort Wayne**	**3-4***	**+ Apr. 23**	**Bloomington**	**4-1**
Dec. 3	**Bloomington**	**3-4***	Feb. 20	at Trois-Rivières	3-6	**+Apr. 25**	**Bloomington**	**4-3**
Dec. 6	**Fort Wayne**	**5-4***	Feb. 21	at Trois-Rivières	4-1	+Apr. 27	at Bloomington	6-3
Dec. 7	**Indy**	**3-2**	Feb. 22	at Trois-Rivières	3-4#	+Apr. 29	at Bloomington	3-5
Dec. 12	at Iowa	4-2	Feb. 25	at Cincinnati	0-4	+Apr. 30	at Bloomington	1-2
Dec. 13	at Iowa	4-1	**Feb. 27**	**Bloomington**	**4-2**	**+May 3**	**Bloomington**	**6-2**
Dec. 19	**Iowa**	**5-2**	**Feb. 28**	**Bloomington**	**5-0**	+May 10	at Fort Wayne	1-4
Dec. 20	**Iowa**	**8-2**	**Mar. 1**	**Iowa**	**3-0**	**+May 12**	**Fort Wayne**	**0-3**
Dec. 31	at Kalamazoo	5-3	**Mar. 6**	**Cincinnati**	**3-2**	+May 14	at Fort Wayne	2-4
Jan. 2	at Cincinnati	4-0	**Mar. 8**	**Wichita**	**5-1**	**+May 15**	**Fort Wayne**	**3-2***
Jan. 3	at Cincinnati	7-1	Mar. 12	at Savannah	5-3	**+May 16**	**Fort Wayne**	**4-1**
Jan. 4	**Bloomington**	**4-1**	Mar. 13	at South Carolina	1-5	+May 19	at Fort Wayne	3-5

* - Overtime # - Shootout + - Kelly Cup Playoffs

Neil Neukam
Executive Vice President/General Manager

Neil Neukam is the EVP/general manager of the Toledo Walleye and is also in his 34th season with the Toledo Mud Hens Baseball Club, where he spent 17 seasons as Assistant General Manager focusing on Corporate Partnerships. Previously, Neukam worked for the Toledo Storm Hockey Club during their 1991 inaugural season and also Raceway Park, Toledo's former harness racing facility. Neukam received his Bachelor of Science degree in Interdisciplinary Studies from the University of Toledo in 1993. He has volunteered on committees in the past to include the Mid-American Conference basketball tournament, Junior Achievement, CitiFest, YMCA, The Epilepsy Center of NW Ohio, The Arthritis Foundation of NW Ohio, The Advertising Club of Toledo, Junior Achievement, Ohio D.E.C.A. judge, Davis College Advisory Committee Member & Member of the Sport & Recreation Academic Advisory Council at Tiffin University. Originally from Fort Wayne, Ind., Neukam currently resides in South Toledo with his partner Jen.

406 Washington Street, Toledo, OH 43604

Office . . . . . .(419) 725-9255
Arena . . . . . .Huntington Center
Radio Station . . . . . .1230-AM WCWA
Team Colors . . . . . .Blue, Gold, White
Email . . . . . .info@toledowalleye.com
Capacity 7,431
Broadcaster . . . . . .Matt Melzak

Team Directory

President/CEO . . . . . .Joseph D. Napoli
Executive Vice President & General Manager, Toledo Walleye . . . . . .Neil Neukam
Executive Vice President & General Manager, Toledo Mud Hens . . . . . .Erik Ibsen
Head Coach . . . . . .Pat Mikesch
Associate Head Coach . . . . . .Brent Bain
Assistant Coach . . . . . .Chaz Reddekopp
Equipment Manager . . . . . .Adam Wozniak
Athletic Trainer . . . . . .Brad Fredrick
Chief Financial Officer . . . . . .Brian Leverenz
Assistant Controller . . . . . .Tom Mitchell
Office Manager/Executive Assistant to VP GMs . . . . . .Pam Miranda
Executive Assistant to President/CEO . . . . . .Beth Loy
Vice President of Merchandising and Licensing . . . . . .Craig Katz
Manager of Retail . . . . . .Mitch Loome
Fanwear Retail Event Manager . . . . . .Annie Hunter
Vice President of Broadcast & Media . . . . . .Jason Lockhart
Video and Digital Production Manager . . . . . .Cory Marshall
Media Relations Coordinator . . . . . .Brady Boehm
Team Reporter & Host . . . . . .Hannah Russo
Manager of AV & Broadcast . . . . . .Jonathan Burkhart
Media Production Coordinator . . . . . .Paige Lakovic
Creative Services Director . . . . . .Dan Royer
Vice President of Marketing . . . . . .Michael Jacob
Director of Storytelling, Production & Omnichannel . . . . . .Kate Langenderfer
Digital Marketing Manager . . . . . .Amanda Sorkin
Social Media Specialist . . . . . .Emily Timmer-Sisler
Director of Events and Fan Entertainment . . . . . .Troy Hammersmith
Manager of Events and Fan Entertainment . . . . . .Ashley Crooks
Manager of Game Day Operations & Fanatical Experience . . . . . .Aaron Jones
Game and Event Operations Coordinator . . . . . .Josh Schoonover
Manager of Theme Nights & Promotions . . . . . .Taylor Vandenbroek
Game Presentation Coordinator . . . . . .Nate Permar
Youth Sports Coordinator . . . . . .LT Smith
Fan Entertainment Coordinator . . . . . .Elizabeth Hoffman
Community & Mascot Engagement Coordinator . . . . . .Ethan Achten
Vice President of Corporate Partnerships . . . . . .Ed Sintic
Partnership Development Manager . . . . . .Thomas Townley
Corporate Partnership Coordinators . . . . . .Heather Browning and Cassidy Sutton
Vice President of Fan & Business Intelligence . . . . . .Brian Perkins
Directors of Ticket Sales . . . . . .Adam Haman and Rita Rygalski
Manager of Ticket Operations & Fan Services . . . . . .Jessica MacFarlane
Assistant Manager, Ticket Operations & Fan Services . . . . . .Laney Van Cleef
Ticket Operations Coordinator . . . . . .Will Hefliunger
Game Plan & Group Sales Consultants . . . . . .Ryan Ashley, Owen Bailey, Alex Burton, Tony Garavaglia, Nik Pruss, Maddie Raab, Austin Rickard, McCarty Simmons, Nick Turchiano, Hunter Ward
Ticket Sales & Service Coordinator . . . . . .Mike Murphy, Shane Pitzen
Teams Travel Coordinator and Administrative Assistant . . . . . .Chelsea Zmudzinski

Trenton Ironhawks

NHL Affiliate: New York Islanders **AHL Affiliate:** Hamilton Hammers

Year-by-Year Record

		Home					Away					Overall							
Season	**GP**	**W**	**L**	**T**	**OT**	**SO**	**W**	**L**	**T**	**OT**	**SO**	**W**	**L**	**T**	**OT**	**SO**	**GF**	**GA**	**PTS**
2025-26	72	13	17	6	2-6	0-0	17	15	4	2-3	0-1	30	32	10	4-9	0-1	257	255	70
2024-25	72	13	18	5	2-4	1-1	12	21	3	2-2	1-1	25	39	8	4-6	2-2	226	292	58
2023-24	72	21	12	3	2-3	0-0	10	24	2	4-2	0-0	31	36	5	6-5	0-0	227	264	67
2022-23	72	19	17	0	0-0	1-0	16	16	4	3-4	1-0	35	33	4	3-4	2-0	230	259	74
2021-22	72	23	10	0	1-0	0-0	19	14	3	5-2	1-1	42	27	3	6-2	1-1	240	225	87
2020-21	72	21	9	6	3-3	0-3	14	17	5	1-2	3-3	35	26	11	405	3-6	207	219	81
2019-20	62	18	7	4	4-2	4-2	16	10	7	0-5	0-2	34	17	11	4-7	4-4	207	164	79
2018-19	72	22	12	2	4-1	0-1	15	14	7	1-3	2-4	37	26	9	5-4	2-5	232	218	83
2017-18	72	14	15	7	2-3	2-4	14	14	8	3-6	0-2	28	29	15	5-9	2-6	230	256	71
2016-17	72	18	13	5	4-3	2-2	18	16	2	3-2	1-0	36	29	7	7-5	3-2	225	240	79
2015-16	72	23	9	4	4-1	0-3	16	18	2	2-2	2-0	39	27	6	5-3	2-3	223	206	84
2014-15	72	21	12	3	2-1	2-2	16	15	5	2-4	3-1	37	27	8	4-5	5-3	213	219	82
2013-14	71	23	6	7	2-2	2-5	15	18	2	1-1	5-1	38	24	9	3-3	7-6	187	173	85
2012-13	72	16	15	5	1-3	5-2	13	15	8	2-1	1-7	29	30	13	3-4	6-9	217	277	71
2011-12	72	19	13	4	1-0	4-4	14	20	2	0-0	3-2	33	33	6	1-0	7-6	183	223	72
2010-11	72	14	18	4	2-3	1-1	19	14	3	3-1	2-2	33	32	7	5-4	3-3	189	227	73
2009-10	72	20	12	4	2-3	2-1	14	17	5	0-1	3-4	34	29	9	2-4	5-5	260	253	77
2008-09	72	15	12	9	0-5	1-4	13	16	7	1-1	2-6	28	28	16	1-6	3-10	220	246	72
2007-08	72	15	15	6	2-2	2-4	17	15	4	4-0	2-4	32	30	10	6-2	4-8	239	259	74
2006-07	72	13	17	6	1-3	2-3	9	25	2	0-1	1-1	22	42	8	1-4	3-4	184	294	52
2005-06	72	21	13	2	2-1	1-1	15	17	4	2-4	0-0	36	30	6	4-5	1-1	235	236	78
2002-03*	72	23	10	3	2-1	6-2	11	21	4	0-3	5-1	34	31	7	2-4	11-3	188	212	75
2001-02#	72	17	15	4	1-1	5-3	12	16	8	1-4	2-4	29	31	12	2-5	7-7	194	228	70
2000-01$	72	22	10	4	1-2	0-2	16	17	3	1-1	1-2	38	27	7	2-3	1-4	248	219	83
1999-00$	70	18	14	3	---	4-3	13	19	3	---	1-3	31	33	6	---	5-6	256	261	68
1998-99$	70	14	15	6	---	5-6	13	19	3	---	4-3	27	34	9	---	9-9	212	250	63
1997-98$	70	17	18	0	---	8-0	7	26	2	---	2-2	24	44	2	---	10-2	210	320	50
1996-97$	70	26	6	3	---	7-3	13	17	5	---	5-5	39	23	8	---	12-8	263	236	86
1995-96$	70	26	7	2	---	7-2	16	15	4	---	2-4	42	22	6	---	9-6	283	260	90
1994-95$	68	16	12	6	0-3	0-3	21	12	1	3-0	1-1	36	25	7	3-3	1-4	268	227	79
1993-94&	68	11	18	5	1-3	0-2	9	21	4	0-4	1-0	20	39	9	1-7	1-2	241	315	49
1992-93@	64	12	20	0	2-0	1-0	2	29	1	1-1	0-0	14	49	1	3-1	1-0	229	393	29
1991-92@	64	15	14	3	1-2	0-1	6	22	4	1-1	0-3	21	36	7	2-3	0-4	236	313	49
1990-91@	64	16	10	6	1-2	4-4	9	22	1	1-0	1-1	26	31	7	2-2	5-5	218	295	59
1989-90 ^	60	19	9	2	2-0	0-2	17	9	4	0-1	1-3	36	18	6	2-1	1-5	312	257	82
1988-89 ^	60	11	14	5	1-3	1-2	11	16	3	2-1	1-2	22	30	8	3-4	2-4	266	298	52

\+ - Utah Grizzlies (2005-26) * - Lexington Men O' War (2002-03) # - Macon Whoopee (2001-02)
$ - Tallahassee Tiger Sharks (1994-2001) & - Huntsville Blast (1993-94) @ - Roanoke Valley Rebels/Rampage (1992-1990)
^ - Virginia Lancers (1988-1990)
T - Includes Overtime and Shootout Losses (Games tied at end of regulation went directly to shootout from 1995-2000)

Year-by-Year Results

Season	**Finished**	**Result**	**Season**	**Finished**	**Result**
2026	5th, Mountain	Out of Playoffs	2007	5th, West	Out of Playoffs
2025	7th, Mountain	Out of Playoffs	2006	4th, West	Lost Division Semifinals
2024	5th, Mountain	Out of Playoffs	2003	4th, Northwest	Lost Division Semifinals
2023	4th, Mountain	Lost Division Semifinals	2002	7th, Southeast	Out of Playoffs
2022	1st, Mountain	Lost Conference Finals	2001	3rd, Southeast	Out of Playoffs
2021	4th, Western	Lost Conference Semifinals	2000	6th, Southeast	Out of Playoffs
2020	3rd, Mountain	No Playoffs due to COVID-19	1999	7th, Southeast	Out of Playoffs
2019	3rd, Mountain	Lost Division Semifinals	1998	6th, Southeast	Out of Playoffs
2018	6th, Mountain	Out of Playoffs	1997	1st, South	Lost First Round
2017	4th, Mountain	Lost Division Semifinals	1996	3rd, South	Lost Semifinals
2016	3rd, West	Lost Conference Semifinals	1995	2nd, South	Lost Semifinals
2015	4th, Pacific	Lost Division Finals	1994	4th, West	Lost First Round
2014	2nd, Mountain	Lost Conference Quarterfinals	1993	7th, East	Out of Playoffs
2013	4th, Mountain	Lost Conference Quarterfinals	1992	6th, East	Lost First Round
2012	3rd, Mountain	Lost Conference Quarterfinals	1991	5th, East	Out of Playoffs
2011	3rd, Mountain	Lost Conference Semifinals	1990	3rd	Lost Quarterfinals
2010	3rd, West	Lost Conference Semifinals	1989	5th	Out of Playoffs
2009	4th, West	Lost Division Semifinals			
2008	4th, West	Lost Conference Finals			

All-Time Record vs. Other Clubs

Team	**W-L-T**	**Team**	**W-L-T**	**Team**	**W-L-T**	**Team**	**W-L-T**
Adirondack	0-0-0	Greenville	0-0-0	Norfolk	0-0-0	Trois-Rivieres	0-0-0
Allen	0-0-0	Idaho	0-0-0	Orlando	0-0-0	Tulsa	0-0-0
Atlanta	0-0-0	Indy	0-0-0	Rapid City	0-0-0	Wheeling	0-0-0
Bloomington	0-0-0	Jacksonville	0-0-0	Reading	0-0-0	Wichita	0-0-0
Cincinnati	0-0-0	Kalamazoo	0-0-0	Savannah	0-0-0	Worcester	0-0-0
Florida	0-0-0	Kansas City	0-0-0	South Carolina	0-0-0		
Fort Wayne	0-0-0	Maine	0-0-0	Tahoe	0-0-0		
Greensboro	0-0-0	New Mexico	0-0-0	Toledo	0-0-0		

Web - TrentonIronhawks.com

Club Records

Players

Most Points, Season	103	Ryan Kinasewich, 2009-10
Most Points, Game	7	Tim McGauley at Wichita, Dec. 17, 2019
Most Goals, Season	50	Mark Woolf, 1991-92
Most Goals, Game	5	Ken House vs. Columbus, Jan.7, 1994
Most Assists, Season	65	Scott Burfoot, 1993-94
Most Assists, Game	6	Andrew Nielsen at Kansas City, Nov. 5, 2022
		Tim McGauley at Wichita, Dec. 17, 2019
Most PIM, Season	358	Louis Bedard, 1996-97
Most PIM, Game	58	Kevin Malgunas vs. Louisiana, Dec. 3, 1996

Goaltenders

Most Appearances	59	Rob McVicar, 2006-07
		Mark Richards, 1994-95
Most Minutes	3,369	Mark Richards, 1994-95
Most Wins	31	Mark Richards, 1994-95
Most Losses	28	Rob McVicar, 2006-07
Most OT/SO Losses	7	Rob McVicar, 2006-07
		Chris Madden, 2001-02
		Mark Richards, 1994-95
Most Shots	1,978	Rob McVicar, 2006-07
Most Saves	1,773	Rob McVicar, 2006-07
Most Shutouts	7	Trent Miner, 2021-22
Lowest GAA	2.04	Igor Bobkov, 2013-14
Best Save Percentage	.921	Igor Bobkov, 2013-14

Team

Most Points	90	1995-96
Fewest Points	29	1992-93
Most Wins	42	1995-96
Fewest Wins	14	1992-93
Most Losses	49	1992-93
Fewest Losses	18	1989-90
Most Goals Scored	283	1995-96
Fewest Goals Against	173	2013-14
Most Penalty Minutes	2,053	1991-92

Longest Winning Streak

Overall	9	Oct. 29-Nov. 25, 2005
Home	13	Oct. 18-Dec. 7, 1997
Road	8	Jan. 29-Feb. 29, 2008

Longest Winless Streak

Overall	13	Feb. 16-Mar. 20, 2002
Home	10	Mar. 3-31, 2007
Road	10	Nov. 14-Dec. 28, 1997
		Feb. 16-Mar. 19, 2002
		Dec. 7, 2011-Jan. 27, 2012

Regular Season Game Attendance Record
10,700 vs. Bakersfield, Apr. 1, 2011
Postseason Game Attendance Record
6,663 vs. Toledo, May 28, 2022
Regular Season Attendance Record
203,990, 2017-18

Playoff Record vs. Current Teams

	Series	W	L	GP	W	L	GF	GA	Last Mtg	Rnd	Result
Allen	2	0	2	8	1	7	16	29	2021	CSF	L 0-3
Fort Wayne	1	0	1	4	0	4	11	19	2016	CSF	L 0-4
Idaho	4	1	3	21	7	14	61	65	2023	DSF	L 2-4
Rapid City	1	1	0	6	4	2	26	17	2022	DF	W 4-2
Toledo	1	0	1	5	1	4	16	24	2022	CF	L 1-4
Tulsa	1	1	0	7	4	3	25	20	2022	DSF	W 4-3

All-Time Playoff Results

Year	Round	Opponent	Result	GF	GA	OT	Year	Round	Opponent	Result	GF	GA	OT
2023	DSF	Idaho	L 2-4	17	17	0-4	2009	DSF	Alaska	L 1-4	7	16	1-0
2022	CF	Toledo	L 1-4	16	24	1-1	2008	CF	Las Vegas	L 0-4	9	17	0-2
	DF	Rapid City	W 4-2	26	17	0-1		CSF	Victoria	W 4-1	24	14	0-0
	DSF	Tulsa	W 4-3	25	20	0-0		CQF	Fresno	W 4-2	16	15	2-0
2021	CSF	Allen	L 0-3	6	11	0-1	2006	DSF	Alaska	L 0-4	5	17	0-0
2019	DSF	Idaho	L 1-4	16	14	0-4	2003	QF	Toledo	L 0-3	2	17	0-0
2017	DSF	Allen	L 1-4	10	18	0-0	1997	1st	Pensacola	L 0-3	5	12	0-1
2016	CSF	Fort Wayne	L 0-4	11	19	0-0	1996	SF	Charlotte	L 1-3	8	9	0-0
	CQF	Colorado	W 4-2	26	18	0-1		2nd	Wheeling	W 3-1	14	10	1-0
2015	DF	Ontario	L 1-4	10	19	0-1		1st	Raleigh	W 3-1	10	13	1-0
	DSF	Idaho	W 4-2	21	12	0-2	1995	SF	Richmond	L 2-3	13	19	0-0
2014	CQF	Bakersfield	L 1-4	7	14	0-2		2nd	Birmingham	W 3-1	17	15	0-1
2013	CQF	Ontario	L 0-4	6	16	0-2		1st	Hampton Roads	W 3-1	12	10	1-0
2012	CQF	Las Vegas	L 0-3	4	9	0-0	1994	1st	Birmingham	L 1-2	10	20	0-0
2011	CSF	Victoria	L 0-4	7	13	0-2	1992	1st	Greensboro	L 3-4	18	28	1-0
	CQF	Stockton	W 3-1	16	7	0-1	1990	1st	Greensboro	L 1-3	11	14	1-0
2010	CSF	Idaho	L 0-4	7	21	0-0							
	CQF	Las Vegas	W 3-2	20	16	0-0							

2025-26 Regular Season Statistics

PLAYER	Pos	GP	G	A	PTS	+/-	PIM	PP	PPA	SH	SHA	GW	FG	OT	UA	EN	SOG	SOA	Shots	Sh%
Danny Dzhaniyev	F	72	24	49	73	-10	22	2	22	0	0	2	3	0	3	2	0	1	291	8.2
Reed Lebster	F	72	31	31	62	-6	37	6	9	2	0	6	1	0	2	3	0	2	239	13.0
Evan Friesen	F	72	27	19	46	-14	6	7	4	1	0	1	3	0	0	1	0	1	157	17.2
Aiden Hansen-Bukata	D	64	6	40	46	-14	22	2	19	1	1	2	2	0	1	0	0	1	97	6.2
Tyler Gratton	F	53	16	21	37	-18	41	10	7	0	0	2	3	1	1	1	0	1	138	11.6
Luke Manning	F	53	11	19	30	7	25	2	3	0	1	1	2	0	0	0	0	1	116	9.5
Reilly Connors	F	43	18	11	29	-7	29	2	3	0	0	2	3	0	3	0	0	1	122	14.8
John Gelatt	F	72	14	11	25	-12	12	1	1	1	0	2	0	0	2	1	0	1	131	10.7
Stepan Timofeyev	F	35	7	17	24	6	33	3	3	0	0	1	1	0	0	0	0	0	86	8.1
TOTALS		38	8	17	25	4	33	3	3	0	0	1	1	0	0	0	0	0	93	8.6
Luc Salem	D	69	3	21	24	4	35	1	3	0	0	0	0	0	0	0	0	1	90	3.3
Neil Shea	F	31	8	15	23	1	12	4	3	0	0	0	3	0	0	0	0	0	104	7.7
Jack Ricketts	F	30	8	10	18	-19	36	2	1	0	0	0	2	0	0	0	0	0	58	13.8
Maxim Barbashev	LW	36	7	10	17	8	27	0	1	0	0	2	1	1	3	0	0	1	45	15.6
Colby Enns	D	63	5	12	17	3	12	0	0	0	1	1	0	1	1	0	1	2	94	5.3
Griffin Ness	F	24	6	9	15	-6	26	2	3	0	0	0	0	0	1	0	0	0	41	14.6
Robbie Stucker	D	20	3	7	10	-4	6	1	3	0	0	0	2	0	0	0	0	0	32	9.4
TOTALS		37	4	11	15	-2	8	1	3	0	0	0	2	0	0	0	0	0	46	8.7
Andrew Noel	D	20	1	3	4	3	71	0	0	0	0	0	0	0	0	0	0	1	24	4.2
TOTALS		51	3	10	13	1	106	0	0	0	1	0	0	0	0	0	0	1	55	5.5
Noah Ganske	D	37	3	8	11	-2	24	0	1	0	0	0	2	0	0	0	0	0	35	8.6
Mikey Colella	F	39	5	5	10	-9	16	0	1	0	0	0	1	0	2	0	0	1	35	14.3
Dylan Gratton	D	19	1	9	10	10	6	0	1	0	0	0	0	0	0	0	0	1	20	5.0
Christian Felton	D	30	3	6	9	-1	15	1	1	0	0	0	0	0	0	0	0	0	43	7.0
Garrett Pyke	D	13	3	4	7	-4	4	0	3	0	0	1	0	0	2	1	0	0	25	12.0
Marek Hejduk	F	8	4	2	6	3	0	0	0	0	0	2	0	1	0	0	0	0	11	36.4
Yaroslav Yevdokimov	F	14	3	2	5	2	2	1	0	0	0	1	1	0	0	0	1	2	14	21.4
TOTALS		15	3	2	5	1	2	1	0	0	0	1	1	0	0	0	1	2	14	21.4
Mike Gelatt	F	24	3	2	5	-2	10	0	0	0	0	1	0	0	1	1	0	1	23	13.0
Shawn Kennedy	F	17	1	4	5	-4	10	0	0	0	0	0	0	0	0	0	0	0	15	6.7
Luke Antonacci	D	15	2	2	4	3	4	0	0	0	0	1	1	0	0	0	0	0	15	13.3
Cy LeClerc	F	10	3	0	3	-4	2	1	0	0	0	0	1	0	0	0	0	0	13	23.1
Ryan Rosborough	F	11	2	1	3	1	0	0	0	0	0	1	0	0	0	0	0	0	13	15.4
Henri Schreifels	F	10	1	2	3	2	10	0	0	0	0	0	0	0	0	0	0	0	6	16.7
Nicholas Niemo	F	15	1	2	3	-5	5	1	0	0	0	0	0	0	0	0	0	0	20	5.0
Mathieu Boislard	D	39	1	2	3	-6	69	0	0	0	0	0	0	0	0	0	0	1	35	2.9
TOTALS		54	1	2	3	-11	108	0	0	0	0	0	0	0	0	0	0	1	42	2.4
Ty Voit	F	9	2	0	2	-5	6	0	0	0	0	0	1	0	0	1	0	0	11	18.2
Christophe Fillion	F	12	2	0	2	1	4	0	0	0	0	1	0	0	0	0	0	0	8	25.0
Cooper Gay	F	4	0	2	2	-3	0	0	0	0	0	0	0	0	0	0	0	0	4	0.0
Ryan Taylor	F	8	0	2	2	-2	0	0	0	0	0	0	0	0	0	0	0	0	13	0.0
Saige Weinstein	D	30	0	2	2	-13	18	0	1	0	0	0	0	0	0	0	0	0	22	0.0
Hank Kempf	D	4	1	0	1	1	4	0	0	0	0	0	1	0	0	0	0	0	7	14.3
Connor Kelley	D	6	1	0	1	-2	2	0	0	0	0	0	0	0	0	0	0	0	4	25.0
Luke LaMaster	D	1	0	1	1	1	0	0	0	0	0	0	0	0	0	0	0	0	1	0.0
J.C. Campagna	LW	3	0	1	1	-1	2	0	0	0	0	0	0	0	0	0	0	0	2	0.0
Maros Jedlicka	F	3	0	1	1	2	0	0	0	0	0	0	0	0	0	0	0	0	3	0.0
Mick Messner	F	3	0	1	1	1	2	0	0	0	0	0	0	0	0	0	0	0	4	0.0
T.J. Sneath	F	5	0	1	1	0	0	0	0	0	0	0	0	0	0	0	0	0	3	0.0
Dominic Basse	G	14	0	1	1	0	2	0	0	0	0	0	0	0	0	0	0	0	0	0.0
Hunter Miska	G	16	0	1	1	0	0	0	0	0	0	0	0	0	0	0	0	0	0	0.0
Dylan Wells	G	22	0	1	1	0	2	0	0	0	0	0	0	0	0	0	0	0	1	0.0
Daniel Amesbury	F	1	0	0	0	-1	7	0	0	0	0	0	0	0	0	0	0	0	0	0.0
Kasimir Kaskisuo	G	1	0	0	0	0	0	0	0	0	0	0	0	0	0	0	0	0	0	0.0
Zach Plucinski	D	1	0	0	0	-1	0	0	0	0	0	0	0	0	0	0	0	0	0	0.0
Anson Thornton	G	1	0	0	0	0	0	0	0	0	0	0	0	0	0	0	0	0	0	0.0
Isak Posch	G	2	0	0	0	0	0	0	0	0	0	0	0	0	0	0	0	0	0	0.0
Adam Berg	F	3	0	0	0	0	0	0	0	0	0	0	0	0	0	0	0	0	2	0.0
Dryden McKay	G	4	0	0	0	0	0	0	0	0	0	0	0	0	0	0	0	0	1	0.0
Rilen Kovacevic	F	5	0	0	0	-1	37	0	0	0	0	0	0	0	0	0	0	0	5	0.0
Jacob Mucitelli	G	3	0	0	0	0	0	0	0	0	0	0	0	0	0	0	0	0	0	0.0
TOTALS		5	0	0	0	0	0	0	0	0	0	0	0	0	0	0	0	0	0	0.0
Avery Winslow	D	7	0	0	0	-2	0	0	0	0	0	0	0	0	0	0	0	0	4	0.0
Kabore Dunn	D	3	0	0	0	0	0	0	0	0	0	0	0	0	0	0	0	0	2	0.0
TOTALS		10	0	0	0	-4	8	0	0	0	0	0	0	0	0	0	0	0	6	0.0
Josh Zinger	D	11	0	0	0	-8	2	0	0	0	0	0	0	0	0	0	0	0	10	0.0
Kyle Keyser	G	12	0	0	0	0	0	0	0	0	0	0	0	0	0	0	0	0	0	0.0
BENCH		72	0				10												0	
TEAM TOTALS		**72**	**237**	**370**	**607**	**-127**	**727**	**49**	**93**	**5**	**3**	**30**	**34**	**4**	**22**	**11**	**2**	**20**	**2295**	**10.3**

GOALIE	GP	MINS	W	L	OT	SL	SO	EN	GA	GAA	SOG	PSOW	SA	SVS	SV%
Kasimir Kaskisuo	1	60	1	0	0	0	1	0	0	0.00	0	0	20	20	1.000
Anson Thornton	1	40	0	0	0	0	0	0	1	1.52	0	0	33	32	0.970
Kyle Keyser	12	690	6	4	0	1	1	2	28	2.43	1	0	339	311	0.917
Dryden McKay	4	236	1	3	0	0	0	1	11	2.80	0	0	116	105	0.905
Jacob Mucitelli	3	182	2	0	1	0	0	0	6	1.98	0	0	86	80	0.930
TOTALS	5	211	2	0	1	0	0	0	10	2.85	0	0	101	91	0.901
Hunter Miska	16	927	7	5	3	0	1	1	46	2.98	0	0	469	423	0.902
Dominic Basse	14	803	5	6	3	0	0	4	51	3.81	0	0	408	357	0.875
Isak Posch	2	117	1	1	0	0	0	1	8	4.09	0	0	50	42	0.840
Dylan Wells	22	1260	7	13	2	0	1	5	89	4.24	0	0	705	616	0.874
Empty Net		51							14				14		
TEAM TOTALS	**72**	**4315**	**30**	**32**	**9**	**1**	**4**	**14**	**254**	**3.49**	**1**	**0**	**2240**	**1986**	**0.887**

Chuck Weber
Head Coach/Director of Hockey Operations

Chuck Weber was named the first head coach in Ironhawks' history on June 15, 2026. Weber has been guiding teams at all levels of hockey to success, including winning the Kelly Cup with Cincinnati 2008 and 2010 and the John Brophy Award as ECHL Coach of the Year in 2008. The 53-year-old Weber is returning to his coaching roots in Trenton, where he served as an assistant coach of the Trenton Titans under Peter Horachek in 2001-02. As head coach in six ECHL seasons, Weber has compiled a 233-167-51 record. Weber also collected championships as assistant coach of the International Hockey League's Orlando Solar Bears (2001) and Elite Ice Hockey League's Coventry Blaze. As an assistant coach, his D1A Great Britain team won the Goal Medal in the D1A World Championships in 2024 and 2026.

Coaching Record		Regular Season				Playoffs		
Season	Team	Games	W	L	T	Games	W	L
2006-07	**Cincinnati Cyclones (ECHL)**	**72**	**37**	**29**	**6**	**10**	**6**	**4**
2007-08	**Cincinnati Cyclones (ECHL)**	**72**	**55**	**12**	**5**	**22**	**16**	**6**
2008-09	**Cincinnati Cyclones (ECHL)**	**72**	**41**	**26**	**5**	**15**	**8**	**7**
2009-10	**Cincinnati Cyclones (ECHL)**	**72**	**44**	**25**	**3**	**24**	**15**	**9**
2010-11	Rochester (AHL)	80	31	39	10	--	--	--
2011-12	San Antonio (AHL)	76	41	30	5	10	4	6
2012-13	San Antonio (AHL)	76	29	38	9	--	--	--
2014-15	Zagreb Medvescak (KHL)	13	4	9	0	--	--	--
2014-15	Coventry (EIHL)	32	15	15	2	3	3	0
2015-16	Coventry (EIHL)	52	24	25	3	3	2	1
2017-18	**Atlanta Gladiators (ECHL)**	**72**	**32**	**35**	**5**	**4**	**0**	**4**
2025026	**Iowa Heartlanders (ECHL)**	**72**	**24**	**40**	**8**	**--**	**--**	**--**
	ECHL Totals	**432**	**233**	**167**	**32**	**75**	**45**	**30**

Coaching History

Year	Coach	STD	W	L	T	PTS	Playoffs
2025-26+	John Becanic	5-M	30	32	10	62	Out of Playoffs
2024-25+	Ryan Kinasewich	7-M	25	39	8	58	Out of Playoffs
2023-24+	Ryan Kinasewich	5-M	31	36	5	67	Out of Playoffs
2022-23+	Ryan Kinasewich	4-M	35	33	4	74	Lost Division Semifinals
2021-22+	Ryan Kinasewich	1-M	42	27	3	87	Lost Conference Finals
2020-21+	Tim Branham	4-W	35	26	11	81	Lost Conference Semifinals
2019-20+	Tim Branham	3-M	34	17	11	79	No Playoffs due to COVID-19
2018-19+	Tim Branham	3-M	37	26	9	83	Lost Division Semifinals
2017-18+	Tim Branham	6-M	28	29	15	71	Out of Playoffs
2016-17+	Tim Branham	4-M	36	29	7	79	Lost Division Semifinals
2015-16+	Tim Branham	3-W	39	27	6	84	Lost Conference Semifinals
2014-15+	Tim Branham	4-P	37	27	8	82	Lost Division Finals
2013-14+	Tim Branham	2-M	38	24	9	85	Lost Conference Quarterfinals
2012-13+	Kevin Colley	4-M	29	30	13	71	Lost Conference Quarterfinals
2011-12+	Kevin Colley	3-M	33	33	6	72	Lost Conference Quarterfinals
2010-11+	Kevin Colley	3-M	33	32	7	73	Lost Conference Semifinals
2009-10+	Kevin Colley	3-W	34	29	9	77	Lost Conference Semifinals
2008-09+	Kevin Colley	4-W	28	28	16	72	Lost Division Semifinals
2007-08+	Jason Christie	4-W	32	30	10	74	Lost Conference Finals
2006-07+	Jason Christie	5-W	22	42	8	52	Out of Playoffs
2005-06+	Jason Christie	4-W	36	30	6	78	Lost Division Semifinals
2002-03%	Jim Wiley	4-NW	34	31	7	75	Lost Conference Quarterfinals
2001-02#	Gord Dineen	7-SE	29	31	12	70	Out of Playoffs
2000-01$	Gerry Fleming	3-SE	38	27	7	*68	Out of Playoffs
1999-00$	Terry Christensen	7-SE	27	34	9	63	Out of Playoffs
1998-99$	Jeff Brubaker	6-SE	31	33	6	68	Out of Playoffs
1997-98$	Terry Christensen	6-SE	24	44	2	50	Out of Playoffs
1996-97$	Terry Christensen	1-S	39	23	8	86	Lost First Round
1995-96$	Terry Christensen	3-S	42	22	6	90	Lost Semifinals
1994-95$	Terry Christensen	2-S	36	25	7	79	Lost Semifinals
1993-94&	Steve Gatzos Vic Posa	4-W	20	39	9	49	Lost First Round
1992-93@	Steve Gatzos	7-E	14	49	1	29	Out of Playoffs
1991-92@	Roy Sommer	6-E	21	36	7	49	Lost First Round
1990-91@	Claude Noel	5-E	25	32	7	57	Out of Playoffs
1989-90^	Dave Allison	3rd	36	18	6	78	Lost Quarterfinals
1988-89^	Kevin Willison	5th	22	30	8	52	Out of Playoffs

* Tallahassee was assessed a 15-point deduction for rules violations in 2000-01

^ - Virginia Lancers (1988-90) @ - Roanoke Valley Rebels/Rampage (1990-92)

& - Huntsville Blast (1993-94) $ - Tallahassee Tiger Sharks (1994-01)

- Macon Whoopee (2001-02) % - Lexington Men O' War (2002-03) + - Utah Grizzlies (2005-26)

2026-27 Schedule

Fri.	Oct. 16	at Trois-Rivières	**Wed.**	**Dec. 16**	**Reading**	**Fri.**	**Feb. 19**	**Greenville**
Sat.	Oct. 17	at Adirondack	Sat.	Dec. 19	at Worcester	**Sat.**	**Feb. 20**	**Greenville**
Sat.	**Oct. 24**	**Adirondack**	Sun.	Dec. 20	at Adirondack	**Sun.**	**Feb. 21**	**Greenville**
Wed.	Oct. 28	at Reading	**Sat.**	**Dec. 26**	**Worcester**	**Thu.**	**Feb. 25**	**Kalamazoo**
Fri.	Oct. 30	at Reading	Sun.	Dec. 27	at Worcester	**Sat.**	**Feb. 27**	**Maine**
Sat.	**Oct. 31**	**Adirondack**	**Tue.**	**Dec. 29**	**Greensboro**	**Sun.**	**Feb. 28**	**Maine**
Fri.	**Nov. 6**	**Wheeling**	Thu.	Dec. 31	at Maine	**Fri.**	**Mar. 5**	**Wheeling**
Sat.	Nov. 7	at Norfolk	**Sat.**	**Jan. 2**	**Trois-Rivières**	**Sat.**	**Mar. 6**	**Wheeling**
Sun.	Nov. 8	at Norfolk	**Sun.**	**Jan. 3**	**Trois-Rivières**	**Sun.**	**Mar. 7**	**Wheeling**
Wed.	**Nov. 11**	**Reading**	**Tue.**	**Jan. 12**	**Reading**	Tue.	Mar. 9	at Maine
Fri.	Nov. 13	at Reading	**Fri.**	**Jan. 15**	**Adirondack**	Fri.	Mar. 12	at Reading
Wed.	Nov. 18	at Norfolk	**Sat.**	**Jan. 16**	**Greensboro**	Sat.	Mar. 13	at Worcester
Fri.	Nov. 20	at Norfolk	**Sun.**	**Jan. 18**	**Greensboro**	Sun.	Mar. 14	at Adirondack
Sat.	Nov. 21	at Reading	**Fri.**	**Jan. 22**	**Maine**	Fri.	Mar. 19	at Adirondack
Wed.	**Nov. 25**	**Reading**	**Sat.**	**Jan. 23**	**Maine**	Sat.	Mar. 20	at Trois-Rivières
Fri.	**Nov. 27**	**Trois-Rivières**	**Sun.**	**Jan. 24**	**Maine**	Sun.	Mar. 21	at Trois-Rivières
Sun.	**Nov. 29**	**Reading**	Fri.	Jan. 29	at Greensboro	Fri.	Mar. 26	at Wheeling
Wed.	Dec. 2	at Maine	Sat.	Jan. 30	at Greensboro	Sat.	Mar. 27	at Wheeling
Fri.	**Dec. 4**	**Norfolk**	Sun.	Jan. 31	at Greensboro	Fri.	Apr. 2	at Worcester
Sat.	**Dec. 5**	**Norfolk**	Fri.	Feb. 5	at Wheeling	**Sat.**	**Apr. 3**	**Worcester**
Sun.	**Dec. 6**	**Norfolk**	Sat.	Feb. 6	at Fort Wayne	**Sun.**	**Apr. 4**	**Worcester**
Thu.	**Dec. 10**	**Trois-Rivières**	Sun.	Feb. 7	at Indy	Wed.	Apr. 7	at Greensboro
Fri.	**Dec. 11**	**Trois-Rivières**	Wed.	Feb. 10	at Norfolk	Thu.	Apr. 8	at Greensboro
Sun.	**Dec. 13**	**Reading**	Mon.	Feb. 15	at Reading	Sun.	Apr. 11	at Greensboro

2025-26 Results

Oct. 17	at Greenville	3-1	Dec. 19	at Kansas City	7-4	**Feb. 16**	**Bloomington**	**3-4***
Oct. 18	at Atlanta	2-3*	Dec. 20	at Kansas City	2-3	Feb. 20	at Allen	3-2*
Oct. 19	at Atlanta	1-4	Dec. 21	at Tulsa	7-4	Feb. 21	at Allen	1-2*
Oct. 24	at Idaho	5-0	Dec. 31	at Wichita	4-3*	**Feb. 25**	**Tahoe**	**8-3**
Oct. 25	**Idaho**	**2-4**	Jan. 2	at Wichita	6-7*	**Feb. 27**	**Tahoe**	**1-3**
Oct. 29	**Jacksonville**	**1-3**	Jan. 3	at Wichita	1-6	**Feb. 28**	**Tahoe**	**1-4**
Oct. 30	**Jacksonville**	**6-4**	Jan. 9	at Tahoe	3-6	Mar. 6	at Bloomington	2-3
Oct. 31	**Jacksonville**	**2-3**	Jan. 10	at Tahoe	2-6	Mar. 7	at Cincinnati	5-0
Nov. 6	at Wichita	4-6	Jan. 11	at Tahoe	2-3	Mar. 8	at Cincinnati	2-3#
Nov. 7	at Wichita	2-0	**Jan. 16**	**Kansas City**	**1-4**	**Mar. 12**	**Tulsa**	**7-1**
Nov. 14	**Idaho**	**2-3***	**Jan. 17**	**Kansas City**	**1-7**	**Mar. 14**	**Tulsa**	**3-4***
Nov. 15	at Idaho	4-3	**Jan. 18**	**Kansas City**	**0-3**	**Mar. 15**	**Tulsa**	**4-3**
Nov. 16	at Idaho	3-6	Jan. 23	at Rapid City	5-2	Mar. 20	at Indy	1-4
Nov. 21	at Tulsa	3-1	Jan. 24	at Rapid City	6-2	Mar. 21	at Indy	0-4
Nov. 22	at Tulsa	5-4	Jan. 25	at Rapid City	3-6	Mar. 22	at Indy	3-1
Nov. 26	**Allen**	**2-4**	**Jan. 28**	**Greenville**	**1-3**	**Mar. 26**	**Allen**	**2-6**
Nov. 28	**Allen**	**2-4**	**Jan. 30**	**Greenville**	**2-3***	**Mar. 29**	**Allen**	**4-7**
Nov. 29	**Allen**	**3-2**	**Jan. 31**	**Greenville**	**3-6**	**Apr. 1**	**Wichita**	**6-3**
Dec. 3	at Allen	2-3	Feb. 4	at Tahoe	9-6	**Apr. 3**	**Wichita**	**5-2**
Dec. 5	at Allen	3-6	Feb. 6	at Tahoe	7-4	**Apr. 4**	**Wichita**	**3-2***
Dec. 6	at Allen	6-3	Feb. 7	at Tahoe	3-4	**Apr. 7**	**Idaho**	**3-2**
Dec. 10	**Atlanta**	**3-6**	**Feb. 10**	**Idaho**	**6-7***	**Apr. 10**	**Rapid City**	**6-3**
Dec. 12	**Atlanta**	**1-5**	**Feb. 13**	**Bloomington**	**5-3**	**Apr. 11**	**Rapid City**	**2-1***
Dec. 13	**Atlanta**	**4-0**	**Feb. 14**	**Bloomington**	**1-3**	**Apr. 12**	**Rapid City**	**4-5***

* - Overtime # - Shootout

Bob Ohrablo
President

Bob Ohrablo brings more than 41 years of experience in professional sports management and a passion for hockey, fan entertainment and marketing. Throughout his career, Bob has held leadership roles in the AHL and NHL, including with the Florida Panthers, before launching ECHL teams in Jacksonville, Savannah and Orlando. He later served as President of Zawyer Sports, where he managed several ECHL teams and helped grow professional hockey in markets across the country. With a long history of building professional hockey organizations, Bob is excited to bring ECHL hockey to Trenton and the surrounding region while providing affordable, family-friendly entertainment for the community. His experience across multiple professional hockey markets has given him a deep understanding of what it takes to build a successful organization both on and off the ice. Bob is also committed to giving back to the Trenton community. He is active with the Boys & Girls Club of Trenton and serves on the boards of the Hamilton YMCA and Princeton-Mercer Chamber of Commerce.

10 Hamilton St. Suite 101, Trenton, NJ 08611

Office . . . . . .(609) 451-7825
Arena . . . . . .CURE Insurance Arena
Radio Station . . . . . .TBD
Team Colors . . . . . .Blue, Red, Black, Silver
Email . . . . . .info@trentonironhawks.com
Capacity 7,000
Broadcaster . . . . . .Kyle Cannillo

Team Directory

President . . . . . .Bob Ohrablo
Director of Project Management . . . . . .Sue Ohrablo
Controller . . . . . .Cheryl Griffis
Senior Director of Ticket Sales & Services . . . . . .Dan Lantz
Director of Ticket Management & Technologies . . . . . .Anna Pruitt
Manager of New Business Development . . . . . .Rachel Kelley, Courtney Bono, ...Gianna Derro, Sophie Hampton
Senior Manager, Merchandise & Community Relations . . . . . .Emma Clugsten
Director of Broadcasting, Media, and Communications . . . . . .Kyle Cannillo
Director of Corporate Partnerships, OVG . . . . . .Andrew Sklarz
Graphic Designer . . . . . .Kate Falkowski
Head Coach/Director of Hockey Operations . . . . . .Chuck Weber
Assistant Coach . . . . . .Brett Boeing
Athletic Trainer . . . . . .TBD
Equipment Manager . . . . . .Matt Conti

Trois-Rivières Lions

NHL Affiliate: Montreal Canadiens

AHL Affiliate: Laval Rocket

Year-by-Year Record

	Home						Away					Overall							
Season	GP	W	L	T	OT	SO	W	L	T	OT	SO	W	L	T	OT	SO	GF	GA	PTS
2025-26	72	20	13	3	2-1	2-2	15	17	4	2-2	0-2	35	30	7	4-3	2-4	207	203	77
2024-25	72	24	6	6	1-4	1-2	21	13	2	1-2	2-0	45	19	8	2-6	3-2	251	186	98
2023-24	69	16	15	5	2-3	1-2	15	15	3	2-2	1-1	31	30	8	4-5	2-3	204	229	70
2022-23	72	16	17	3	3-3	0-0	13	23	0	1-0	1-0	29	40	3	4-3	1-0	216	273	61
2021-22	69	16	17	3	3-2	1-1	18	12	3	3-3	1-0	34	29	6	6-5	2-1	230	233	74

T - Includes Overtime and Shootout Losses

Year-by-Year Results

Season	Finished	Result
2026	5th, North	Out of Playoffs
2025	1st, North	Won Kelly Cup
2024	3rd, North	Lost Division Semifinals
2023	6th, North	Out of Playoffs
2022	3rd, North	Lost Division Semifinals

All-Time Record vs. Other Clubs

Team	W-L-T	Team	W-L-T	Team	W-L-T	Team	W-L-T
Adirondack	34-23-2	Greensboro	3-2-1	Maine	32-27-6	South Carolina	2-4-1
Allen	0-0-0	Greenville	0-1-0	New Mexico	0-0-0	Tahoe	0-0-0
Atlanta	2-1-0	Idaho	4-2-3	Norfolk	15-14-3	Toledo	2-1-0
Bloomington	0-0-0	Indy	0-2-0	Orlando	1-2-1	Trenton	0-0-0
Cincinnati	1-0-0	Jacksonville	2-2-1	Rapid City	0-0-0	Tulsa	1-1-0
Florida	4-1-0	Kalamazoo	0-0-0	Reading	23-17-2	Wheeling	3-7-2
Fort Wayne	0-0-0	Kansas City	0-0-0	Savannah	1-3-0	Wichita	0-0-1
						Worcester	30-16-7

Web - Lions3R.com

Club Records

Players

Most Points, Season	67	Anthony Beauregard, 2024-25
Most Points, Game	4	seven times, most recent: Isaac Dufort vs. Maine, Apr. 18, 2026
Most Goals, Season	30	Jakov Novak, 2023-24
Most Goals, Game	4	Peter Abbandonato at Florida, Dec. 4, 2021
Most Assists, Season	42	Anthony Beaureagard, 2024-25 Xavier Cormier, 2024-25
Most Assists, Game	4	Parker Saretsky at Maine, Jan. 10, 2024
Most PIM, Season	156	Mathieu Gagnon, 2021-22
Most PIM, Game	30	Morgan Adams-Moisan vs. Wheeling, Mar. 21, 2026

Goaltenders

Most Appearances	34	Philippe Desrosiers, 2021-22
Most Minutes	1,983	Philippe Desrosiers, 2021-22
Most Wins	19	Luke Cavallin, 2024-25 Philippe Desrosiers, 2021-22
Most Losses	15	Philippe Desrosiers, 2022-23
Most OT/SO Losses	6	Hunter Jones, 2024-25
Most Shots	1,039	Philippe Desrosiers, 2021-22
Most Saves	937	Philippe Desrosiers, 2021-22
Most Shutouts	4	Hunter Jones, 2025-26
Lowest GAA	2.13	Luke Cavallin, 2024-25
Best Save Percentage	.929	Luke Cavallin, 2024-25

Team

Most Points	98	2024-25
Fewest Points	61	2022-23
Most Wins	45	2024-25
Fewest Wins	29	2022-23
Most Losses	40	2022-23
Fewest Losses	19	2024-25
Most Goals Scored	251	2024-25
Fewest Goals Against	186	2024-25
Most Penalty Minutes	1,034	2025-26

Longest Winning Streak

Overall	7	Dec. 6-21, 2025 Nov. 24-Dec. 10, 2021
Home	6	Dec. 6, 2025-Jan. 5, 2025
Road	8	Nov. 23-Dec. 21, 2024

Longest Winless Streak

Overall	5	Mar. 11-17, 2022
Home	7	Jan. 4-Feb. 11, 2023
Road	5	Mar. 11-25, 2022

Regular Season Game Attendance Record
4,575 vs. Maine, Oct. 21, 2022

Postseason Game Attendance
4,777 vs. Toledo, June 7, 2025

Regular Season Attendance Record
95,697, 2021-22

Playoff Record vs. Current Teams

	Series	W	L	GP	W	L	GF	GA	Last Mtg	Rnd	Result
Florida	1	1	0	6	4	2	14	10	2025	CF	W 4-2
Norfolk	2	1	1	12	6	6	33	31	2025	DF	W 4-2
Reading	1	1	0	4	4	0	17	7	2025	DSF	W 4-0
Toledo	1	1	0	5	4	1	16	8	2025	Finals	W 4-1

All-Time Playoff Results

Year	Round	Opponent	Result	GF	GA	OT
2025	Finals	Toledo	W 4-1	16	8	0-0
	CF	Florida	W 4-2	14	10	0-0
	DF	Norfolk	W 4-2	15	9	1-0
	DSF	Reading	W 4-0	17	7	1-0
2024	DSF	Norfolk	L 2-4	18	22	0-0
2022	DSF	Newfoundland	L 3-4	23	31	0-0

2025-26 Regular Season Statistics

PLAYER	Pos	GP	G	A	PTS	+/-	PIM	PP	PPA	SH	SHA	GW	FG	OT	UA	EN	SOG	SOA	Shots	Sh%
Anthony Beauregard	F	62	16	37	53	-8	20	3	13	1	0	5	3	1	3	0	1	5	146	11.0
Charles Martin	D	72	14	27	41	-1	68	4	11	0	1	2	5	0	1	0	0	0	204	6.9
Isaac Dufort	F	58	18	20	38	0	59	6	5	0	1	4	2	0	1	1	0	0	149	12.1
Cédric Desruisseaux	F	66	17	16	33	2	32	3	4	0	0	3	6	0	0	0	0	3	137	12.4
Riley Kidney	F	46	11	22	33	-12	18	1	7	0	1	2	1	0	2	1	1	5	126	8.7
Israel Mianscum	LW	58	13	19	32	6	42	2	5	0	0	1	1	0	0	0	0	1	92	14.1
Jacob Dion	D	65	6	26	32	2	20	1	12	1	0	1	2	0	0	0	1	2	161	3.7
Joe Dunlap	F	49	11	19	30	1	32	4	0	0	0	0	2	0	0	1	0	2	95	11.6
Morgan Adams-Moisan	F	59	13	15	28	1	134	3	3	0	2	2	2	1	3	1	1	2	78	16.7
Anthony Poulin	F	68	13	15	28	8	44	0	2	1	1	3	3	0	2	2	0	0	96	13.5
Darick Louis-Jean	D	58	4	19	23	12	20	1	0	0	0	0	1	0	0	1	0	0	81	4.9
Joel Teasdale	F	24	11	7	18	-9	29	3	2	0	0	3	3	0	1	0	0	1	69	15.9
Mathias Laferrière	F	30	8	9	17	3	6	3	2	0	0	1	0	1	1	1	0	2	52	15.4
Tommy Cormier	C	30	2	15	17	-5	16	2	6	0	0	1	0	1	0	0	0	2	32	6.3
Mathieu Bizier	C	21	7	8	15	5	6	1	3	0	0	2	4	0	0	0	0	0	44	15.9
Mark Estapa	F	63	7	8	15	4	65	2	1	0	0	1	1	0	0	0	0	1	86	8.1
Egor Goriunov	F	67	4	9	13	-1	27	0	0	0	0	0	0	0	0	0	0	2	128	3.1
Tyler Hylland	F	32	5	7	12	-13	10	3	3	0	0	1	0	0	0	1	0	0	61	8.2
Jacob Paquette	D	46	5	6	11	-1	40	0	0	1	0	0	0	0	0	0	0	0	75	6.7
Nicholas Girouard	LW	16	4	7	11	4	18	1	2	0	0	0	0	0	0	0	1	1	29	13.8
Wyatt McLeod	D	40	2	9	11	6	30	0	0	0	0	0	1	0	0	0	0	0	51	3.9
Jake Gravelle	D	26	3	6	9	13	32	0	0	0	1	0	1	0	0	0	0	0	33	9.1
Logan Nijhoff	F	16	3	4	7	-12	10	0	1	0	0	0	0	0	0	1	0	0	28	10.7
Kale McCallum	D	8	1	5	6	2	0	0	1	0	0	1	0	0	0	0	0	0	12	8.3
Emmett Serensits	D	46	1	4	5	-8	37	0	0	0	0	0	0	0	0	0	0	0	42	2.4
Andrew Coxhead	F	19	0	3	3	3	16	0	0	0	0	0	0	0	0	0	0	0	10	0.0
Landon Fuller	D	55	0	3	3	-6	79	0	0	0	0	0	0	0	0	0	0	0	51	0.0
Will Dineen	F	5	2	0	2	5	6	0	0	0	0	0	2	0	0	0	0	0	14	14.3
Édouard Charron	C	19	2	0	2	-4	10	0	0	1	0	0	0	0	0	0	0	0	17	11.8
Ryan O'Rourke	D	11	1	0	1	2	22	0	0	0	0	0	0	0	0	0	0	0	16	6.3
Sean Gulka	F	27	1	0	1	-2	63	0	0	0	0	0	0	0	0	0	0	0	16	6.3
Noah Massie	D	3	0	1	1	-1	2	0	0	0	0	0	0	0	0	0	0	0	2	0.0
Anthony Beauchamp	F	1	0	0	0	1	0	0	0	0	0	0	0	0	0	0	0	0	1	0.0
Seth Bernard-Docker	D	2	0	0	0	0	0	0	0	0	0	0	0	0	0	0	0	0	3	0.0
Christopher Inniss	D	2	0	0	0	-1	0	0	0	0	0	0	0	0	0	0	0	0	1	0.0
Wyatte Wylie	D	2	0	0	0	1	0	0	0	0	0	0	0	0	0	0	0	0	5	0.0
William Lavallière	G	5	0	0	0	0	0	0	0	0	0	0	0	0	0	0	0	0	0	0.0
Francesco Lapenna	G	6	0	0	0	0	0	0	0	0	0	0	0	0	0	0	0	0	0	0.0
Jérémy Michaud	D	7	0	0	0	0	9	0	0	0	0	0	0	0	0	0	0	0	0	0.0
Vincent Duplessis	G	9	0	0	0	0	0	0	0	0	0	0	0	0	0	0	0	0	0	0.0
Benjamin Gaudreau	G	29	0	0	0	0	2	0	0	0	0	0	0	0	0	0	0	0	0	0.0
Hunter Jones	G	30	0	0	0	0	0	0	0	0	0	0	0	0	0	0	0	0	0	0.0
BENCH		72	2				10												2	
TEAM TOTALS		**72**	**207**	**346**	**553**	**-3**	**1034**	**43**	**83**	**5**	**7**	**33**	**40**	**4**	**14**	**10**	**5**	**29**	**2245**	**9.1**

GOALIE	GP	MINS	W	L	OTL	SL	SO	EN	GA	GAA	SO	GP	SOW	SA	SVS	SV%
Francesco Lapenna	6	362	5	0	1	0	2	0	8	1.33	0	0		195	187	0.959
William Lavallière	5	268	3	1	0	0	1	1	8	1.79	1	1		121	113	0.934
Hunter Jones	30	1675	17	10	0	1	4	3	66	2.36	1	0		792	726	0.917
Benjamin Gaudreau	29	1584	9	13	1	3	1	5	77	2.92	4	1		750	673	0.897
Vincent Duplessis	9	449	1	6	1	0	0	2	29	3.87	0	0		165	136	0.824
Empty Net		52							11					11		
TEAM TOTALS	**72**	**4338**	**35**	**30**	**3**	**4**	**8**	**11**	**199**	**2.72**	**6**	**2**		**2034**	**1835**	**0.902**

Ron Choules
Head Coach/General Manager

Ron Choules was named head coach and general manager of the Trois-Rivières Lions on Aug, 22, 2023. In 2024-25, he led the Lions to their first division title in team history en route to capturing the 2025 Kelly Cup title with a 4 games to 1 victory over Toledo in the Kelly Cup Finals. During his palying career, Choules totaled 206 points (94g-112a) in 209 career games in the Quebec Major Junior Hockey League with Hull, Trois-Rivières and Quebec. A 12th round selection (228th overall) of the Toronto Maple Leafs in the 1983 NHL Entry Draft, he went on to skate in 31 career professional games in the American Hockey League and International Hockey League from 1983-86. Following the completion of his playing career, he spent 13 seasons as a coach in the QMJHL, including six seasons as head coach from 2007-13 with Acadie-Bathurst and Cape Breton.

Coaching Record		**Regular Season**				**Playoffs**		
Season	**Team**	**Games**	**W**	**L**	**T**	**Games**	**W**	**L**
2007-08	Acadie-Bathurst (QMJHL)	22	18	3	1	12	6	6
2008-09	Acadie-Bathurst (QMJHL)	68	20	35	13	5	1	4
2009-10	Acadie-Bathurst (QMJHL)	68	25	37	6	5	1	4
2010-11	Acadie-Bathurst (QMJHL)	15	10	5	0	--	--	--
2011-12	Cape Breton (QMJHL)	68	23	42	3	4	0	4
2012-13	Cape Breton (QMJHL)	30	7	17	6	--	--	--
2023-24	**Trois-Rivières Lions (ECHL)**	**69**	**31**	**30**	**8**	**6**	**2**	**4**
2024-25	**Trois-Rivières Lions (ECHL)**	**72**	**45**	**19**	**8**	**21**	**16**	**5**
2025-26	**Trois-Rivières Lions (ECHL)**	**72**	**35**	**30**	**7**	**--**	**--**	**--**
	ECHL Totals	**213**	**111**	**79**	**23**	**27**	**18**	**9**

Coaching History

Year	**Coach**	**STD**	**W**	**L**	**T**	**PTS**	**Playoffs**
2025-26	Ron Choules	5-N	35	30	7	77	Out of Playoffs
2024-25	Ron Choules	1-N	45	19	8	98	Won Kelly Cup
2023-24	Ron Choules	3-N	31	30	8	70	Lost Division Semifinals
2022-23	Marc-Andre Bergeron	6-N	23	34	2	48	Out of Playoffs
	Eric Bélanger		6	6	1	13	
2021-22	Eric Bélanger	3-N	34	29	6	74	Lost Division Semifinals

2026-27 Schedule

Fri.	**Oct. 16**	**Trenton**	**Fri.**	**Dec. 18**	**Norfolk**	Sat.	Feb. 13	at Bloomington
Sun.	Oct. 18	at Worcester	**Sat.**	**Dec. 19**	**Norfolk**	**Fri.**	**Feb. 19**	**Maine**
Fri.	Oct. 23	at Norfolk	**Sun.**	**Dec. 27**	**Reading**	**Sat.**	**Feb. 20**	**Maine**
Sat.	Oct. 24	at Norfolk	**Mon.**	**Dec. 28**	**Reading**	Sun.	Feb. 21	at Maine
Sun.	Oct. 25	at Norfolk	Fri.	Jan. 1	at Worcester	**Fri.**	**Feb. 26**	**Worcester**
Fri.	**Oct. 30**	**Maine**	Sat.	Jan. 2	at Trenton	**Sat.**	**Feb. 27**	**Worcester**
Sat.	**Oct. 31**	**Maine**	Sun.	Jan. 3	at Trenton	**Sun.**	**Feb. 28**	**Worcester**
Fri.	**Nov. 6**	**Adirondack**	**Fri.**	**Jan. 8**	**Adirondack**	**Fri.**	**Mar. 5**	**Greensboro**
Sat.	**Nov. 7**	**Adirondack**	Sat.	Jan. 9	at Adirondack	**Sat.**	**Mar. 6**	**Greensboro**
Thu.	Nov. 12	at Savannah	Sun.	Jan. 10	at Adirondack	**Sun.**	**Mar. 7**	**Greensboro**
Fri.	Nov. 13	at Atlanta	Fri.	Jan. 15	at Reading	**Wed.**	**Mar. 10**	**Adirondack**
Sun.	Nov. 15	at Atlanta	Sat.	Jan. 16	at Reading	Fri.	Mar. 12	at Adirondack
Fri.	**Nov. 20**	**Adirondack**	**Wed.**	**Jan. 20**	**Fort Wayne**	Sat.	Mar. 13	at Adirondack
Sat.	**Nov. 21**	**Adirondack**	**Fri.**	**Jan. 22**	**Fort Wayne**	Fri.	Mar. 19	at Maine
Wed.	Nov. 25	at Adirondack	**Sat.**	**Jan. 23**	**Fort Wayne**	**Sat.**	**Mar. 20**	**Trenton**
Fri.	Nov. 27	at Trenton	Fri.	Jan. 29	at Fort Wayne	**Sun.**	**Mar. 21**	**Trenton**
Sat.	Nov. 28	at Reading	Sat.	Jan. 30	at Fort Wayne	Fri.	Mar. 26	at Greensboro
Fri.	**Dec. 4**	**Greensboro**	Sun.	Jan. 31	at Fort Wayne	Sat.	Mar. 27	at Greensboro
Sat.	**Dec. 5**	**Greensboro**	**Wed.**	**Feb. 3**	**Adirondack**	**Fri.**	**Apr. 2**	**Reading**
Sun.	**Dec. 6**	**Greensboro**	**Fri.**	**Feb. 5**	**Norfolk**	**Sat.**	**Apr. 3**	**Reading**
Thu.	Dec. 10	at Trenton	**Sat.**	**Feb. 6**	**Norfolk**	**Sun.**	**Apr. 4**	**Reading**
Fri.	Dec. 11	at Trenton	Sun.	Feb. 7	Maine	Fri.	Apr. 9	at Maine
Sat.	Dec. 12	at Reading	Wed.	Feb. 10	at Cincinnati	Sat.	Apr. 10	at Worcester
Wed.	**Dec. 16**	**Norfolk**	Fri.	Feb. 12	at Bloomington	Sun.	Apr. 11	at Worcester

2025-26 Results

Oct. 17	**Reading**	**6-5***	**Jan. 2**	**Savannah**	**1-2**	**Feb. 27**	**Worcester**	**1-2**
Oct. 24	**Adirondack**	**3-1**	**Jan. 3**	**Savannah**	**0-4**	Feb. 28	at Adirondack	4-3
Oct. 24	at Adirondack	1-4	Jan. 4	at Maine	2-6	Mar. 1	at Maine	2-3
Oct. 31	**Greensboro**	**6-3**	Jan. 9	at Wheeling	3-4	**Mar. 6**	**Maine**	**3-5**
Nov. 1	**Greensboro**	**1-2#**	Jan. 10	at Wheeling	0-5	**Mar. 7**	**Worcester**	**6-4**
Nov. 2	**Greensboro**	**2-5**	Jan. 11	at Wheeling	2-4	**Mar. 8**	**Worcester**	**4-3#**
Nov. 8	at Reading	2-1	Jan. 16	at Adirondack	3-1	Mar. 13	at Greensboro	6-3
Nov. 9	at Reading	2-3#	**Jan. 17**	**Adirondack**	**1-3**	Mar. 14	at Greensboro	6-0
Nov. 14	at Worcester	4-6	**Jan. 18**	**Adirondack**	**3-0**	Mar. 15	at Greensboro	1-4
Nov. 15	at Worcester	0-2	Jan. 23	at Maine	3-2	**Mar. 20**	**Wheeling**	**3-4#**
Nov. 19	**Norfolk**	**5-2**	Jan. 24	at Maine	1-7	**Mar. 21**	**Wheeling**	**2-3***
Nov. 21	**Norfolk**	**2-4**	Jan. 25	at Maine	2-5	**Mar. 22**	**Wheeling**	**1-3**
Nov. 22	**Norfolk**	**6-1**	**Jan. 28**	**Adirondack**	**1-4**	Mar. 25	at Tulsa	1-0
Nov. 26	at Adirondack	3-2*	Jan. 30	at Norfolk	2-5	Mar. 28	at Tulsa	3-5
Nov. 28	**Reading**	**5-1**	Jan. 31	at Norfolk	6-3	Mar. 29	at Wichita	2-3*
Nov. 29	**Reading**	**3-0**	Feb. 3	at Reading	2-3*	Apr. 1	at Maine	3-2
Nov. 30	**Reading**	**4-1**	**Feb. 6**	**Adirondack**	**3-5**	**Apr. 3**	**Maine**	**2-1**
Dec. 3	at Idaho	3-4#	**Feb. 7**	**Worcester**	**3-2***	**Apr. 4**	**Maine**	**1-2**
Dec. 5	at Idaho	1-4	Feb. 13	at Worcester	2-0	**Apr. 5**	**Maine**	**3-0**
Dec. 6	at Idaho	1-4	Feb. 14	at Worcester	3-2*	**Apr. 10**	**Adirondack**	**3-4**
Dec. 12	at Maine	1-3	Feb. 15	at Worcester	6-3	Apr. 11	at Adirondack	6-3
Dec. 19	**Maine**	**3-1**	**Feb. 20**	**Toledo**	**6-3**	Apr. 12	at Adirondack	5-1
Dec. 20	**Maine**	**3-0**	**Feb. 21**	**Toledo**	**1-4**	Apr. 17	at Adirondack	5-7
Dec. 31	**Savannah**	**3-1**	**Feb. 22**	**Toledo**	**4-3#**	**Apr. 18**	**Maine**	**6-0**

* - Overtime # - Shootout

Alex Cousineau
President

Alex Cousineau became the youngest President in ECHL history when he was promoted to the position on April 14, 2025. Cousineau joined the Lions as hockey operations coordinator during the team's inaugural 2021-22 season. He has since risen through the team's ranks, becoming assistant general manager of hockey operations during the 2023-24 season. He was named vice president of business development when Spire Holdings acquired the Lions in spring 2024, and subsequently became executive vice president in fall 2024.

6000 Rue de Colisee, Trois-Rivières, QC G9B 0Y7

Office . . . . . (819) 519-1634
Arena . . . . . .Colisée Videotron
Team Colors . . . . . .Blue, White
Email . . . . . .info@lions3r.com
Capacity 4,500
Broadcaster . . . . . .Olivier Larose-Desnoyers

Team Directory

President . . . . . .Alex Cousineau
Director of Sales . . . . . .Étienne Lebel-Michaud
Marketing and Communications Director . . . . . .Laurence Berthold
Operations and Events Manager . . . . . .Keryane Gendreau
General Manager/Head Coach . . . . . .Ron Choules
Assistant Coach . . . . . .Luc-Olivier Blain
Video Coach and Hockey Operations Coordinator . . . . . .Taylor Roberts
Head Equipment Manager . . . . . .Christian Tremblay
Head Athletic Trainer . . . . . .Erin Dupuis
Communications and Community Relations Coordinator . . . . . .Olivier Larose-Desnoyers
Social Media & Digital Content Coordinator . . . . . .Anne Robitaille
Corporate Partnerships Coordinator . . . . . .Sébastien Doucet
Game Operations . . . . . .Carl Abran
Operations and Events Coordinator . . . . . .Catherine Laferté
Sales Representatives . . . . . .Marc-Antoine Brunel, Marc-Étienne Baril, Louis Gaudet

Tulsa Oilers

NHL Affiliate: Anaheim Ducks

AHL Affiliate: San Diego Gulls

Year-by-Year Record

		Home					Away					Overall							
Season	GP	W	L	T	OT	SO	W	L	T	OT	SO	W	L	T	OT	SO	GF	GA	PTS
2025-26	72	15	17	4	1-4	0-0	14	21	1	3-1	0-0	29	38	5	4-5	0-0	196	255	63
2024-25	72	18	13	5	2-3	0-2	22	11	3	5-2	1-1	40	24	8	7-5	1-3	244	212	88
2023-24	72	18	13	5	5-5	0-0	12	20	4	0-3	1-1	30	33	9	5-8	1-1	222	233	69
2022-23	72	15	17	4	1-3	1-1	7	24	5	1-5	0-0	22	41	9	2-8	1-1	203	279	53
2021-22	72	20	14	2	3-1	0-1	16	16	4	3-2	0-2	36	30	6	6-3	0-3	220	220	78
2020-21	72	14	14	8	2-5	1-3	16	14	6	2-6	0-0	30	28	14	4-11	1-3	180	203	74
2019-20	63	17	13	3	1-3	2-0	12	13	5	0-4	0-1	29	26	8	1-7	2-1	199	196	66
2018-19	72	22	10	4	2-2	1-2	20	14	2	3-2	0-0	42	24	6	5-4	1-2	236	198	90
2017-18	72	16	16	4	1-1	0-3	15	13	8	2-2	0-6	31	29	12	3-3	0-9	214	233	74
2016-17	72	15	17	4	2-4	2-0	12	20	4	1-2	1-2	27	37	8	3-6	3-2	194	241	62
2015-16	72	22	10	4	5-3	4-1	15	20	1	0-0	3-1	37	30	5	5-3	7-2	191	191	79
2014-15	72	18	16	2	2-1	3-1	19	13	4	1-2	3-2	37	29	6	3-3	6-3	248	244	80

T - Includes Overtime and Shootout Losses

Year-by-Year Results

Season	Finished	Result	Season	Finished	Result
2026	7th, Mountain	Out of Playoffs	2020	4th, Mountain	No Playoffs due to COVID-19
2025	4th, South	Lost Division Semifinals	2019	1st, Mountain	Lost Conference Finals
2024	4th, Mountain	Lost Division Semifinals	2018	5th, Mountain	Out of Playoffs
2023	7th, Mountain	Out of Playoffs	2017	5th, Central	Out of Playoffs
2022	4th, Mountain	Lost Division Semifinals	2016	3rd, Central	Out of Playoffs
2021	5th, Western	Out of Playoffs	2015	4th, Central	Lost Division Semifinals

All-Time Record vs. Other Clubs

Team	W-L-T	Team	W-L-T	Team	W-L-T	Team	W-L-T
Adirondack	0-0-0	Greensboro	0-0-0	Maine	1-1-1	South Carolina	1-1-0
Allen	77-65-17	Greenville	4-1-1	New Mexico	0-0-0	Tahoe	5-12-1
Atlanta	2-2-0	Idaho	27-28-9	Norfolk	0-0-0	Toledo	3-4-1
Bloomington	1-2-0	Indy	6-15-6	Orlando	0-2-0	Trenton	0-0-0
Cincinnati	2-9-0	Jacksonville	0-2-0	Rapid City	45-46-12	Trois-Rivieres	1-1-0
Florida	3-1-0	Kalamazoo	5-7-3	Reading	0-0-0	Wheeling	5-2-0
Fort Wayne	4-7-3	Kansas City	47-64-13	Savannah	0-0-0	Wichita	87-35-15
						Worcester	1-1-0

Web - TulsaOilers.com

Club Records

Players

Most Points, Season	77	Drew Fisher, 2014-15
Most Points, Game	6	Blake McLaughlin vs. Idaho, Feb. 24, 2024
Most Goals, Season	41	Adam Pleskach, 2014-15
Most Goals, Game	4	four times, most recent:
		Andrew Lucas vs. Rapid City, Oct. 19, 2024
Most Assists, Season	59	Drew Fisher, 2014-15
Most Assists, Game	4	four times, most recent:
		Jack Doremus vs. Wichita, Dec. 5, 2021
Most PIM, Season	200	Tommy Mele, 2014-15
Most PIM, Game	30	Mathieu Gagnon at Rapid City, Jan. 2, 2016

Goaltenders

Most Appearances	52	Kevin Carr, 2014-15
Most Minutes	3,015	Kevin Carr, 2014-15
Most Wins	30	Kevin Carr, 2014-15
Most Losses	21	Kevin Carr, 2015-16
Most OT/SO Losses	5	Colten Ellis, 2022-23
		Devin Williams, 2017-18
Most Shots	1,557	Kevin Carr, 2014-15
Most Saves	1,420	Kevin Carr, 2014-15
Most Shutouts	4	Vyacheslav Buteyets, 2024-25
		Devin Williams, 2017-18
Lowest GAA	2.12	Devin Williams, 2018-19
Best Save Percentage	.918	Devin Williams, 2020-21

Team

Most Points	90	2018-19
Fewest Points	53	2022-23
Most Wins	42	2018-19
Fewest Wins	22	2022-23
Most Losses	41	2022-23
Fewest Losses	24	2024-25
		2018-19
Most Goals Scored	248	2014-15
Fewest Goals Against	191	2015-16
Most Penalty Minutes	1,350	2014-15

Longest Winning Streak

Overall	6	Oct. 15-28, 2016
Home	9	Oct. 21-Nov. 12, 2016
Road	6	Dec. 30, 2018-Jan. 18, 2019
		Feb. 13-27, 2015

Longest Winless Streak

Overall	11	Dec. 1-27, 2018
Home	4	Dec. 13-21, 2014
Road	9	Mar. 4-Apr. 1, 2017
		Jan. 29-Mar. 11, 2016

Regular Season Game Attendance Record
16,759 vs. Wichita, Mar. 31, 2017
Postseason Game Attendance
6,431 vs. Toledo, May 17, 2019
Regular Season Attendance Record
273,042, 2024-25

Playoff Record vs. Current Teams

	Series	W	L	GP	W	L	GF	GA	Last Mtg	Rnd	Result
Allen	1	0	1	5	1	4	14	18	2015	DSF	L 1-4
Idaho	1	1	0	6	4	2	13	10	2019	DF	W 4-2
Kansas City	3	1	2	17	6	11	43	51	2025	DSF	L 2-4
Toledo	1	0	1	7	3	4	16	24	2019	CF	L 3-4
Utah	1	0	1	7	3	4	20	25	2022	DSF	L 3-4

All-Time Playoff Results

Year	Round	Opponent	Result	GF	GA	OT
2025	DSF	Kansas City	L 2-4	11	17	0-1
2024	DSF	Kansas City	L 0-4	6	12	0-0
2022	DSF	Utah	L 3-4	20	25	0-0
2019	CF	Toledo	L 3-4	16	24	1-0
	DF	Idaho	W 4-2	13	10	0-0
	DSF	Kansas City	W 4-3	26	22	1-0

Year	Round	Opponent	Result	GF	GA	OT
2015	DSF	Allen	L 1-4	14	18	0-1

2025-26 Regular Season Statistics

PLAYER	Pos	GP	G	A	PTS	+/-	PIM	PP	PPA	SH	SHA	GW	FG	OT	UA	EN	SOG	SOA	Shots	Sh%
Ryan Lautenbach	F	45	11	23	34	1	28	0	6	2	1	4	3	0	1	1	0	0	100	11.0
Josh Nelson	F	66	16	17	33	-8	12	0	1	2	0	2	3	0	1	1	0	0	109	14.7
Justin Michaelian	F	66	9	21	30	1	34	1	0	0	1	1	0	0	2	2	0	0	122	7.4
Dylan Fitze	F	47	16	13	29	-3	38	5	2	0	0	1	2	0	1	4	0	0	132	12.1
Easton Armstrong	F	52	18	10	28	-3	28	8	1	0	0	1	0	0	1	0	0	0	146	12.3
Drew Elliott	F	37	14	14	28	0	17	1	4	0	0	3	5	0	1	1	0	0	118	11.9
Tyler Poulsen	F	42	12	16	28	2	29	3	2	0	0	1	3	0	1	1	0	0	129	9.3
Tyrell Goulbourne	F	48	9	14	23	8	39	2	1	0	0	1	1	0	1	0	0	0	69	13.0
Jérémie Biakabutuka	D	43	4	19	23	1	30	0	4	0	0	1	0	0	0	0	0	0	118	3.4
Coulson Pitre	F	26	5	16	21	-13	10	3	8	0	0	0	1	0	0	0	0	0	100	5.0
Duggie Lagrone	D	61	8	12	20	2	20	0	3	0	1	2	0	1	0	1	0	0	86	9.3
Adam McMaster	F	39	11	7	18	-8	4	1	1	0	0	3	2	1	1	0	0	0	81	13.6
Lukas Jirousek	F	34	5	12	17	7	32	1	2	1	0	1	1	0	1	0	0	0	74	6.8
Mike McKee	D	72	2	15	17	-9	99	0	1	0	0	1	0	0	0	0	0	0	119	1.7
Owen Lindmark	F	30	6	10	16	-5	6	1	1	1	0	1	0	1	0	2	0	0	54	11.1
Andrei Bakanov	F	30	9	4	13	-4	4	2	1	0	0	0	3	0	1	0	0	0	49	18.4
TOTALS		38	9	4	13	-5	4	2	1	0	0	0	3	0	1	0	0	0	52	17.3
Brodi Stuart	F	26	1	11	12	-4	12	0	5	0	0	0	0	0	0	0	0	0	54	1.9
J.C. Brassard	D	43	0	11	11	-15	36	0	5	0	0	0	0	0	0	0	0	0	71	0.0
TOTALS		50	1	11	12	-23	38	0	5	0	0	0	1	0	0	0	0	0	83	1.2
Jaxsen Wiebe	F	23	3	8	11	-7	29	0	2	0	1	0	2	0	2	0	0	0	51	5.9
Konnor Smith	D	38	8	1	9	-15	33	0	0	0	0	0	1	0	1	1	0	0	96	8.3
Jonny Hooker	F	27	4	5	9	1	4	0	0	0	0	1	2	0	0	0	0	0	39	10.3
Roman Kinal	D	24	2	7	9	8	45	0	2	0	0	0	1	0	0	0	0	0	32	6.3
Zachary Brooks	F	38	1	8	9	-11	12	0	1	0	0	0	0	0	0	0	0	0	44	2.3
Sasha Mutala	F	14	3	4	7	5	10	0	0	0	0	1	0	0	0	0	0	0	41	7.3
Jackson Niedermayer	D	17	1	6	7	0	6	0	1	0	1	0	0	0	0	0	0	0	33	3.0
Connor Fedorek	D	13	2	1	3	-8	2	0	0	0	0	1	0	0	0	0	0	0	23	8.7
TOTALS		43	5	1	6	-19	30	0	0	0	0	1	1	0	0	0	0	0	55	9.1
Zachary Murray	F	9	2	4	6	-2	14	0	1	0	0	0	0	0	0	0	0	0	9	22.2
Michael Davies	D	27	3	2	5	-7	0	1	0	0	0	0	0	0	0	0	0	0	19	15.8
Keegan Iverson	F	35	1	4	5	-3	45	0	0	0	0	0	1	0	0	0	0	0	36	2.8
Tanner Faith	D	37	1	4	5	-3	39	0	0	0	0	0	0	0	0	0	0	0	24	4.2
Kevin Gursoy	RW	9	0	5	5	-7	0	0	2	0	0	0	0	0	0	0	0	0	12	0.0
Jake Lee	D	14	3	1	4	8	17	0	0	0	0	1	0	1	1	0	0	0	22	13.6
Ethan Benz	F	11	1	3	4	-1	0	0	0	0	0	0	0	0	1	0	0	0	14	7.1
German Yavaş	F	24	1	2	3	-3	10	0	0	0	0	0	0	0	0	0	0	0	36	2.8
TOTALS		46	1	3	4	-10	65	0	0	0	0	0	0	0	0	0	0	0	49	2.0
Cade McNelly	F	41	3	0	3	-14	83	0	0	0	0	1	0	0	0	0	0	0	19	15.8
David Tendeck	G	9	0	1	1	0	0	0	0	0	0	0	0	0	0	0	0	0	0	0.0
TOTALS		27	0	3	3	0	0	0	0	0	0	0	0	0	0	0	0	0	0	0.0
Ian Amsbaugh	F	8	1	1	2	5	0	0	0	0	0	1	0	0	1	0	0	0	8	12.5
Will Francis	D	2	0	2	2	2	2	0	0	0	0	0	0	0	0	0	0	0	4	0.0
Matt Koethe	F	5	0	1	1	-3	2	0	0	0	0	0	0	0	0	0	0	0	6	0.0
Jeff Faith	D	20	0	1	1	-14	19	0	0	0	0	0	0	0	0	0	0	0	15	0.0
Dakota Seaman	F	24	0	1	1	-12	38	0	0	0	0	0	0	0	0	0	0	0	12	0.0
Vyacheslav Buteyets	G	44	0	1	1	0	10	0	0	0	0	0	0	0	0	0	0	0	0	0.0
Noah Giesbrecht	G	2	0	0	0	0	0	0	0	0	0	0	0	0	0	0	0	0	0	0.0
Kyle Heitzner	F	1	0	0	0	0	0	0	0	0	0	0	0	0	0	0	0	0	1	0.0
TOTALS		3	0	0	0	-1	2	0	0	0	0	0	0	0	0	0	0	0	1	0.0
Troy Kobryn	G	3	0	0	0	0	0	0	0	0	0	0	0	0	0	0	0	0	0	0.0
Christian Propp	G	3	0	0	0	0	0	0	0	0	0	0	0	0	0	0	0	0	0	0.0
Dmitri Toporowski	D	3	0	0	0	-3	0	0	0	0	0	0	0	0	0	0	0	0	1	0.0
Will van der Veen	D	4	0	0	0	-1	0	0	0	0	0	0	0	0	0	0	0	0	6	0.0
Dallas Comeau	F	5	0	0	0	-2	0	0	0	0	0	0	0	0	0	0	0	0	6	0.0
Jake Sibell	G	9	0	0	0	0	0	0	0	0	0	0	0	0	0	0	0	0	0	0.0
TOTALS		10	0	0	0	0	0	0	0	0	0	0	0	0	0	0	0	0	0	0.0
Tomas Suchanek	G	12	0	0	0	0	15	0	0	0	0	0	0	0	0	0	0	0	0	0.0
Matthew Henry	F	14	0	0	0	-5	54	0	0	0	0	0	0	0	0	0	0	0	11	0.0
BENCH		72	0				10												0	
TEAM TOTALS		**72**	**196**	**318**	**514**	**-142**	**977**	**29**	**57**	**6**	**5**	**29**	**31**	**4**	**18**	**14**	**0**	**0**	**2351**	**8.3**

GOALIE	GP	MINS	W	L	OTL	SL	SO	EN	GA	GAA	SO	GP	SOW	SA	SVS	SV%
Vyacheslav Buteyets	44	2471	18	19	5	0	2	5	128	3.11	0	0		1385	1257	0.908
Jake Sibell	9	373	4	2	0	0	1	1	15	2.41	0	0		199	184	0.925
TOTALS	10	436	4	2	1	0	1	1	23	3.16	0	0		235	212	0.902
David Tendeck	9	426	4	2	0	0	0	0	25	3.53	0	0		226	201	0.889
TOTALS	27	1392	12	9	0	0	3	2	75	3.23	1	1		826	751	0.909
Noah Giesbrecht	2	117	0	2	0	0	0	1	8	4.11	0	0		70	62	0.886
Tomas Suchanek	12	633	3	8	0	0	0	1	45	4.27	0	0		389	344	0.884
Troy Kobryn	3	148	0	2	0	0	0	0	11	4.45	0	0		87	76	0.874
Christian Propp	3	150	0	3	0	0	0	1	14	5.61	0	0		93	79	0.849
Empty Net		28							9					9		
TEAM TOTALS	**72**	**4318**	**29**	**38**	**5**	**0**	**3**	**9**	**255**	**3.52**	**0**	**0**		**2458**	**2203**	**0.896**

Rob Murray
Head Coach/Director of Hockey Operations

Rob Murray enters his 10th season with the Tulsa Oilers after spending the previous six seasons as head coach of the Alaska Aces. He enters the 2026-27 season third in ECHL history with 1,070 games coached and fifth with 520 wins. In 2018-19, Murray was runner-up for the ECHL Coach of the Year award and was named ECHL General Manager of the Year after leading to the Oilers to their first division title since the 1975-76 season, when they won the regular season and playoff championship in the six-team Central Hockey League. The Oilers qualified for the Kelly Cup Playoffs for the first time since 2015 with a 16-point improvement over the 2017-18 season and advanced to the Western Conference Finals. In 2013-14, Murray led the Aces to an ECHL record fourth consecutive - and Murray's third straight - Brabham Cup as ECHL regular-season champions with 97 points and to the team's third Kelly Cup title with a 4 games to 2 win over Cincinnati. In his first season with the Aces in 2011-12, Murray was named a co-recipient of the John Brophy Award as ECHL Coach of the Year, leading the club to its sixth division title in nine ECHL seasons. Prior to joining Alaska, Murray spent eight seasons with the Providence Bruins of the American Hockey League. He was the club's assistant coach from 2004-08, working alongside former ECHL player and coach Scott Gordon. When Gordon was hired as head coach of the New York Islanders prior to the 2008-09 season, Murray was elevated to head coach in Providence. In his first season as head coach, Murray led the P-Bruins to a 43-29-8 record and a berth in the Eastern Conference Finals. He finished his three-year tenure with a 117-103-20 regular-season record. While in Providence, he coached seven players who went on to win the Stanley Cup with Boston in 2011. Prior to his coaching career, Murray enjoyed a 16-year playing career that included 107 National Hockey League games with Washington, Winnipeg and Phoenix. Murray ranks seventh in American Hockey League history with 1,018 games played and is second with 2,940 career penalty minutes and in 2017, he was inducted ino the AHL Hall of Fame. Over 500 of his AHL games came with the Springfield Falcons, and he is that club's all-time leader in games played, assists, career penalty minutes and single-season penalty minutes. Murray's number 23 was retired by the Falcons, making him one of just two players in team history to have his jersey retired, alongside Hockey Hall of Famer Eddie Shore. Murray and his wife Carolyn have five children - Taylor, Zack, Quinn, Brendan and Mackenzie.

Coaching Record		**Regular Season**				**Playoffs**		
Season	**Team**	**Games**	**W**	**L**	**T**	**Games**	**W**	**L**
2008-09	Providence (AHL)	80	43	29	8	16	9	7
2009-10	Providence (AHL)	80	36	38	6	--	--	--
2010-11	Providence (AHL)	80	38	36	6	--	--	--
2011-12	**Alaska Aces (ECHL)**	**72**	**43**	**18**	**11**	**10**	**5**	**5**
2012-13	**Alaska Aces (ECHL)**	**72**	**49**	**15**	**8**	**11**	**6**	**5**
2013-14	**Alaska Aces (ECHL)**	**71**	**45**	**19**	**7**	**21**	**16**	**5**
2014-15	**Alaska Aces (ECHL)**	**72**	**35**	**30**	**7**	**--**	**--**	**--**
2015-16	**Alaska Aces (ECHL)**	**72**	**27**	**38**	**7**	**--**	**--**	**--**
2016-17	**Alaska Aces (ECHL)**	**72**	**32**	**30**	**10**	**--**	**--**	**--**
2017-18	**Tulsa Oilers (ECHL)**	**72**	**31**	**29**	**12**	**--**	**--**	**--**
2018-19	**Tulsa Oilers (ECHL)**	**72**	**42**	**24**	**6**	**20**	**11**	**9**
2019-20	**Tulsa Oilers (ECHL)**	**63**	**29**	**26**	**8**	**--**	**--**	**--**
2020-21	**Tulsa Oilers (ECHL)**	**72**	**30**	**28**	**14**	**--**	**--**	**--**
2021-22	**Tulsa Oilers (ECHL)**	**72**	**36**	**30**	**6**	**7**	**3**	**4**
2022-23	**Tulsa Oilers (ECHL)**	**72**	**22**	**41**	**9**	**--**	**--**	**--**
2023-24	**Tulsa Oilers (ECHL)**	**72**	**30**	**33**	**9**	**4**	**0**	**4**
2024-25	**Tulsa Oilers (ECHL)**	**72**	**40**	**24**	**8**	**6**	**2**	**4**
2025-26	**Tulsa Oilers (ECHL)**	**72**	**29**	**38**	**5**	**--**	**--**	**--**
	ECHL Totals	**1070**	**520**	**423**	**127**	**79**	**43**	**36**

Coaching History

Year	**Coach**	**STD**	**W**	**L**	**T**	**PTS**	**Playoffs**
2025-26	Rob Murray	7-M	29	38	5	63	Out of Playoffs
2024-25	Rob Murray	4-M	40	24	8	88	Lost Division Semifinals
2023-24	Rob Murray	4-M	30	33	9	69	Lost Division Semifinals
2022-23	Rob Murray	7-M	22	41	9	53	Out of Playoffs
2021-22	Rob Murray	4-M	36	30	6	78	Lost Division Semifinals
2020-21	Rob Murray	5-W	30	28	14	74	Out of Playoffs
2019-20	Rob Murray	4-M	29	26	8	66	No Playoffs due to COVID-19
2018-19	Rob Murray	1-M	42	24	6	90	Lost Conference Finals
2017-18	Rob Murray	5-M	31	29	12	74	Out of Playoffs
2016-17	Jason Christie	5-C	27	37	8	62	Out of Playoffs
2015-16	Jason Christie	3-C	37	30	5	79	Out of Playoffs
2014-15	Bruce Ramsay	4-C	37	29	6	80	Lost Division Semifinals

2026-27 Schedule

Sat.	**Oct. 17**	**Allen**	**Sun.**	**Dec. 20**	**New Mexico**	**Fri.**	**Feb. 19**	**Wichita**
Fri.	Oct. 23	at Wichita	**Sat.**	**Dec. 26**	**Allen**	Sat.	Feb. 20	at Kansas City
Tue.	**Oct. 27**	**Allen**	Sun.	Dec. 27	at Allen	Sun.	Feb. 21	at Kansas City
Thu.	**Oct. 29**	**Wichita**	Thu.	Dec. 31	at Kansas City	Wed	Feb. 24	at Allen
Fri.	**Oct. 30**	**Wichita**	Fri.	Jan. 1	at Kansas City	Fri.	Feb. 26	at Savannah
Sat.	Oct. 31	at Wichita	**Sat.**	**Jan. 2**	**Kansas City**	Sat.	Feb. 27	at Savannah
Sat.	Nov. 7	at Wichita	Fri.	Jan. 8	at Tahoe	Fri.	Mar. 5	at Tahoe
Sun.	**Nov. 8**	**Wichita**	Sat.	Jan. 9	at Tahoe	Sat.	Mar. 6	at Tahoe
Thu.	Nov. 12	at Kansas City	Sun.	Jan. 10	at Tahoe	Sun.	Mar. 7	at Tahoe
Sat.	**Nov. 14**	**Allen**	**Wed.**	**Jan. 13**	**Idaho**	Fri.	Mar. 12	at Idaho
Sun.	**Nov. 15**	**Allen**	**Fri.**	**Jan. 15**	**Idaho**	Sat.	Mar. 13	at Idaho
Sat.	Nov. 21	at Wichita	**Sat.**	**Jan. 16**	**Idaho**	**Fri.**	**Mar. 19**	**Rapid City**
Wed.	Nov. 25	at Wichita	**Sun.**	**Jan. 17**	**Wichita**	**Sat.**	**Mar. 20**	**Rapid City**
Fri.	**Nov. 27**	**Worcester**	Fri.	Jan. 22	at Wheeling	**Sun.**	**Mar. 21**	**Rapid City**
Sat.	**Nov. 28**	**Worcester**	Sat.	Jan. 23	at Wheeling	Wed.	Mar. 24	at New Mexico
Sun.	**Nov. 29**	**Worcesterr**	**Fri.**	**Jan. 29**	**Idaho**	Fri.	Mar. 26	at New Mexico
Fri.	**Dec. 4**	**Kansas City**	**Sat.**	**Jan. 30**	**Idaho**	Sat.	Mar. 27	at New Mexico
Sat.	**Dec. 5**	**Kansas City**	**Sun.**	**Jan. 31**	**Idaho**	Wed.	Mar. 31	at Wichita
Sun.	**Dec. 6**	**Wichita**	**Fri.**	**Feb. 5**	**Allen**	**Fri.**	**Apr. 2**	**Tahoe**
Wed.	Dec. 9	at Idaho	**Sat.**	**Feb. 6**	**Wichita**	**Sat.**	**Apr. 3**	**Tahoe**
Fri.	Dec. 11	at Idaho	**Sun.**	**Feb. 7**	**Wichita**	**Sun.**	**Apr. 4**	**Tahoe**
Sat.	Dec. 12	at Idaho	**Fri.**	**Feb. 12**	**Kansas City**	Wed.	Apr. 7	at Rapid City
Fri.	**Dec. 18**	**New Mexico**	Sat.	Feb. 13	at Kansas City	Fri.	Apr. 9	at Rapid City
Sat.	**Dec. 19**	**New Mexico**	Tue.	Feb. 16	at Allen	Sat.	Apr. 10	at Rapid City

2025-26 Results

Oct. 17	at Iowa	1-2	**Dec. 20**	**Allen**	**0-6**	**Feb. 27**	**Rapid City**	**2-0**
Oct. 19	at Iowa	5-4	**Dec. 21**	**Utah**	**4-7**	**Feb. 28**	**Rapid City**	**7-5**
Oct. 24	**Tahoe**	**1-4**	Dec. 31	at Allen	4-8	**Mar. 1**	**Rapid City**	**6-3**
Oct. 26	**Tahoe**	**2-5**	**Jan. 2**	**Iowa**	**4-2**	Mar. 4	at Kansas City	1-6
Oct. 28	**Kansas City**	**1-5**	**Jan. 3**	**Iowa**	**3-2**	Mar. 6	at Allen	4-1
Oct. 31	at Kansas City	4-2	**Jan. 4**	**Kansas City**	**0-1**	Mar. 7	at Allen	4-6
Nov. 1	at Kansas City	4-3	Jan. 7	at Kansas City	2-5	Mar. 8	at Allen	1-7
Nov. 2	**Wichita**	**3-1**	Jan. 9	at Kansas City	2-3	Mar. 12	at Utah	1-7
Nov. 7	**Allen**	**4-1**	Jan. 10	at Kansas City	1-5	Mar. 14	at Utah	4-3*
Nov. 9	**Allen**	**4-3***	**Jan. 16**	**Allen**	**1-4**	Mar. 15	at Utah	3-4
Nov. 15	at Allen	4-2	**Jan. 17**	**Allen**	**5-2**	Mar. 18	at Idaho	3-1
Nov. 21	**Utah**	**1-3**	Jan. 24	at Wichita	0-1	Mar. 20	at Idaho	0-6
Nov. 22	**Utah**	**4-5**	Jan. 25	at Wichita	5-7	Mar. 21	at Idaho	4-3*
Nov. 28	at Tahoe	2-7	**Jan. 30**	**Idaho**	**1-2***	**Mar. 25**	**Trois-Rivières**	**0-1**
Nov. 29	at Tahoe	3-7	**Jan. 31**	**Idaho**	**1-6**	**Mar. 28**	**Trois-Rivières**	**5-3**
Nov. 30	at Tahoe	2-5	**Feb. 1**	**Idaho**	**2-3***	Apr. 1	at Rapid City	5-0
Dec. 5	**Wichita**	**4-5**	**Feb. 5**	**Kansas City**	**0-1***	Apr. 3	at Rapid City	5-1
Dec. 6	at Wichita	1-4	Feb. 6	at Kansas City	2-3	Apr. 4	at Rapid City	6-4
Dec. 7	**Kansas City**	**1-4**	**Feb. 13**	**Allen**	**2-0**	Apr. 8	at Kansas City	2-1
Dec. 11	**Tahoe**	**1-4**	**Feb. 14**	**Allen**	**3-5**	**Apr. 10**	**Idaho**	**3-1**
Dec. 12	**Tahoe**	**3-2**	**Feb. 15**	**Allen**	**1-2***	**Apr. 11**	**Idaho**	**1-4**
Dec. 14	**Tahoe**	**3-2**	Feb. 19	at Greenville	2-3*	**Apr. 12**	**Idaho**	**3-7**
Dec. 17	at Allen	2-5	Feb. 21	at Greenville	3-4	**Apr. 17**	**Kansas City**	**3-1**
Dec. 19	at Allen	3-5	Feb. 22	at Greenville	5-2	Apr. 18	at Wichitat	7-6*

* - Overtime # - Shootout

Taylor Hall
General Manager

Entering his 19th season as General Manager, Hall oversees all day-to-day operations of the Oilers' front office. From forming partnerships with local businesses to increasing attendance and ensuring a memorable fan experience, Hall is involved in every aspect of the Oilers' operation. With his infectious enthusiasm for the game of hockey, Hall has played an integral role in expanding the Oilers' fan base and increasing the visibility of the team in the community. A native of Regina, Saskatchewan, Hall formed a deep connection to the Oilers as a player-assistant coach for the during Tulsa's run to the Central Hockey League championship in 1993. In addition to playing for the Oilers, Hall's 12-year professional career included time with the NHL's Vancouver Canucks and Boston Bruins. Hall retired with the Oilers in 1996 and spent five seasons as a head coach in the Central Hockey League.

4143 S Yale Ave., Tulsa, OK 74135

Office . . . . . .(918) 632-7825
Arena . . . . . .BOK Center
Radio Station . . . .Tulsa Oilers Radio Network
Team Colors . . . . . Red, Blue, Silver

Email . . . . . .luke@tulsaoilers.com
Capacity 17,096
Broadcaster. . . . . Luke Hamilton

Team Directory

Owner . . . . . .Andy Scurto
General Manager . . . . . .Taylor Hall
Head Coach/Director of Hockey Operations . . . . . .Rob Murray
Vice President of Operations . . . . . .Jessica Adams
Vice President of Ticket Sales . . . . . .Shawn Watring
Vice President of Brand and Marketing . . . . . .Amy Henderson
Vice President of Corporate Partnerships . . . . . .Nick Barr
Vice President of Team Services . . . . . .Desiree Saczynski
Director of Season Ticket Sales . . . . . .Nathan Tyahla
Director of Game Operations . . . . . .Adam Schuh
Director of Media Relations/Broadcaster . . . . . .Luke Hamilton
Director of Group Sales . . . . . .Garrett Ward
Retail Sales & Operations Manager . . . . . .Kathleen Corser
Social Media Manager . . . . . .Delaney Hamilton
Manager of Ticket Operations . . . . . .Lucas Blanchard
Account Executives . . . . . .Paige Phipps, Dragon Sullivan, Chera Trent
Corporate Ambassadors . . . . . .Tommy Cooper, Maddie McIntyre
Retail Merchandising Associate . . . . . .Annie Collier
Executive Assistant . . . . . .Saige Maxville
Associate Coach . . . . . .Bruce Ramsay
Athletic Trainer . . . . . .Sara Latos
Equipment Manager . . . . . Chris Mayes

Wheeling Nailers

NHL Affiliate: Columbus Blue Jackets **AHL Affiliate:** Cleveland Monsters

Year-by-Year Record

		Home					Away					Overall							
Season	**GP**	**W**	**L**	**T**	**OT**	**SO**	**W**	**L**	**T**	**OT**	**SO**	**W**	**L**	**T**	**OT**	**SO**	**GF**	**GA**	**PTS**
2025-26	72	24	8	4	2-2	0-2	22	12	2	6-3	3-3	46	20	6	6-3	3-3	231	175	98
2024-25	72	24	10	2	2-2	2-1	19	15	2	3-2	0-0	43	25	4	3-3	2-1	225	194	90
2023-24	71	21	13	1	3-0	0-1	17	15	4	3-4	1-0	38	28	5	6-4	1-1	232	204	81
2022-23	72	15	17	4	0-4	1-0	14	21	1	4-1	1-0	29	38	5	4-5	2-0	223	244	63
2021-22	72	19	15	2	6-2	0-0	18	16	2	2-2	0-0	37	31	4	8-4	0-0	243	247	78
2020-21	68	14	16	3	2-2	1-1	8	23	4	4-3	2-1	22	39	7	4-6	1-1	196	241	51
2019-20	59	15	13	2	2-2	0-0	9	17	3	2-3	0-0	24	30	5	4-5	0-0	163	206	53
2018-19	72	17	13	6	2-4	1-2	14	18	4	1-3	3-2	31	31	10	3-6	4-4	239	240	72
2017-18	72	21	12	3	4-3	2-0	14	16	6	1-5	0-1	35	28	9	5-8	2-1	248	245	79
2016-17	72	21	11	4	1-4	0-0	13	19	4	1-4	1-0	34	30	8	2-8	1-0	244	239	76
2015-16	72	18	14	4	1-2	0-2	19	12	5	4-3	0-2	37	26	9	5-5	0-4	214	211	83
2014-15	72	22	12	2	1-1	2-1	15	21	0	0-0	2-0	37	33	2	1-1	4-1	210	213	76
2013-14	72	21	12	3	3-0	3-3	18	15	3	3-1	0-2	39	27	6	6-1	3-5	216	196	84
2012-13	72	21	8	7	2-1	4-6	10	21	5	1-2	3-3	31	29	12	3-3	7-9	193	225	74
2011-12	72	20	13	3	3-1	3-2	17	13	6	0-3	0-3	37	26	9	3-4	3-5	219	202	83
2010-11	72	20	14	2	1-0	1-2	18	15	3	1-0	0-3	38	29	5	2-0	1-5	230	210	81
2009-10	72	17	13	6	3-2	0-4	16	19	1	2-0	3-1	33	32	7	5-2	3-5	240	249	73
2008-09	72	20	11	5	1-1	2-4	16	17	3	0-1	3-2	36	28	8	1-2	5-6	263	260	80
2007-08	72	13	18	5	1-3	0-2	9	25	2	2-0	2-2	22	43	7	3-3	2-4	186	284	51
2006-07	72	18	14	4	2-2	4-2	14	20	2	1-0	0-2	32	34	6	3-2	4-4	215	255	70
2005-06	72	22	10	4	0-2	1-2	23	11	2	2-1	1-1	45	21	6	2-3	2-3	247	186	96
2004-05	72	23	11	2	3-1	3-1	15	18	3	3-1	3-2	38	29	5	6-2	6-3	171	173	81
2003-04	72	28	5	3	0-0	4-3	23	12	1	1-0	5-1	51	17	4	1-0	9-4	259	188	106
2002-03	72	16	18	2	0-2	3-0	12	23	1	1-0	4-1	28	41	3	1-2	7-1	193	261	59
2001-02	72	19	16	1	0-0	2-1	17	16	3	0-2	6-1	36	32	4	0-1	8-2	213	208	76
2000-01	72	16	14	6	3-2	1-4	8	26	2	1-0	1-2	24	40	8	4-2	2-6	192	277	56
1999-00	70	14	19	2	---	5-2	11	21	3	---	3-3	25	40	5	---	8-5	230	226	55
1998-99	70	17	16	2	---	2-2	10	21	4	---	3-4	27	37	6	---	5-6	206	249	60
1997-98	70	23	7	5	---	5-5	14	17	4	---	3-4	37	24	9	---	8-9	255	255	83
1996-97	70	25	9	1	---	6-1	11	20	4	---	3-4	36	29	5	---	9-5	298	291	77
1995-96	70	22	9	4	---	1-4	20	14	1	---	7-1	42	23	5	---	8-5	289	261	89
1994-95	68	27	6	1	0-0	2-1	19	11	4	3-0	4-4	46	17	5	3-0	6-5	313	243	97
1993-94	68	20	10	4	0-1	2-3	18	13	3	1-2	3-1	38	23	7	1-3	5-4	327	289	83
1992-93	64	24	6	2	0-1	3-1	16	10	6	1-1	1-5	40	16	8	1-2	4-6	314	223	88
1991-92#	64	21	9	2	2-1	3-1	15	15	2	0-0	3-2	36	24	4	2-1	6-3	270	245	76
1990-91#	64	12	20	0	1-0	3-0	8	21	3	0-1	1-2	20	41	3	1-1	4-2	228	323	43
1989-90#	60	21	5	3	4-0	1-3	17	11	3	1-1	2-2	38	16	6	5-1	3-5	312	257	82
1988-89*	60	18	12	0	0-0	2-0	9	20	1	2-1	1-0	27	32	1	2-2	3-1	266	329	55

* - Carolina Thunderbirds # - Winston-Salem Thunderbirds

Year-by-Year Results

Season	**Finished**	**Result**
2026	1st, North	Lost Conference Finals
2025	2nd, North	Lost Division Semifinals
2024	3rd, Central	Lost Division Finals
2023	6th, Central	Out of Playoffs
2022	3rd, Central	Lost Division Finals
2021	7th, Eastern	Out of Playoffs
2020	6th, Central	No Playoffs due to COVID-19
2019	6th, Central	Out of Playoffs
2018	5th, North	Out of Playoffs
2017	5th, North	Out of Playoffs
2016	2nd, North	Lost Kelly Cup Finals
2015	4th, North	Lost Division Semifinals
2014	2nd, Atlantic	Lost Conference Semifinals
2013	3rd, Atlantic	Out of Playoffs
2012	2nd, Atlantic	Lost Conference Quarterfinals
2011	2nd, North	Lost Conference Finals
2010	4th, North	Out of Playoffs
2009	4th, North	Lost Division Semifinals
2008	7th, North	Out of Playoffs
2007	7th, North	Out of Playoffs
2006	2nd, North	Lost Division Finals
2005	6th, North	Out of Playoffs
2004	1st, Northern	Lost Division Semifinals
2003	6th, Northwest	Out of Playoffs
2002	5th, Northwest	Out of Playoffs
2001	6th, Northwest	Out of Playoffs
2000	5th, Northwest	Out of Playoffs
1999	6th, Northwest	Out of Playoffs
1998	2nd, North	Lost Conference Finals
1997	4th, North	Lost First Round
1996	2nd, North	Lost Second Round
1995	1st, North	Lost First Round
1994	3rd, North	Lost Semifinals
1993	1st, East	Lost Riley Cup Finals
1992#	3rd, East	Lost First Round
1991#	6th, West	Out of Playoffs
1990#	1st	Lost Riley Cup Finals
1989*	4th	Won Riley Cup

* - Carolina Thunderbirds # - Winston-Salem Thunderbirds

All-Time Record vs. Other Clubs

Team	**W-L-T**	**Team**	**W-L-T**	**Team**	**W-L-T**	**Team**	**W-L-T**
Adirondack	10-6-1	Greensboro	7-1-0	Maine	4-4-2	South Carolina	12-18-1
Allen	1-0-0	Greenville	16-18-5	New Mexico	0-0-0	Tahoe	0-0-0
Atlanta	11-9-3	Idaho	3-5-0	Norfolk	27-11-2	Toledo	114-120-17
Bloomington	3-0-0	Indy	41-41-11	Orlando	9-12-3	Trenton	0-0-0
Cincinnati	89-73-22	Jacksonville	3-2-0	Rapid City	6-0-0	Trois-Rivieres	9-2-1
Florida	9-10-5	Kalamazoo	42-42-8	Reading	112-103-22	Tulsa	2-4-1
Fort Wayne	38-54-5	Kansas City	3-4-0	Savannah	0-0-0	Wichita	2-2-0
						Worcester	15-8-2

Web - WheelingNailers.com

Club Records

Players

Most Points, Season	117	Devin Edgerton, 1992-93
Most Points, Game	7	five times, most recent: T.J. Fox vs. Kalamazoo, Feb. 6, 2010
Most Goals, Season	62	Darren Schwartz, 1992-93
Most Goals, Game	5	Trent Kaese vs. Johnstown, Jan. 14, 1990
Most Assists, Season	71	Devin Edgerton, 1992-93
Most Assists, Game	6	Len Soccio vs. Greensboro, Dec. 29, 1989
Most PIM, Season	371	T.J. Reynolds, 2002-03
Most PIM, Game	41	Keith Bland at Peoria, Mar. 7, 2000

Goaltenders

Most Appearances	59	Andy Franck, 2006-07
Most Minutes	3,465	Andy Franck, 2006-07
Most Wins	33	Andy Franck, 2005-06
Most Losses	26	Andy Franck, 2006-07
Most OT/SO Losses	7	Francis Ouellette, 1992-93, Joel Laing, 2000-01
Most Shots	1,923	Andy Franck, 2006-07
Most Saves	1,736	Andy Franck, 2006-07
Most Shutouts	6	Mike Condon, 2013-14
Lowest GAA	1.67	Dany Sabourin, 2004-05
Best Save Percentage	.942	Dany Sabourin, 2004-05

Team

Most Points	106	2003-04
Fewest Points	43	1990-91
Most Wins	51	2003-04
Fewest Wins	20	1990-91
Most Losses	43	2007-08
Fewest Losses	16	1989-90, 1992-93
Most Goals Scored	327	1993-94
Fewest Goals Against	173	2004-05
Most Penalty Minutes	2,271	1997-98

Longest Winning Streak

Overall	12	Jan. 19-Feb.10, 2024 Feb. 20-Mar. 10, 2004
Home	17	Nov. 24, 1994-Feb. 5, 1995
Road	8	Feb. 21-Mar. 10, 2004 Feb. 1-26, 1995

Longest Winless Streak

Overall	9	Dec. 16, 2007-Jan. 4, 2008 Nov. 25-Dec. 14, 2007 Oct. 15-Nov. 6, 1999
Home	7	Dec. 16, 2007-Jan. 4, 2008
Road	12	Feb. 16-Mar. 28, 2001

Regular Season Game Attendance Record
6,656 vs. Dayton, Mar. 19, 1995
Postseason Game Attendance Record
6,202 vs. Toledo, Apr. 17, 1993
Regular Season Attendance Record
170,003, 1993-94

Playoff Record vs. Current Teams

	Series	W	L	GP	W	L	GF	GA	Last Mtg	Rnd	Result
Allen	1	0	1	6	2	4	19	24	2016	Finals	L 2-4
Cincinnati	1	0	1	7	3	4	21	17	2009	DSF	L 3-4
Florida	2	1	1	11	5	6	28	37	2026	CF	L 4-1
Fort Wayne	1	1	0	7	4	3	18	18	2022	DSF	W 4-3
Greenville	2	1	1	13	6	7	31	45	2014	CSF	L 2-4
Indy	1	1	0	5	4	1	19	10	2024	DSF	W 4-1
Kalamazoo	2	0	2	10	3	7	21	36	2012	CQF	L 1-3
Maine	1	1	0	7	4	3	21	21	2026	DF	W 4-3
Norfolk	3	1	2	15	6	9	36	50	2025	DSF	L 1-4
Reading	4	3	1	21	13	8	60	50	2026	DSF	W 4-1
South Carolina	3	3	0	15	11	4	40	33	2016	CF	W 4-3
Toledo	7	1	6	33	10	23	99	119	2024	DF	L 0-4

All-Time Playoff Results

Year	Round	Opponent	Result	GF	GA	OT	Year	Round	Opponent	Result	GF	GA	OT
2026	CF	Floida	L 1-4	7	16	1-0	2004	DSF	Reading	L 2-3	11	13	0-0
	DF	Maine	W 4-3	21	21	2-1	1998	CF	Hampton Roads	L 2-4	12	18	1-2
	DSF	Reading	W 4-1	14	4	1-1		CSF	Toledo	W 3-1	14	8	1-0
2025	DSF	Norfolk	L 1-4	7	19	0-0		CQF	Dayton	W 3-2	15	11	1-1
2024	DF	Toledo	L 0-4	9	17	0-2	1997	1st	Peoria	L 0-3	12	23	0-0
	DSF	Indy	W 4-1	19	10	1-0	1996	2nd	Tallahassee	L 1-3	10	14	0-1
2022	DF	Toledo	L 0-4	8	18	0-0		1st	Columbus (Ohio)	W 3-0	10	5	0-0
	DSF	Fort Wayne	W 4-3	18	18	1-2	1995	1st	Birmingham	L 0-3	9	20	0-0
2016	Finals	Allen	L 2-4	19	24	0-1	1994	SF	Toledo	L 0-3	5	16	0-0
	CF	South Carolina	W 4-3	18	19	2-0		2nd	Hampton Roads	W 3-1	17	13	1-0
	CSF	Reading	W 4-3	22	19	2-0		1st	Nashville	W 2-0	7	3	0-0
	CQF	Florida	W 4-2	21	21	0-0	1993	Finals	Toledo	L 2-4	28	28	0-1
2015	DSF	Toledo	L 3-4	17	18	0-2		SF	Raleigh	W 4-2	24	19	1-1
2014	CSF	Greenville	L 2-4	13	23	1-1		QF	Johnstown	W 3-1	13	9	0-0
	CQF	South Carolina	W 4-0	11	4	1-0	1992	1st	Richmond	L 2-3	22	19	0-0
2012	CQF	Kalamazoo	L 1-3	9	14	0-0	1990	Finals	Greensboro	L 1-4	14	21	0-1
2011	CF	Kalamazoo	L 2-4	12	22	1-0		SF	Nashville	W 4-1	26	15	0-0
	CSF	Greenville	W 4-3	18	22	1-1	1989	Finals	Johnstown	W 4-3	32	33	0-0
	CQF	South Carolina	W 3-1	11	10	2-0		SF	Erie	W 4-0	17	11	0-0
2009	DSF	Cincinnati	L 3-4	21	17	0-1							
2006	DF	Toledo	L 2-3	18	14	0-0							
	DSF	Reading	W 3-1	13	13	0-0							

2025-26 Regular Season Statistics

PLAYER	Pos	GP	G	A	PTS	+/-	PIM	PP	PPA	SH	SHA	GW	FG	OT	UA	EN	SOG	SOA	Shots	Sh%
Blake Bennett	F	12	5	5	10	-4	8	3	1	0	0	2	1	1	0	0	0	1	29	17.2
TOTALS		68	27	34	61	-13	73	9	15	0	0	5	4	2	2	2	2	4	227	11.9
Connor Lockhart	F	70	21	34	55	14	82	5	11	0	0	3	2	0	2	2	0	3	129	16.3
Brent Johnson	D	72	12	43	55	18	47	3	15	0	1	3	2	2	0	2	0	1	130	9.2
Logan Pietila	F	68	18	31	49	17	12	4	5	2	3	3	2	1	4	2	2	5	128	14.1
Matty De St. Phalle	F	55	12	25	37	13	34	2	8	0	0	4	2	1	1	0	1	3	128	9.4
Craig Armstrong	F	68	12	23	35	29	33	1	6	2	0	2	4	0	1	1	0	2	99	12.1
Matthew Quercia	F	62	17	16	33	-3	154	8	7	1	0	1	4	0	1	1	1	2	131	13.0
Brayden Edwards	F	55	14	19	33	1	24	4	4	0	0	1	4	0	1	0	0	1	107	13.1
Tristan Thompson	D	31	2	15	17	8	6	0	3	0	0	1	1	0	0	0	0	1	57	3.5
TOTALS		64	5	26	31	12	26	0	10	0	0	1	1	0	0	0	0	1	130	3.8
Mike Posma	F	46	13	13	26	19	38	0	0	1	1	2	4	0	0	1	0	1	82	15.9
Ryan McAllister	F	24	10	15	25	3	20	1	5	0	0	1	1	0	1	1	0	1	67	14.9
TOTALS		26	10	16	26	2	20	1	5	0	0	1	1	0	1	1	0	1	70	14.3
Max Graham	F	66	11	13	24	-8	101	3	5	0	0	4	2	1	0	0	0	2	105	10.5
Zach Urdahl	F	40	12	7	19	4	4	1	3	1	0	4	2	0	0	0	2	2	107	11.2
David Breazeale	D	57	4	15	19	19	26	0	2	0	0	1	0	0	0	0	0	0	125	3.2
Ryan Mahshie	F	45	6	11	17	-2	21	2	4	0	0	2	2	0	0	1	0	1	76	7.9
Randy Hernández	F	50	7	9	16	11	6	3	1	0	0	2	0	0	0	0	0	1	69	10.1
Tommy Budnick	D	43	3	12	15	11	59	1	0	0	1	0	0	0	0	0	0	0	54	5.6
Tanner Andrew	F	45	5	9	14	4	18	0	0	0	0	0	1	0	0	0	0	1	44	11.4
TOTALS		47	5	9	14	4	18	0	0	0	0	0	1	0	0	0	0	1	46	10.9
Jack Works	F	57	9	4	13	3	36	0	0	0	2	1	3	0	0	1	0	1	97	9.3
Emil Pieniniemi	D	26	6	5	11	2	4	2	2	0	0	1	1	0	0	0	0	0	47	12.8
Daniel Laatsch	D	29	3	8	11	12	6	0	0	1	0	1	0	0	1	1	0	1	36	8.3
Scooter Brickey	D	14	4	6	10	9	8	2	1	0	0	0	0	0	0	0	0	1	32	12.5
Cole Tymkin	F	38	4	5	9	3	82	0	0	0	0	1	0	0	1	0	0	0	22	18.2
Aidan Sutter	D	47	3	6	9	9	52	0	0	0	0	1	1	0	0	0	0	0	69	4.3
Nolan Renwick	F	11	4	4	8	-7	0	1	1	1	0	0	0	0	1	0	0	1	19	21.1
Raivis Ansons	F	11	3	4	7	5	12	0	0	1	0	1	0	0	0	1	0	1	7	42.9
Bogdans Hodass	D	32	2	5	7	6	46	0	1	0	1	0	1	0	1	0	0	0	48	4.2
Eric Parker	D	40	2	5	7	8	20	0	0	0	1	0	1	0	0	0	0	0	57	3.5
Zach Gallant	F	5	1	5	6	2	8	0	2	0	0	0	0	0	0	0	0	0	19	5.3
Jordan Kaplan	F	16	1	5	6	2	2	0	0	0	0	0	1	0	0	0	0	1	14	7.1
Alexander Kuqali	D	23	1	3	4	2	2	0	0	0	0	1	0	0	0	0	0	0	24	4.2
Owen Cole	F	17	0	3	3	-1	4	0	1	0	0	0	0	0	0	0	0	0	12	0.0
TOTALS		36	1	3	4	-9	4	0	1	0	0	0	0	0	0	0	0	0	28	3.6
Finn Harding	D	7	0	4	4	7	4	0	0	0	0	0	0	0	0	0	0	0	10	0.0
Tiernan Shoudy	F	6	1	2	3	3	2	0	0	0	0	0	0	0	0	0	0	0	11	9.1
Maxim Pavlenko	G	26	0	1	1	0	4	0	1	0	0	0	0	0	0	0	0	0	0	0.0
Taylor Gauthier	G	36	0	1	1	0	0	0	1	0	0	0	0	0	0	0	0	0	0	0.0
Jaxon Castor	G	2	0	0	0	0	0	0	0	0	0	0	0	0	0	0	0	0	0	0.0
Trevor LeDonne	D	2	0	0	0	-1	0	0	0	0	0	0	0	0	0	0	0	0	2	0.0
Gabriel D'Aigle	G	3	0	0	0	0	0	0	0	0	0	0	0	0	0	0	0	0	0	0.0
Jake Smith	G	8	0	0	0	0	0	0	0	0	0	0	0	0	0	0	0	0	0	0.0
BENCH		72	3				16												3	
TEAM TOTALS		**72**	**231**	**391**	**622**	**226**	**1001**	**46**	**90**	**10**	**10**	**43**	**42**	**6**	**15**	**14**	**6**	**34**	**2196**	**10.4**

GOALIE	GP	MINS	W	L	OTL	SL	SO	EN	GA	GAA	SOG	PSOW	SA	SVS	SV%
Jake Smith	8	487	7	0	1	0	0	0	14	1.72	1	1	244	230	0.943
Taylor Gauthier	36	2156	21	9	2	3	3	3	75	2.09	5	2	1062	987	0.929
Jaxon Castor	2	126	2	0	0	0	0	0	5	2.38	0	0	52	47	0.904
Gabriel D'Aigle	3	182	1	2	0	0	0	1	8	2.63	0	0	106	98	0.925
Maxim Pavlenko	26	1417	15	9	0	0	4	3	63	2.67	0	0	650	587	0.903
Empty Net		26							7				7		
TEAM TOTALS	**72**	**4368**	**46**	**20**	**3**	**3**	**7**	**7**	**172**	**2.35**	**6**	**3**	**2121**	**1949**	**0.919**

2026 Kelly Cup Playoffs Statistics

PLAYER	Pos	GP	G	A	PTS	+/-	PIM	PP	PPA	SH	SHA	GW	FG	OT	UA	EN	Shots	Sh%
Ryan McAllister	F	17	4	9	13	-7	4	0	3	0	0	3	2	1	0	0	45	8.9
Brayden Edwards	F	17	4	8	12	-6	34	2	2	0	0	1	0	0	0	0	37	10.8
Matthew Quercia	F	17	5	5	10	1	34	1	0	0	0	0	3	0	0	1	36	13.9
Matty De St. Phalle	F	17	4	5	9	0	4	0	0	0	0	0	0	0	0	0	43	9.3
Zach Urdahl	F	17	5	3	8	-2	4	1	1	2	0	2	1	0	2	1	32	15.6
Emil Pieniniemi	D	15	1	7	8	1	2	1	3	0	0	1	0	1	0	0	19	5.3
Blake Bennett	F	12	4	3	7	4	6	1	1	0	0	0	0	0	0	0	32	12.5
Logan Pietila	F	17	2	5	7	5	0	0	0	0	0	0	0	0	0	0	25	8.0
Nolan Renwick	F	17	4	2	6	-1	26	0	0	0	0	1	2	1	0	0	20	20.0
Brent Johnson	D	13	0	6	6	7	8	0	1	0	0	0	0	0	0	0	21	0.0
Craig Armstrong	F	17	2	3	5	1	27	0	0	0	0	0	0	0	0	1	19	10.5
Mike Posma	F	15	2	2	4	0	32	0	0	0	0	0	1	0	0	0	19	10.5
Max Graham	F	17	2	2	4	-1	42	0	0	0	0	1	0	1	0	0	16	12.5
Tiernan Shoudy	F	15	1	3	4	3	18	0	0	0	0	0	0	0	0	0	23	4.3
Tanner Andrew	F	7	1	1	2	2	2	0	0	0	0	0	0	0	0	0	10	10.0
Tristan Thompson	D	15	1	1	2	0	12	0	0	0	0	0	0	0	0	0	24	4.2
Daniel Laatsch	D	7	0	2	2	4	22	0	0	0	0	0	0	0	0	0	6	0.0
Alexander Kuqali	D	16	0	2	2	-1	4	0	0	0	0	0	0	0	0	0	11	0.0
David Breazeale	D	17	0	2	2	2	8	0	0	0	1	0	0	0	0	0	52	0.0
Connor Lockhart	F	2	0	1	1	1	0	0	0	0	0	0	0	0	0	0	2	0.0
Taylor Gauthier	G	17	0	1	1	0	0	0	1	0	0	0	0	0	0	0	0	0.0
Gabriel D'Aigle	G	1	0	0	0	0	0	0	0	0	0	0	0	0	0	0	0	0.0
Jack Works	F	4	0	0	0	-2	8	0	0	0	0	0	0	0	0	0	9	0.0
Tommy Budnick	D	5	0	0	0	2	10	0	0	0	0	0	0	0	0	0	3	0.0
Aidan Sutter	D	10	0	0	0	-8	10	0	0	0	0	0	0	0	0	0	13	0.0
BENCH		17	0				6										0	
TEAM TOTALS		**17**	**42**	**73**	**115**	**5**	**323**	**6**	**12**	**2**	**1**	**9**	**9**	**4**	**2**	**3**	**517**	**8.1**

GOALIE	GP	MINS	W	L	SO	EN	GA	GAA	SA	SVS	SV%
Gabriel D'Aigle	1	29	0	0	0	0	1	2.06	12	11	0.917
Taylor Gauthier	17	1075	9	8	3	0	40	2.23	514	474	0.922
Empty Net		7					0		0		
TEAM TOTALS	**17**	**1104**	**9**	**8**	**3**	**0**	**41**	**2.21**	**526**	**485**	**0.922**

Nate DiCasmirro
Head Coach/Director of Hockey Operations

Nate DiCasmirro was named the 22nd head coach in Wheeling history on July 20, 2026. The 47-year-old joins the Nailers after most recently serving as the associate coach for the Graz 99ers in Austria's ICE Hockey League. The 99ers experienced a 54-point improvement during his first season with the club in 2024-25, then won the league's championship this past season with a perfect 12-0 record in the playoffs. His first coaching job came with the United States Hockey League's Des Moines Buccaneers, when he worked under former Nailers Assistant Coach Gene Reilly. The Buccaneers finished fourth in the Western Conference, and won their opening round playoff series.

After one-year stops with EC-KAC II of the Alps Hockey League and St. Cloud of the North American Hockey League, Nate advanced to the American Hockey League, where he spent three seasons. In 2021-22 and 2022-23, he was an assistant coach for the Iowa Wild under Head Coach Tim Army. The 2022-23 campaign resulted in one of two playoff appearances in Iowa's 13-year history. In 2023-24, he worked under former Nailer Colin Chaulk as an assistant coach for the Bakersfield Condors. Bakersfield won 39 games that season - the club's second highest total in 11 AHL seasons. The native of Atikokan, Ontario enjoyed a long 17-year professional playing career, with seven seasons in the American Hockey League, then ten seasons throughout Europe.

Coaching History

Year	Coach	STD	W	L	T	PTS	Playoffs
2025-26	Ryan Papaioannou	1-N	46	20	6	98	Lost Conference Finals
2024-25	Derek Army	2-N	43	25	4	90	Lost Division Semifinals
2023-24	Derek Army	3-C	38	28	5	81	Lost Division Finals
2022-23	Derek Army	6-C	29	38	5	63	Out of Playoffs
2021-22	Derek Army	3-C	37	31	4	78	Lost Division Finals
2020-21	Derek Army	7-E	6	15	1	13	Out of Playoffs
	Mark French		16	24	6	38	
2019-20	Mike Bavis	6-C	24	30	5	53	No Playoffs due to COVID-19
2018-19	Mike Bavis	6-C	31	31	10	72	Out of Playoffs
2017-18	Jeff Christian	5-N	35	28	9	79	Out of Playoffs
2016-17	Jeff Christian	5-N	34	30	8	76	Out of Playoffs
2015-16	David Gove	2-N	23	16	6	52	Lost Kelly Cup Finals
	Clark Donatelli		14	10	3	31	
2014-15	Clark Donatelli	4-N	37	33	2	76	Lost Division Semifinals
2013-14	Clark Donatelli	2-A	39	27	6	84	Lost Conference Semifinals
2012-13	Clark Donatelli	3-A	31	29	12	74	Out of Playoffs
2011-12	Clark Donatelli	2-A	26	20	9	61	Lost Conference Quarterfinals
	Stan Drulia		11	6	0	22	
2010-11	Stan Drulia	2-N	38	29	5	81	Lost Conference Finals
2009-10	Greg Puhalski	4-N	33	32	7	73	Out of Playoffs
2008-09	Greg Puhalski	4-N	36	28	8	80	Lost Division Finals
2007-08	Greg Puhalski	7-N	13	23	4	33	Out of Playoffs
	Glenn Patrick		9	20	3	21	
2006-07	Glenn Patrick	7-N	32	34	6	70	Out of Playoffs
2005-06	Glenn Patrick	2-N	45	21	6	96	Lost Division Finals
2004-05	Pat Bingham	6-N	38	29	5	81	Out of Playoffs
2003-04	Pat Bingham	1-N	51	17	4	106	Lost Division Semifinals
2002-03	John Brophy	6-NW	28	41	3	59	Out of Playoffs
2001-02	John Brophy	5-NW	36	32	4	76	Out of Playoffs
2000-01	Joe Harney	6-NW	5	5	1	11	Out of Playoffs
	Alain Lemieux		19	35	7	45	
1999-00	Murray Eaves	5-NW	25	40	5	55	Out of Playoffs
1998-99	Chris Jensen	6-NW	27	37	6	60	Out of Playoffs
1997-98	Peter Laviolette	2-NE	37	24	9	83	Lost Conference Finals
1996-97	Tom McVie	4-N	36	29	5	77	Lost First Round
1995-96	Larry Kish	2-N	42	23	5	89	Lost Second Round
1994-95	Doug Sauter	1-N	46	17	5	97	Lost First Round
1993-94	Doug Sauter	3-N	38	23	7	83	Lost Semifinals
1992-93	Doug Sauter	1-E	40	16	8	88	Lost Riley Cup Finals
1991-92#	Doug Sauter	3-E	36	24	4	76	Lost First Round
1990-91#	Jay Fraser	6-W	20	41	3	43	Out of Playoffs
	Marcel Comeau						
1989-90#	Chris McSorley	1	38	16	6	82	Lost Riley Cup Finals
	Jay Fraser						
1988-89*	Brendan Watson	4	8	5	0	16	Won Riley Cup
	Keith McAdams		0	1	0	0	
	Joe Selenski		9	13	0	18	
	Brian Carroll		10	13	1	21	

- Winston-Salem Thunderbirds * - Carolina Thunderbirds

2026-27 Schedule

Fri.	Oct. 17	at Indy	Fri.	Dec. 18	at Cincinnati	Wed.	Feb. 17	at Florida
Sat.	**Oct. 24**	**Toledo**	**Sat.**	**Dec. 19**	**Cincinnati**	Fri.	Feb. 19	at Florida
Fri.	Oct. 30	at Fort Wayne	**Sun.**	**Dec. 20**	**Cincinnati**	Sat.	Feb. 20	at Florida
Sat	**Oct. 31**	**Cincinnati**	**Sat.**	**Dec. 26**	**Fort Wayne**	**Fri.**	**Feb. 26**	**Bloomington**
Sun.	**Nov. 1**	**Cincinnati**	Tue.	Dec. 29	at Fort Wayne	**Sat.**	**Feb. 27**	**Bloomington**
Fri.	Nov. 6	at Trenton	Wed.	Dec. 30	at Indy	**Sun.**	**Feb. 28**	**Fort Wayne**
Sat.	Nov. 7	at Worcester	**Thu.**	**Dec. 31**	**Bloomington**	Fri	Mar. 5	at Trenton
Sun.	Nov. 8	at Worcester	**Sat.**	**Jan. 2**	**Kalamazoo**	Sat.	Mar. 6	at Trenton
Tue.	Nov. 10	at Maine	Wed.	Jan. 6	at Reading	Sun.	Mar. 7	at Trenton
Fri.	**Nov. 13**	**Toledo**	**Fri.**	**Jan. 8**	**Toledo**	**Wed.**	**Mar. 10**	**Reading**
Sat.	Nov. 14	at Indy	Sat.	Jan. 9	at Toledo	**Fri.**	**Mar. 12**	**Norfolk**
Sun.	Nov. 15	at Bloomington	Fri.	Jan. 15	at Cincinnati	**Sat.**	**Mar. 13**	**Norfolk**
Fri.	Nov. 20	at Cincinnati	Sat.	Jan. 16	at Cincinnati	**Sun.**	**Mar. 14**	**Norfolk**
Sat.	**Nov. 21**	**Kalamazoo**	Mon.	Jan. 18	at Reading	Fri.	Mar. 19	at Reading
Sun.	**Nov. 22**	**Kalamazoo**	**Fri.**	**Jan. 22**	**Tulsa**	Sat.	Mar. 20	at Reading
Wed.	**Nov. 25**	**Indy**	**Sat.**	**Jan. 23**	**Tulsa**	Sun.	Mar. 21	at Reading
Fri.	Nov. 27	at Toledo	**Fri.**	**Jan. 29**	**Orlando**	**Fri.**	**Mar. 26**	**Trenton**
Sat.	Nov. 28	at Kalamazoo	**Sat.**	**Jan. 30**	**Orlando**	**Sat.**	**Mar. 27**	**Trenton**
Fri.	**Dec. 4**	**Indy**	**Sun.**	**Jan. 31**	**Orlando**	**Wed.**	**Mar. 31**	**Cincinnati**
Sat.	**Dec. 5**	**Indy**	**Fri.**	**Feb. 5**	**Trenton**	**Fri.**	**Apr. 2**	**Toledo**
Sun.	**Dec. 6**	**Fort Wayne**	Sat.	Feb. 6	at Cincinnati	Sat.	Apr. 3	at Toledo
Fri.	Dec. 11	at Kalamazoo	**Sun.**	**Feb. 7**	**Cincinnati**	Fri.	Apr. 9	at Cincinnati
Sat.	Dec, 12	at Fort Wayne	Fri.	Feb. 12	at Indy	**Sat.**	**Apr. 10**	**Cincinnati**
Sun.	Dec. 13	at Bloomington	**Sat.**	**Feb. 13**	**Cincinnati**	Sun.	Apr. 11	at Toledo

2025-26 Results

Oct. 18	at Cincinnati	5-3	**Jan. 9**	**Trois-Rivières**	**4-3**	Mar. 22	at Trois-Rivières	3-1
Oct. 25	at Maine	3-7	**Jan. 10**	**Trois-Rivières**	**5-0**	**Mar. 27**	**Worcester**	**4-0**
Oct. 26	at Maine	5-4*	**Jan. 11**	**Trois-Rivières**	**4-2**	**Mar. 28**	**Worcester**	**2-1**
Nov. 1	**Norfolk**	**3-2**	Jan. 16	at Norfolk	1-2	**Mar. 29**	**Worcester**	**4-1**
Nov. 2	**Norfolk**	**3-2***	Jan. 17	at Norfolk	3-6	Apr. 1	at Fort Wayne	8-5
Nov. 6	at Greensboro	4-2	**Jan. 23**	**Reading**	**3-1**	Apr. 4	at Toledo	4-2
Nov. 7	at Greensboro	3-2#	**Jan. 24**	**Reading**	**2-5**	**Apr. 7**	**Cincinnati**	**2-4**
Nov. 8	at Greensboro	2-1	Jan. 28	at Maine	2-3#	Apr. 10	at Reading	2-3
Nov. 14	**Maine**	**5-1**	Jan. 30	at Worcester	3-6	Apr. 11	at Reading	6-2
Nov. 15	**Maine**	**4-1**	Jan. 31	at Worcester	2-3*	Apr. 12	at Reading	2-1*
Nov. 16	at Reading	2-3	Feb. 1	at Worcester	0-1	Apr. 17	at Toledo	2-5
Nov. 18	at Reading	2-0	**Feb. 4**	**Fort Wayne**	**3-2***	**Apr. 18**	**Indy**	**3-4**
Nov. 21	**Reading**	**1-4**	**Feb. 6**	**Indy**	**2-3#**	**+Apr. 24**	**Reading**	**4-0**
Nov. 22	at Reading	3-1	**Feb. 7**	**Cincinnati**	**6-0**	**+Apr. 25**	**Reading**	**5-1**
Nov. 26	**Indy**	**5-2**	Feb. 11	at Indy	2-1	+Apr. 29	at Reading	2-0
Nov. 28	at Toledo	5-2	**Feb. 13**	**Reading**	**0-3**	+May 1	at Reading	2-3*
Nov. 29	**Cincinnati**	**8-3**	**Feb. 14**	**Reading**	**6-3**	+May 2	at Reading	1-0*
Nov. 30	**Cincinnati**	**1-2***	**Feb. 15**	**Reading**	**2-3#**	**+May 8**	**Maine**	**4-3***
Dec. 3	at Reading	4-0	**Feb. 25**	**Fort Wayne**	**3-6**	**+May 9**	**Maine**	**4-1**
Dec. 5	**Greensboro**	**3-1**	**Feb. 27**	**Kalamazoo**	**7-2**	+May 11	at Maine	3-6
Dec. 6	**Greensboro**	**3-1**	Feb. 28	at Fort Wayne	4-6	+May 12	at Maine	1-2*
Dec. 7	**Greensboro**	**5-2**	**Mar. 1**	**Fort Wayne**	**2-3***	+May 13	at Maine	3-5
Dec. 10	at Reading	2-3	Mar. 4	at Rapid City	4-3#	**+May 16**	**Maine**	**2-1***
Dec. 12	at Adirondack	3-0	Mar. 6	at Rapid City	4-3	**+May 18**	**Maine**	**4-3**
Dec. 13	at Adirondack	1-3	Mar. 7	at Rapid City	3-1	+May 22	at Florida	1-2
Dec. 19	at Greensboro	0-3	**Mar. 11**	**Reading**	**0-1**	+May 23	at Florida	0-1
Dec. 20	at Greensboro	3-2*	**Mar. 13**	**Adirondack**	**4-0**	**+May 27**	**Florida**	**2-5**
Dec. 31	**Worcester**	**2-7**	**Mar. 14**	**Adirondack**	**4-2**	**+May 29**	**Florida**	**3-2***
Jan. 2	**Worcester**	**3-2**	Mar. 20	at Trois-Rivières	4-3#	**+May 30**	**Florida**	**1-6**
Jan. 3	**Bloomington**	**4-1**	Mar. 21	at Trois-Rivières	3-2*			

* - Overtime # - Shootout + - Kelly Cup Playoffs

Brian Komorowski
Governor/President

Brian Komorowski joined the Regional Economic Development Partnership (RED) in 1998, having graduated from Bethany College with an Accounting Degree in 1996. Brian has been active in economic development in West Virginia, and is the initial point of contact for various leading programs. His current position with RED is Vice President/Chief Financial Officer, in which he handles deal structuring, lease and tenant management, and building maintenance. Brian is active in many community organizations, including the Wheeling Area Chamber of Commerce, West Virginia Economic Development Council, and Wheeling Area Soccer Association, among others. In 2012, Brian joined the Nailers, then became the team's Alternate Governor in 2013, and handled all day to day operations. In 2020, he took over as President and Governor. Brian and his wife Jen reside in Wheeling with their three children - Andrew, Thomas, and Meredith.

1100 Main Street 3rd Floor, Wheeling, WV 26003

Office . . . . . (304) 234-4625
Arena . . . . . .WesBanco Arena
Radio Station . . . . . .WKWK 97.3 FM
Team Colors Black, White, Sunflower Yellow

Email . . . . . pr@wheelingnailers.com
Capacity 4,700
Broadcaster . . . . . .DJ Abisalih

Team Directory

Governor/President . . . . . .Brian Komorowski
Alternate Governor/Chief Operating Officer . . . . . .John Davis
Head Coach/Director of Hockey Operations . . . . . .Nate DiCasmirro
Vice President of Communications & Community Relations . . . . . .DJ Abisalih
Director of Corporate Sales & Service . . . . . .Max Fiedorczyk
Director of Marketing . . . . . .Riley Fox
Marketing Manager . . . . . .Rachel Abramson
Manager of Game Operations & Activations . . . . . .Alyssa Scinta
Merchandise Manager . . . . . .Matt Allietta
Director of Ticketing . . . . . .Tyler Smith
Ticket Managers . . . . . .Annalisa Hall and Andrew Dalton
Finance Manager . . . . . .Adam Bonenberger
Associate Coach . . . . . .Jason Payne
Assistant Coach . . . . . .Peter Laviolette III
Athletic Trainer . . . . . .Cole Koontz
Equipment Manager . . . . . .Billy Higgins

Wichita Thunder

NHL Affiliate: San Jose Sharks

AHL Affiliate: San Jose Barracuda

Year-by-Year Record

	Home						Away					Overall							
Season	**GP**	**W**	**L**	**T**	**OT**	**SO**	**W**	**L**	**T**	**OT**	**SO**	**W**	**L**	**T**	**OT**	**SO**	**GF**	**GA**	**PTS**
2025-26	72	15	14	7	3-3	0-4	10	21	5	0-5	1-0	25	35	12	3-8	1-4	199	241	62
2024-25	72	21	12	3	5-2	1-1	20	12	4	3-4	3-0	41	24	7	6-3	6-4	248	214	89
2023-24	72	19	14	3	3-3	1-0	8	21	7	2-2	1-0	27	35	10	5-9	1-1	220	271	64
2022-23	72	23	9	4	5-4	0-0	10	23	3	3-2	1-1	33	32	7	8-6	1-1	227	238	73
2021-22	72	17	17	5	1-5	1-0	13	19	4	1-4	0-2	27	36	9	2-9	2-4	202	258	63
2020-21	71	19	12	4	3-3	0-1	22	10	4	4-3	2-1	41	22	8	7-6	2-2	218	190	90
2019-20	62	17	9	3	3-3	0-0	7	21	5	1-5	0-0	24	30	8	4-8	0-0	181	233	56
2018-19	72	18	13	5	1-4	3-1	11	18	7	2-5	1-2	29	31	12	3-9	4-3	224	251	70
2017-18	72	21	12	3	2-2	1-1	13	18	5	1-4	0-1	34	30	8	3-6	1-2	222	235	76
2016-17	72	10	25	1	1-1	1-0	11	19	6	2-5	0-1	21	44	7	3-6	1-1	189	278	49
2015-16	72	10	19	7	1-3	2-4	8	22	6	2-4	2-2	18	41	13	3-7	4-6	150	240	49
2014-15	72	16	16	4	2-0	2-4	16	15	5	4-2	2-3	32	31	9	6-2	4-7	213	240	73

T - Includes Overtime and Shootout Losses

Year-by-Year Results

Season	**Finished**	**Result**	**Season**	**Finished**	**Result**
2026	8th, Mountain	Out of Playoffs	2020	6th, Mountain	No Playoffs due to COVID-19
2025	2nd, Mountain	Lost Division Semifinals	2019	5th, Mountain	Out of Playoffs
2024	7th, Mountain	Out of Playoffs	2018	4th, Mountain	Lost Division Semifinals
2023	5th, Mountain	Out of Playoffs	2017	7th, Central	Out of Playoffs
2022	7th, Mountain	Out of Playoffs	2016	4th, Central	Out of Playoffs
2021	2nd, Western	Lost Conference Semifinals	2015	5th, Central	Out of Playoffs

All-Time Record vs. Other Clubs

Team	**W-L-T**	**Team**	**W-L-T**	**Team**	**W-L-T**	**Team**	**W-L-T**
Adirondack	0-0-0	Greensboro	0-0-0	Maine	0-0-0	South Carolina	1-4-1
Allen	57-85-14	Greenville	0-2-0	New Mexico	0-0-0	Tahoe	7-3-1
Atlanta	1-0-0	Idaho	20-17-8	Norfolk	1-0-0	Toledo	1-9-1
Bloomington	0-0-0	Indy	12-8-2	Orlando	0-0-0	Trenton	0-0-0
Cincinnati	4-5-3	Jacksonville	0-0-0	Rapid City	55-32-13	Trois-Rivieres	1-0-0
Florida	1-1-1	Kalamazoo	2-4-2	Reading	0-0-0	Tulsa	50-64-23
Fort Wayne	6-8-2	Kansas City	68-70-24	Savannah	0-0-0	Wheeling	2-2-0
				\		Worcester	1-2-0

Web - WichitaThunder.com

Club Records

Players

Most Points, Season	78	Peter Bates, 2024-25
Most Points, Game	5	Anthony Beauregard at Wheeling, Mar. 21, 2021
Most Goals, Season	31	Ralph Cuddemi, 2017-18
Most Goals, Game	3	five times, most recent:
		Stefan Fournier vs. Allen, Apr. 6, 2019
Most Assists, Season	52	Michal Stinil, 2024-25
Most Assists, Game	4	Michal Stinil vs. Rapid City, Dec. 23, 2022
		Nolan De Jong at Allen, Mar. 17, 2019
Most PIM, Season	196	Erick Lizon, 2014-15
Most PIM, Game	31	Ryan Jasinsky vs. Allen, Jan. 13, 2019
		Vincent Arseneau vs. Allen, Dec. 30, 2016

Goaltenders

Most Appearances	45	Tim Boron, 2014-15
Most Minutes	2,161	Drew Owsley, 2016-17
Most Wins	20	Tim Boron, 2014-15
Most Losses	23	Drew Owsley, 2016-17
Most OT/SO Losses	7	Stuart Skinner, 2018-19
Most Shots	1,260	Drew Owsley, 2016-17
Most Saves	1,137	Drew Owsley, 2016-17
Most Shutouts	4	Stuart Skinner, 2018-19
Lowest GAA	2.19	Evan Buitenhuis, 2020-21
Best Save Percentage	.937	Evan Buitenhuis, 2020-21

Team

Most Points	90	2020-21
Fewest Points	49	2016-17
		2015-16
Most Wins	41	2024-25
		2020-21
Fewest Wins	18	2015-16
Most Losses	41	2015-16
Fewest Losses	22	2020-21
Most Goals Scored	248	2024-25
Fewest Goals Against	190	2020-21
Most Penalty Minutes	1,508	2014-15

Longest Winning Streak

Overall	6	Oct. 13-28, 2017
Home	5	Jan. 20-Feb. 8, 2018
		Nov. 19-Dec. 6, 2017
Road	5	Oct. 25-Nov. 11, 2017

Longest Winless Streak

Overall	14	Dec. 5, 2021-Jan. 7, 2022
Home	10	Dec. 5, 2021-Jan. 7, 2022
Road	11	Jan. 9-Feb. 28, 2016
		Oct. 24-Dec. 13, 2015

Regular Season Game Attendance Record
13,175 vs. Tulsa, Mar. 30, 2018
Postseason Game Attendance
2,623 vs. Colorado, Apr. 15, 2018
Regular Season Attendance Record
204,458, 2018-19

Playoff Record vs. Current Teams

	Series	W	L	GP	W	L	GF	GA	Last Mtg	Rnd	Result
Fort Wayne	1	0	1	5	2	3	14	14	2021	CSF	L 2-3
Tahoe	1	0	1	4	0	4	8	22	2025	DSF	L 0-4

All-Time Playoff Results

Year	Round	Opponent	Result	GF	GA	OT	Year	Round	Opponent	Result	GF	GA	OT
2025	DSF	Tahoe	L 0-4	8	22	0-1							
2021	CSF	Fort Wayne	L 2-3	14	14	0-1							
2018	DSF	Colorado	L 2-4	19	20	1-1							

2025-26 Regular Season Statistics

PLAYER	Pos	GP	G	A	PTS	+/-	PIM	PP	PPA	SH	SHA	GW	FG	OT	UA	EN	SOG	SOA	Shots	Sh%
Peter Bates	F	72	23	42	65	-11	16	7	17	3	1	2	3	0	2	0	1	2	221	10.4
Jay Dickman	F	72	24	35	59	-14	16	7	11	1	2	4	8	1	0	1	1	5	205	11.7
Kyle Crnkovic	F	43	22	25	47	1	8	8	10	0	1	4	5	1	0	1	3	5	116	19.0
Michal Stinil	F	54	16	27	43	-21	70	5	14	0	0	1	2	1	0	2	1	3	211	7.6
Noah Beck	D	44	9	32	41	4	22	7	16	0	1	1	1	0	0	0	0	2	113	8.0
Kyle Jeffers	F	60	10	17	27	-7	20	3	2	0	0	1	2	0	0	0	0	1	85	11.8
Kirby Proctor	D	71	8	19	27	0	24	0	3	0	0	1	0	0	1	1	0	0	105	7.6
Ryan Finnegan	F	60	9	16	25	-14	10	1	2	0	1	4	3	0	0	0	0	1	88	10.2
Spencer Blackwell	F	71	12	9	21	-15	55	1	1	0	0	2	0	0	0	0	1	1	127	9.4
Nolan Kneen	D	66	5	16	21	-9	60	0	2	0	0	0	0	0	0	0	0	0	99	5.1
Nick Nardecchia	F	71	5	15	20	-22	36	0	0	1	0	1	1	0	0	1	0	0	86	5.8
Donavan Houle	F	26	9	10	19	2	6	1	0	1	0	2	1	0	0	0	1	2	84	10.7
Matt Crasa	F	47	9	6	15	-6	8	1	0	0	0	0	2	0	0	0	0	1	58	15.5
TOTALS		60	10	7	17	-9	10	2	0	0	0	0	2	0	0	0	0	1	85	11.8
Declan Smith	F	60	6	9	15	-20	88	1	0	0	0	0	1	0	1	1	0	1	66	9.1
T.J. Lloyd	D	49	2	11	13	-21	10	0	0	0	1	0	1	0	0	0	0	0	78	2.6
Lucas Vanroboys	F	20	5	7	12	1	46	1	1	0	0	0	0	0	0	0	0	1	58	8.6
Jack Bar	D	33	2	10	12	7	16	0	1	1	0	0	0	0	0	0	0	0	42	4.8
Tanner Palocsik	D	17	1	5	6	-13	8	0	3	0	0	0	0	0	0	0	0	0	50	2.0
TOTALS		38	2	10	12	-5	19	0	3	0	1	0	0	0	0	0	0	0	78	2.6
Gavin Best	F	17	5	6	11	-14	12	1	1	1	0	1	0	0	0	0	0	0	39	12.8
Jake Wahlin	F	61	5	3	8	-9	22	0	0	0	0	0	2	0	0	0	0	1	70	7.1
Oliver Tarr	F	20	4	4	8	-3	4	1	0	0	0	0	1	0	0	0	0	0	34	11.8
Nico Somerville	D	56	1	5	6	-21	28	0	0	0	0	0	0	0	0	0	0	0	56	1.8
John Gormley	D	29	2	2	4	-3	29	0	0	0	1	0	0	0	0	0	0	0	45	4.4
Cameron Mitchell	F	17	0	4	4	-8	4	0	1	0	0	0	0	0	0	0	0	0	24	0.0
Tyler Jette	D	55	0	4	4	-8	22	0	0	0	1	0	0	0	0	0	0	0	21	0.0
Christophe Fillion	F	12	1	0	1	-5	5	0	0	0	0	0	0	0	0	0	0	0	5	20.0
TOTALS		24	3	0	3	-4	9	0	0	0	0	1	0	0	0	0	0	0	13	23.1
Robert Kincaid	D	14	1	2	3	-10	0	0	1	0	0	0	1	0	0	0	0	0	14	7.1
Kyle Masters	D	10	0	3	3	-8	0	0	2	0	0	0	0	0	0	0	0	0	19	0.0
Nick DeGrazia	F	8	0	2	2	-2	0	0	0	0	0	0	0	0	0	0	0	0	13	0.0
Patrick Kyte	D	1	1	0	1	-2	0	0	0	0	0	0	0	0	0	0	0	0	2	50.0
Tyrone Bronte	F	7	1	0	1	0	0	0	0	0	0	0	0	0	0	0	0	0	9	11.1
Connor Hasley	G	4	0	1	1	0	0	0	0	0	0	0	0	0	0	0	0	0	0	0.0
Tian Rask	F	15	0	1	1	-2	21	0	0	0	0	0	0	0	0	0	0	0	13	0.0
Matt Davis	G	24	0	1	1	0	0	0	0	0	1	0	0	0	0	0	0	0	0	0.0
Roddy Ross	G	40	0	1	1	0	0	0	0	0	0	0	0	0	0	0	0	0	0	0.0
Danny Weight	F	1	0	0	0	0	0	0	0	0	0	0	0	0	0	0	0	0	0	0.0
Nikita Borodaenko	F	3	0	0	0	-1	2	0	0	0	0	0	0	0	0	0	0	0	1	0.0
Gabriel Carriere	G	4	0	0	0	0	0	0	0	0	0	0	0	0	0	0	0	0	0	0.0
Tyriq Outen	G	4	0	0	0	0	2	0	0	0	0	0	0	0	0	0	0	0	0	0.0
Ryan Olsen	F	6	0	0	0	-3	2	0	0	0	0	0	0	0	0	0	0	0	10	0.0
Jonathan Melee	F	4	0	0	0	-1	0	0	0	0	0	0	0	0	0	0	0	0	0	0.0
TOTALS		7	0	0	0	-1	0	0	0	0	0	0	0	0	0	0	0	0	0	0.0
BENCH		72	1				18												1	
TEAM TOTALS		**72**	**199**	**350**	**549**	**-258**	**690**	**45**	**88**	**8**	**10**	**24**	**34**	**3**	**4**	**7**	**8**	**26**	**2268**	**8.7**

GOALIE	GP	MINS	W	L	OTL	SL	SO	EN	GA	GAA	SO	GP	SOW	SA	SVS	SV%
Matt Davis	24	1407	8	10	3	2	1	5	60	2.56	2	0		838	778	0.928
Gabriel Carriere	4	238	1	3	0	0	1	0	12	3.02	0	0		159	147	0.925
Roddy Ross	40	2281	14	17	5	1	1	7	127	3.34	2	1		1265	1138	0.900
Tyriq Outen	4	187	2	1	0	1	0	0	11	3.53	1	0		88	77	0.875
Connor Hasley	4	237	0	4	0	0	0	1	14	3.54	0	0		125	111	0.888
Empty Net		46							13					13		
TEAM TOTALS	**72**	**4350**	**25**	**35**	**8**	**4**	**3**	**13**	**237**	**3.23**	**5**	**1**		**2488**	**2251**	**0.905**

Travis Clayton
Head Coach

Travis Clayton enters his first season as Wichita's head coach after being named to the position on May 12, 2026. Clayton spent the previous two seasons as the team's assistant coach. The Paradise Hill, Saskatchewan native began his coaching career with the Western States Hockey League's Dallas Snipers in 2012-13. Clayton transitioned back to Canada, where he took the helm of the Lloydminster Bobcats U18 AAA team for three seasons. He finished with the Alberta Junior Hockey League's Whitecourt Wolverines during the 2021-22 year before coming to Wichita.During his playing career, Clayton spent 11 seasons in Wichita. He finished his career with the Bossier-Shreveport, playing two seasons with the Mudbugs. Clayton won his first President's Cup Trophy with Bossier-Shreveport during the 2010-11 season, tallying 13 points (3g-10a) in 21 playoff games. Clayton was one of the faces of the franchise during his time in Wichita. He is near the top of every single offensive category in team history, sitting second in goals (326), second in assists (508), second in points (834), second in games played (696), first in power play goals (110), second in penalty minutes (1,063), first in shorthanded goals (26), first in game-winning goals (50) and first in plus/minus (+108). He finished his playing career with 983 points (382g-601a) in a league-record 880 Central Hockey League games. Clayton is one of just five players in team history to have his number retired, joining Ron Handy, Bobby Desjardins, Rob Weingartner and Jason Duda as the only players in the team's 34-year history to receive that honor.

Coaching History

Year	Coach	STD	W	L	T	PTS	Playoffs
2025-26	Bruce Ramsay	8-M	25	35	12	62	Out of Playoffs
2024-25	Bruce Ramsay	2-M	41	24	7	89	Lost Division Semifinals
2023-24	Bruce Ramsay	7-M	27	35	10	64	Out of Playoffs
2022-23	Bruce Ramsay	5-M	33	32	7	73	Out of Playoffs
2021-22	Bruce Ramsay	7-M	27	36	9	63	Out of Playoffs
2020-21	Bruce Ramsay	2-W	41	22	8	80	Lost Conference Semifinals
2019-20	Bruce Ramsay	6-M	24	30	8	56	No Playoffs due to COVID-19
2018-19	Malcolm Cameron	5-M	29	31	12	70	Out of Playoffs
2017-18	Malcolm Cameron	4-M	34	30	8	76	Lost Division Semifinals
2016-17	Malcolm Cameron	7-C	21	44	7	49	Out of Playoffs
2015-16	Kevin McClelland	4-C	18	41	13	49	Out of Playoffs
2014-15	Kevin McClelland	5-C	32	31	9	73	Out of Playoffs

2026-27 Schedule

Sat.	**Oct. 17**	**Tahoe**	Fri.	Dec. 18	at Tahoe	**Fri.**	**Feb. 12**	**Fort Wayne**
Sun.	**Oct. 18**	**Tahoe**	Sat.	Dec. 19	at Tahoe	**Sat.**	**Feb. 13**	**Fort Wayne**
Fri.	**Oct. 23**	**Tulsa**	Sun.	Dec. 20	at Tahoe	Fri.	Feb. 19	at Tulsa
Thu.	Oct. 29	at Tulsa	Sat.	Dec. 26	at Kansas City	Wed.	Feb. 24	at New Mexico
Fri.	Oct. 30	at Tulsa	Sun.	Dec. 27	at Kansas City	Fri.	Feb. 26	at New Mexico
Sat.	**Oct. 31**	**Tulsa**	**Thu.**	**Dec. 31**	**Rapid City**	Sat.	Feb. 27	at New Mexico
Sat.	**Nov. 7**	**Tulsa**	**Fri.**	**Jan. 1**	**Rapid City**	Wed.	Mar. 3	at Kansas City
Sun.	Nov. 8	at Tulsa	**Sat.**	**Jan. 2**	**Rapid City**	**Fri.**	**Mar. 5**	**Allen**
Wed.	**Nov. 11**	**Idaho**	Wed.	Jan. 6	at Kansas City	Fri.	Mar. 12	at Bloomington
Fri.	**Nov. 13**	**Idaho**	**Fri.**	**Jan. 8**	**Kansas City**	Sat.	Mar. 13	at Bloomington
Sat.	**Nov. 14**	**Idaho**	**Sat.**	**Jan. 9**	**Kansas City**	Sun.	Mar. 14	at Bloomington
Sun.	Nov. 15	at Kansas City	**Fri.**	**Jan. 15**	**New Mexico**	Fri.	Mar. 19	at Allen
Wed.	**Nov. 18**	**Allen**	**Sat.**	**Jan. 16**	**New Mexico**	Sat.	Mar. 20	at Allen
Sat.	**Nov. 21**	**Tulsa**	Sun.	Jan. 17	at Tulsa	Sun.	Mar. 21	at Allen
Sun.	**Nov. 22**	**Kansas City**	Wed.	Jan. 20	at Idaho	**Thu.**	**Mar. 25**	**Bloomington**
Wed.	**Nov. 25**	**Tulsa**	Fri.	Jan. 22	at Idaho	**Fri.**	**Mar. 26**	**Bloomington**
Fri.	Nov. 27	at Kansas City	Sat.	Jan. 23	at Idaho	**Sat.**	**Mar. 27**	**Bloomington**
Sat.	**Nov. 28**	**Kansas City**	Fri.	Jan. 29	at New Mexico	**Wed.**	**Mar. 31**	**Tulsa**
Wed.	**Dec. 2**	**New Mexico**	Sat.	Jan. 30	at New Mexico	**Fri.**	**Apr. 2**	**Kansas City**
Fri.	**Dec. 4**	**New Mexico**	Wed.	Feb. 3	at Kansas City	Sat.	Apr. 3	at Kansas City
Sun.	Dec. 6	at Tulsa	**Fri.**	**Feb. 5**	**Kansas City**	Sun.	Apr. 4	at Kansas City
Thu.	**Dec. 10**	**Allen**	Sat.	Feb. 6	at Tulsa	Fri.	Apr, 9	at Allen
Fri.	**Dec. 11**	**Allen**	Sun.	Feb. 7	at Tulsa	**Sat.**	**Apr. 10**	**Allen**
Sat.	Dec. 12	at Allen	**Thu.**	**Feb. 11**	**Fort Wayne**	**Sun.**	**Apr. 11**	**Allen**

2025-26 Results

Oct. 18	**Allen**	**2-3#**	Dec. 19	at Tahoe	2-3	Feb. 21	at Kansas City	0-1*
Oct. 24	at Rapid City	1-0	Dec. 20	at Tahoe	3-4	Feb. 25	at Idaho	3-2
Oct. 25	at Rapid City	4-5#	**Dec. 31**	**Utah**	**3-4***	Feb. 28	at Idaho	1-4
Oct. 29	**Florida**	**2-1**	**Jan. 2**	**Utah**	**7-6***	Mar. 4	at Indy	2-3
Oct. 31	**Florida**	**1-2**	**Jan. 3**	**Utah**	**6-1**	Mar. 6	at Indy	1-0
Nov. 1	**Florida**	**2-3***	Jan. 7	at Allen	4-6	Mar. 7	at Indy	1-2*
Nov. 2	at Tulsa	1-3	Jan. 9	at Allen	0-4	Mar. 8	at Toledo	1-5
Nov. 5	at Allen	4-6	**Jan. 10**	**Allen**	**4-5#**	Mar. 12	at Rapid City	3-4*
Nov. 6	**Utah**	**6-4**	**Jan. 11**	**Allen**	**6-7**	Mar. 13	at Rapid City	3-2
Nov. 7	**Utah**	**0-2**	**Jan. 16**	**Tahoe**	**3-2**	Mar. 14	at Rapid City	2-3
Nov. 12	**Kansas City**	**1-5**	**Jan. 17**	**Tahoe**	**3-4#**	**Mar. 20**	**Kansas City**	**2-5**
Nov. 14	at Kansas City	6-3	**Jan. 24**	**Tulsa**	**1-0**	**Mar. 24**	**Kansas City**	**1-4**
Nov. 15	at Kansas City	2-3	**Jan. 25**	**Tulsa**	**7-5**	**Mar. 27**	**Kansas City**	**1-4**
Nov. 21	at Toledo	1-4	Jan. 31	at Kansas City	3-5	Mar. 28	at Kansas City	0-3
Nov. 22	at Toledo	4-3#	**Feb. 1**	**Kansas City**	**1-3**	**Mar. 29**	**Trois-Rivières**	**3-2***
Nov. 23	at Fort Wayne	2-1	**Feb. 4**	**Rapid City**	**4-2**	Apr. 1	at Utah	3-6
Nov. 28	at Kansas City	0-1	**Feb. 6**	**Rapid City**	**2-3**	Apr. 3	at Utah	2-5
Nov. 29	**Kansas City**	**5-1**	**Feb. 7**	**Rapid City**	**4-3**	Apr. 4	at Utah	2-3*
Dec. 5	at Tulsa	5-4	Feb. 11	at Allen	2-1	Apr. 8	at Allen	3-5
Dec. 6	**Tulsa**	**4-1**	**Feb. 13**	**Idaho**	**2-5**	Apr. 11	at Kansas City	3-4
Dec. 12	**Idaho**	**4-5#**	**Feb. 14**	**Idaho**	**4-1**	**Apr. 12**	**Allen**	**3-6**
Dec. 13	**Idaho**	**3-2***	**Feb. 15**	**Idaho**	**4-1**	**Apr. 17**	**Allen**	**2-3**
Dec. 14	**Idaho**	**2-3**	Feb. 18	at Iowa	3-6	**Apr. 18**	**Tulsa**	**6-7***
Dec. 17	at Tahoe	6-3	Feb. 20	at Kansas City	3-4			

* - Overtime # - Shootout

Joel T. Lomurno
General Manager

A native of Moorestown, New Jersey, Lomurno graduated from La Salle University in Philadelphia in 1992. He started with the Thunder in 1993 as an intern and is entering his 34th season with the team. Following the internship, he has worked in almost every department within the organization. Lomurno moved into ticket sales in 1994 and eventually became the director of public relations and play-by-play announcer through 2004, when he was promoted to assistant general manager. During that time, he even dressed for two games as emergency goaltender. Lomurno became general manager of the Thunder in 2008, and was charged with running both the Thunder and the expansion Wichita Wingnuts of the American Association of Professional Baseball, until the Wingnuts were sold to a local ownership group in 2010. Lomurno was twice named Central Hockey League Public Relations Executive of the Year (2000 and 2006), was a finalist for the CHL Executive of the Year Award in both 2013 and 2014 and was named ECHL Executive of the Year in 2022. Lomurno was elected to the Wichita Sports Hall of Fame in 2022. Joel and his wife, Miranda, have two daughters - Cincy and Charlotte.

114 N. West Street, Wichita, KS 67203

Office . . . . . (316) 264-4625
Arena . . . . . .INTURST Bank Arena
Radio Station . . . . . .WichitaThunder.com
Team Colors . . . . . .White, Blue, Black
Email . . . . . .info@wichitathunder.com
Capacity 12,622
Broadcaster. . . . . Jason Mals

Team Directory

Owners . . . . . .Rodney Steven II, Brandon Steven and Johnny Steven
General Manager . . . . . .Joel T. Lomurno
Vice President of Communications . . . . . .Jason Mals
Vice President of Ticket Sales . . . . . .Cameron Levy
Director of Creative Production & Branding . . . . . .Ashlynn Shinn
Director of Merchandise and Community Relations . . . . . .Madison Bishop
Marketing and Social Media Manager . . . . . .Kimberly Korber
Fan Engagement Coordinator . . . . . .Molly Gallegos
Account Executives . . . . . .Shianna Woods, Trevor Gilligan
Business Development, Account Executive . . . . . .Logan Waner
Account Executive and Media Coordinator . . . . . .Zachary Mikonczyk
Account Executives, Season Ticket Memberships . . . . . .Bradey Tenant and Parker Brueck
Director of Off-Ice Officials . . . . . .Kenneth Huskey
Head Coach . . . . . .Travis Clayton
Assistant Coach . . . . . .Alex Mandolidis
Athletic Trainer . . . . . .Christopher McNeeley
Equipment Manager . . . . . .Frank Jury
Assistant Equipment Manager . . . . . .Dmitrii Jury

Worcester Railers

NHL Affiliate: St. Louis Blues **AHL Affiliate:** Springfield Thunderbirds

Year-by-Year Record

		Home					Away					Overall							
Season	**GP**	**W**	**L**	**T**	**OT**	**SO**	**W**	**L**	**T**	**OT**	**SO**	**W**	**L**	**T**	**OT**	**SO**	**GF**	**GA**	**PTS**
2025-26	72	18	16	2	7-1	0-1	17	14	5	2-4	1-1	35	30	7	9-5	1-2	196	213	77
2024-25	72	18	12	6	5-3	0-3	16	18	2	4-0	2-2	34	30	8	9-3	2-5	214	248	76
2023-24	72	16	14	6	2-3	1-3	16	18	2	2-2	1-0	32	32	8	4-5	2-3	210	238	72
2022-23	72	18	16	2	5-2	0-0	16	18	2	1-2	2-0	34	34	4	6-4	2-0	227	242	72
2021-22	71	19	14	2	2-2	1-0	13	18	5	1-3	0-2	32	32	7	3-5	1-2	227	245	71
2019-20	61	10	18	1	0-1	1-0	11	18	3	3-3	1-0	21	36	4	3-4	2-0	161	230	46
2018-19	72	17	12	7	1-6	2-1	15	17	4	4-1	1-3	32	29	11	5-7	3-4	196	226	75
2017-18	72	21	13	2	1-2	2-0	16	14	6	2-2	2-4	37	27	8	3-4	4-4	194	193	82

T - Includes Overtime and Shootout Losses

Year-by-Year Results

Season	**Finished**	**Result**	**Season**	**Finished**	**Result**
2026	6th, North	Out of Playoffs	2022	5th, North	Out of Playoffs
2025	5th, North	Out of Playoffs	2020	6th, North	No Playoffs due to COVID-19
2024	5th, North	Out of Playoffs	2019	7th, North	Out of Playoffs
2023	5th, North	Out of Playoffs	2018	4th, North	Lost Division Semifinals

All-Time Record vs. Other Clubs

Team	**W-L-T**	**Team**	**W-L-T**	**Team**	**W-L-T**	**Team**	**W-L-T**
Adirondack	52-34-8	Greensboro	4-1-0	Maine	36-38-10	South Carolina	2-11-1
Allen	4-1-0	Greenville	5-3-0	New Mexico	0-0-0	Tahoe	0-0-0
Atlanta	2-1-1	Idaho	2-3-1	Norfolk	20-14-2	Toledo	0-2-0
Bloomington	2-0-0	Indy	0-1-0	Orlando	3-3-2	Trentton	0-0-0
Cincinnati	1-0-2	Jacksonville	1-3-0	Rapid City	2-1-0	Trois-Rivieres	23-23-7
Florida	2-7-0	Kalamazoo	1-1-1	Reading	33-37-10	Tulsa	1-1-0
Fort Wayne	3-3-0	Kansas City	0-1-0	Savannah	2-1-0	Wheeling	10-8-4
						Wichita	2-1-0

Web - RailersHC.com

Club Records

Players

Most Points, Season	65	Anthony Repaci, 2024-25
Most Points, Game	7	Ashton Calder vs. Maine, Apr. 7, 2024
Most Goals, Season	30	Jordan Smotherman, 2021-22
Most Goals, Game	5	Ashton Calder vs. Maine, Apr. 7, 2024
Most Assists, Season	49	Connor Welsh, 2024-25
Most Assists, Game	4	Quinn Ryan at Adirondack, Oct. 30, 2022
		Ryan Hitchcock at Brampton, Jan. 30, 2019
Most PIM, Season	188	Yanick Turcotte, 2017-18
Most PIM, Game	34	Yanick Turcotte at Colorado, Oct. 25, 2017

Goaltenders

Most Appearances	44	Mitch Gillam, 2018-19
Most Minutes	2,440	Mitch Gillam, 2018-19
Most Wins	23	Mitch Gillam, 2017-18
Most Losses	19	Evan Buitenhuis, 2019-20
Most OT/SO Losses	6	Eamon McAdam, 2017-18
Most Shots	1,332	Mitch Gillam, 2018-19
Most Saves	1,207	Mitch Gillam, 2018-19
Most Shutouts	5	Mitch Gillam, 2017-18
Lowest GAA	2.15	Mitch Gillam, 2017-18
Best Save Percentage	.928	Evan Buitenhuis, 2018-19

Team

Most Points	82	2017-18
Fewest Points	71	2021-22
Most Wins	37	2017-18
Fewest Wins	32	2021-22
		2018-19
Most Losses	36	2019-20
Fewest Losses	27	2017-18
Most Goals Scored	227	2022-23
		2021-22
Fewest Goals Against	193	2017-18
Most Penalty Minutes	1,198	2024-25

Longest Winning Streak

Overall	9	Oct. 22-Nov. 8, 2022
Home	7	Mar. 11-31, 2018
Road	4	Feb. 17-Mar. 15, 2019

Longest Winless Streak

Overall	9	Jan. 26-Feb. 19, 2020
Home	6	Nov. 1-27, 2019
		Dec. 22, 2017-Jan. 21, 2018
Road	6	Dec. 10, 2021-Jan. 17, 2022

Regular Season Game Attendance Record
12,135 vs. Manchester, Oct. 14, 2017

Postseason Game Attendance
4,216 vs. Adirondack, Apr. 15, 2018

Regular Season Attendance Record
158,132, 2017-18

Playoff Record vs. Current Teams

	Series	W	L	GP	W	L	GF	GA	Last Mtg	Rnd	Result
Adirondack	1	0	1	6	2	4	11	16	2018	DSF	L 2-4

All-Time Playoff Results

Year	Round	Opponent	Result	GF	GA	OT
2018	DSF	Adirondack	L 2-4	11	16	0-0

2025-26 Regular Season Statistics

PLAYER	Pos	GP	G	A	PTS	+/-	PIM	PP	PPA	SH	SHA	GW	FG	OT	UA	EN	SOG	SOA	Shots	Sh%
Anthony Repaci	F	72	23	31	54	-12	12	4	12	1	1	4	4	3	2	1	0	1	240	9.6
Anthony Callin	F	65	18	28	46	11	57	4	11	3	2	3	5	0	2	0	0	0	213	8.5
Drew Callin	F	64	25	18	43	0	30	9	9	1	1	8	2	2	2	1	0	0	177	14.1
Matt DeMelis	F	72	19	23	42	2	4	2	8	1	3	4	2	2	1	1	1	3	135	14.1
Michael Suda	D	65	5	34	39	2	22	2	12	0	0	0	0	0	0	0	0	0	118	4.2
TOTALS		67	5	34	39	2	22	2	12	0	0	0	0	0	0	0	0	0	120	4.2
Ryan Miotto	F	60	11	19	30	-12	29	2	4	0	0	2	2	0	0	0	1	3	102	10.8
Cole Donhauser	F	68	9	18	27	-2	81	3	1	0	2	1	2	0	2	1	0	0	150	6.0
Lincoln Hatten	F	68	13	12	25	1	129	5	4	1	0	1	2	0	0	1	0	1	91	14.3
MacAuley Carson	F	36	7	12	19	9	24	0	0	3	0	1	2	0	0	0	0	1	31	22.6
TOTALS		47	7	14	21	8	36	0	0	3	0	1	2	0	0	0	0	1	34	20.6
Max Dorrington	F	68	7	14	21	-14	57	1	2	0	1	1	2	1	0	0	0	0	71	9.9
Jordan Kaplan	F	9	1	5	6	1	0	0	0	0	0	0	0	0	0	0	0	0	15	6.7
TOTALS		50	4	15	19	-6	10	1	2	0	0	0	2	0	0	0	0	1	66	6.1
Jesse Pulkkinen	D	36	9	9	18	-7	14	2	2	0	0	0	1	0	0	0	0	0	84	10.7
Dalton Duhart	F	4	1	1	2	2	0	0	0	0	0	0	0	0	0	0	0	0	3	33.3
TOTALS		58	9	9	18	-15	10	0	0	0	1	1	3	0	1	0	0	0	70	12.9
Riley Piercey	F	65	7	10	17	-6	76	0	0	0	0	1	2	0	2	1	0	0	74	9.5
Gleb Veremyev	F	36	6	10	16	-1	23	3	2	0	0	2	0	1	0	0	0	1	46	13.0
Ross Mitton	F	49	7	8	15	-15	14	1	1	1	0	3	0	0	0	0	0	0	67	10.4
Riley Ginnell	F	33	5	8	13	-2	19	0	2	0	0	0	1	0	0	1	0	0	47	10.6
Cam McDonald	D	63	1	12	13	9	32	0	2	0	1	0	0	0	0	1	0	0	76	1.3
Adam Samuelsson	D	62	1	11	12	5	55	0	0	0	1	0	0	0	0	0	0	0	90	1.1
Case McCarthy	D	18	4	6	10	2	2	1	2	1	0	1	1	0	0	0	0	0	41	9.8
Calle Odelius	D	23	2	6	8	-7	4	0	3	0	0	0	0	0	0	0	0	0	19	10.5
Khristian Acosta	F	16	3	2	5	3	6	0	0	0	0	0	0	0	0	0	0	0	15	20.0
Vincent Corcoran	D	9	2	3	5	7	2	0	0	0	0	0	1	0	0	0	0	0	10	20.0
Declan McDonnell	F	11	1	4	5	-2	4	0	1	0	0	1	0	0	0	0	0	0	17	5.9
Matt Stief	D	16	1	3	4	-2	0	1	1	0	0	0	0	0	0	0	0	0	13	7.7
Gabe Blanchard	D	37	1	2	3	-7	9	0	0	0	0	0	0	0	0	0	0	0	21	4.8
TOTALS		46	1	3	4	-10	11	0	0	0	0	0	0	0	0	0	0	0	32	3.1
Anthony Hora	D	30	0	4	4	3	18	0	0	0	1	0	0	0	0	0	0	0	28	0.0
Cam Berg	F	4	3	0	3	1	0	1	0	0	0	1	1	0	0	0	0	0	5	60.0
Jesse Nurmi	F	12	1	1	2	-1	4	0	0	0	0	0	0	0	0	0	0	1	7	14.3
Max Ruoho	D	5	0	2	2	5	10	0	0	0	0	0	0	0	0	0	0	0	8	0.0
Xavier Jean-Louis	D	11	0	2	2	2	10	0	0	0	0	0	0	0	0	0	0	0	16	0.0
T.J. Walsh	F	11	0	2	2	2	6	0	0	0	0	0	0	0	0	0	0	0	5	0.0
Michael Ferrandino	D	19	0	2	2	-6	2	0	0	0	0	0	0	0	0	0	0	0	21	0.0
Nikita Susuyev	RW	3	1	0	1	1	2	0	0	0	0	0	0	0	0	0	0	0	3	33.3
Kolby Johnson	F	4	1	0	1	-1	19	0	0	0	0	0	0	0	0	0	0	0	3	33.3
Tanner Schachle	LW	10	0	1	1	-1	14	0	0	0	0	0	0	0	0	0	0	0	8	0.0
Thomas Gale	G	13	0	1	1	0	0	0	0	0	0	0	0	0	0	0	0	0	0	0.0
Porter Schachle	F	1	0	0	0	0	2	0	0	0	0	0	0	0	0	0	0	0	0	0.0
Hunter Hall	F	2	0	0	0	-1	7	0	0	0	0	0	0	0	0	0	0	0	0	0.0
Matt Myers	F	2	0	0	0	-2	0	0	0	0	0	0	0	0	0	0	0	0	2	0.0
Anton Rubtsov	F	2	0	0	0	-1	0	0	0	0	0	0	0	0	0	0	0	0	1	0.0
AJ Schlepp	F	2	0	0	0	0	12	0	0	0	0	0	0	0	0	0	0	0	0	0.0
Brendan Dowler	D	3	0	0	0	-1	0	0	0	0	0	0	0	0	0	0	0	0	2	0.0
Lazarus Kaebel	D	3	0	0	0	-2	0	0	0	0	0	0	0	0	0	0	0	0	3	0.0
Max Dukovac	F	4	0	0	0	-4	0	0	0	0	0	0	0	0	0	0	0	0	1	0.0
Jason Horvath	D	5	0	0	0	-2	19	0	0	0	0	0	0	0	0	0	0	0	5	0.0
Tyler Kobryn	F	5	0	0	0	-3	2	0	0	0	0	0	0	0	0	0	0	0	9	0.0
Cole Fraser	D	6	0	0	0	-5	32	0	0	0	0	0	0	0	0	0	0	0	9	0.0
Kabore Dunn	D	7	0	0	0	-4	8	0	0	0	0	0	0	0	0	0	0	0	4	0.0
William Lavallière	G	2	0	0	0	0	0	0	0	0	0	0	0	0	0	0	0	0	0	0.0
TOTALS		7	0	0	0	0	0	0	0	0	0	0	0	0	0	0	0	0	0	0.0
Henrik Tikkanen	G	8	0	0	0	0	0	0	0	0	0	0	0	0	0	0	0	0	0	0.0
Tristan Lennox	G	18	0	0	0	0	2	0	0	0	0	0	0	0	0	0	0	0	0	0.0
Connor Federkow	D	20	0	0	0	1	8	0	0	0	0	0	0	0	0	0	0	0	13	0.0
Parker Gahagen	G	37	0	0	0	0	0	0	0	0	0	0	0	0	0	0	0	0	0	0.0
BENCH		72	1				48												1	
TEAM TOTALS		**72**	**196**	**324**	**520**	**-54**	**930**	**41**	**79**	**12**	**13**	**34**	**30**	**9**	**11**	**8**	**2**	**11**	**2120**	**9.2**

GOALIE	GP	MINS	W	L	OTL	SL	SO	EN	GA	GAASOGP	SOW	SA	SVS	SV%
Henrik Tikkanen	8	474	5	2	0	1	2	1	16	2.03	1	0	224	208	0.929
William Lavallière	2	91	0	1	0	0	0	1	5	3.28	0	0	44	39	0.886
TOTALS	7	359	3	2	0	0	1	2	13	2.17	1	1	165	152	0.921
Parker Gahagen	37	2136	20	11	4	1	2	5	88	2.47	1	0	1045	957	0.916
Thomas Gale	13	618	5	6	0	0	0	5	27	2.62	0	0	298	271	0.909
Tristan Lennox	18	1003	5	10	1	0	0	4	59	3.53	1	1	506	447	0.883
Empty Net		70							16				16		
TEAM TOTALS	**72**	**4322**	**35**	**30**	**5**	**2**	**4**	**16**	**211**	**2.88**	**3**	**1**	**2133**	**1922**	**0.901**

Nick Tuzzolino
Head Coach

Nick Tuzzolino enters his third season as Railers' head coach & general manager after twice leading the organization to its second-best record in franchise history over the 2024-25 & 2025-26 seasons. Tuzzolino was named head coach and general manager of the Railers on Dec. 14, 2024 after serving as general manager and associate head coach to begin the season. He first came to Worcester in June of 2024 after spending the 2023-24 season as assistant coach and director of player development with the Savannah Ghost Pirates. As a defenseman, he played over 500 games professionally between the United Hockey League, International Hockey League, ECHL and American Hockey League from 2007-23. During his initial retirement, he coached the Buffalo Jr. Sabres of the Ontario Junior Hockey League from 2016-20.

Coaching Record

		Regular Season				Playoffs		
Season	**Team**	**Games**	**W**	**L**	**T**	**Games**	**W**	**L**
2024-25	**Worcester Railers (ECHL)**	**47**	**25**	**16**	**6**	**--**	**--**	**--**
2025-26	**Worcester Railers (ECHL)**	**72**	**35**	**30**	**7**	**--**	**--**	**--**
	ECHL Totals	**119**	**60**	**46**	**13**	**--**	**--**	**--**

Coaching History

Year	Coach	STD	W	L	T	PTS	Playoffs
2025-26	Nick Tuzzolino	6-N	35	30	7	77	Out of Playoffs
2024-25	Nick Tuzzolino	5-N	25	16	6	56	Out of Playoffs
	Bob Deraney		9	14	2	20	
2023-24	Jordan Lavallee-Smotherman	5-N	32	32	8	72	Out of Playoffs
2022-23	Jordan Lavallee-Smotherman	5-N	34	34	4	72	Out of Playoffs
2021-22	David Cunniff	5-N	32	32	7	71	Out of Playoffs
2019-20	David Cunniff	6-N	17	26	3	37	No Playoffs due to COVID-19
	Jamie Russell		4	10	1	9	
2018-19	Jamie Russell	7-N	32	29	11	75	Out of Playoffs
2017-18	Jamie Russell	4-N	37	27	8	82	Lost Division Semifinals

2026-27 Schedule

Sat.	**Oct. 17**	**Maine**	**Sat.**	**Dec. 19**	**Trenton**	Mon.	Feb. 15	at Maine
Sun.	**Oct. 18**	**Trois-Rivières**	Sat.	Dec. 26	at Trenton	Thu.	Feb. 18	at Orlando
Sat.	Oct. 24	at Maine	**Sun.**	**Dec. 27**	**Trenton**	Fri.	Feb. 19	at Orlando
Sun.	Oct. 25	at Maine	**Tue.**	**Dec. 29**	**Adirondack**	Mon.	Feb. 22	at Orlando
Fri.	Oct. 30	at Adirondack	**Fri.**	**Jan. 1**	**Trois-Rivières**	Fri.	Feb. 26	at Trois-Rivières
Mon.	**Nov. 2**	**Adirondack**	Sat.	Jan. 2	at Maine	Sat.	Feb. 27	at Trois-Rivières
Sat.	**Nov. 7**	**Wheeling**	Sun.	Jan. 3	at Maine	Sun.	Feb. 28	at Trois-Rivières
Sun.	**Nov. 8**	**Wheeling**	Fri.	Jan. 8	at Norfolk	**Fri.**	**Mar. 5**	**South Carolina**
Thu.	Nov. 12	at Greensboro	Sat.	Jan. 9	at Norfolk	**Sat.**	**Mar. 6**	**South Carolina**
Sat.	Nov. 14	at Greensboro	Sun.	Jan. 10	at Norfolk	**Sun.**	**Mar. 7**	**South Carolina**
Sun.	Nov. 15	at Greensboro	**Fri.**	**Jan. 15**	**Greensboro**	**Fri.**	**Mar. 12**	**Maine**
Sun.	**Nov. 22**	**Reading**	**Sat.**	**Jan. 16**	**Adirondack**	**Sat.**	**Mar. 13**	**Trenton**
Wed.	Nov. 25	at Maine	**Sun.**	**Jan. 17**	**Adirondack**	**Tue.**	**Mar. 16**	**Maine**
Fri.	Nov. 27	at Tulsa	Fri.	Jan. 22	at Bloomington	Fri.	Mar. 19	at Norfolk
Sat.	Nov. 28	at Tulsa	Sat.	Jan. 23	at Bloomington	Sat.	Mar. 20	at Norfolk
Sun.	Nov. 29	at Tulsa	**Fri.**	**Jan. 29**	**Norfolk**	Sun.	Mar. 21	at Norfolk
Fri.	Dec. 4	at Maine	**Sat.**	**Jan. 30**	**Norfolk**	Fri.	Mar. 26	at Maine
Sat.	**Dec. 5**	**Maine**	**Sun.**	**Jan. 31**	**Norfolk**	Sat.	Mar. 27	at Maine
Sun.	**Dec. 6**	**Reading**	**Wed.**	**Feb. 3**	**Maine**	**Fri.**	**Apr. 2**	**Trenton**
Wed.	Dec. 9	at Reading	Fri.	Feb. 5	at Adirondack	Sat.	Apr. 3	at Trenton
Fri	Dec. 11	at Reading	**Sat.**	**Feb. 6**	**Reading**	Sun.	Apr. 4	at Trenton
Sat.	**Dec. 12**	**Greensboro**	**Wed.**	**Feb. 10**	**Allen**	**Fri.**	**Apr. 9**	**Adirondack**
Sun	**Dec. 13**	**Greensboro**	**Fri.**	**Feb. 12**	**Allen**	**Sat.**	**Apr. 10**	**Trois-Rivières**
Fri.	**Dec. 18**	**Adirondack**	**Sat.**	**Feb. 13**	**Allen**	**Sun.**	**Apr. 11**	**Trois-Rivières**

2025-26 Results

Oct. 18	**Maine**	**0-5**	**Dec. 20**	**Norfolk**	**0-3**	Feb. 21	at Rapid City	3-5
Oct. 19	**Adirondack**	**3-5**	Dec. 31	at Wheeling	7-2	Feb. 27	at Trois-Rivières	2-1
Oct. 24	at Norfolk	1-4	Jan. 2	at Wheeling	2-3	**Feb. 28**	**Maine**	**1-2**
Oct. 25	at Norfolk	3-2*	Jan. 7	at Adirondack	1-4	**Mar. 1**	**Adirondack**	**1-0***
Oct. 31	**Reading**	**1-2#**	**Jan. 9**	**Florida**	**1-4**	Mar. 7	at Trois-Rivières	4-6
Nov. 1	**Reading**	**1-5**	**Jan. 10**	**Florida**	**3-2***	Mar. 8	at Trois-Rivières	3-4#
Nov. 7	at Maine	0-4	**Jan. 11**	**Florida**	**3-5**	**Mar. 11**	**Norfolk**	**2-5**
Nov. 8	**Maine**	**1-8**	**Jan. 14**	**Reading**	**4-1**	Mar. 14	at Reading	5-2
Nov. 9	**Maine**	**2-4**	Jan. 16	at Maine	3-2#	Mar. 15	at Reading	2-4
Nov. 14	**Trois-Rivières**	**6-4**	Jan. 17	at Maine	2-3*	**Mar. 20**	**Maine**	**2-6**
Nov. 15	**Trois-Rivières**	**2-0**	**Jan. 18**	**Maine**	**3-4**	Mar. 21	at Maine	1-4
Nov. 18	**Maine**	**4-0**	Jan. 23	at Norfolk	3-5	**Mar. 22**	**Adirondack**	**4-3**
Nov. 21	**Maine**	**2-1***	Jan. 24	at Norfolk	6-5	Mar. 27	at Wheeling	0-4
Nov. 22	**Greensboro**	**2-4**	Jan. 25	at Norfolk	3-2	Mar. 28	at Wheeling	1-2
Nov. 23	**Greensboro**	**3-2***	**Jan. 30**	**Wheeling**	**6-3**	Mar. 29	at Wheeling	1-4
Nov. 28	at Adirondack	1-2*	**Jan. 31**	**Wheeling**	**3-2***	**Apr. 2**	**Reading**	**5-3**
Nov. 29	at Adirondack	5-2	**Feb. 1**	**Wheeling**	**1-0**	**Apr. 3**	**Reading**	**2-1**
Nov. 30	at Adirondack	4-1	Feb. 4	at Adirondack	3-4*	**Apr. 5**	**Reading**	**2-3**
Dec. 5	at Reading	2-1	Feb. 7	at Trois-Rivières	2-3*	Apr. 10	at Greensboro	5-4
Dec. 6	at Reading	4-5	**Feb. 13**	**Trois-Rivières**	**0-2**	Apr. 11	at Greensboro	3-1
Dec. 10	at Adirondack	2-3	**Feb. 14**	**Trois-Rivières**	**2-3***	Apr. 12	at Greensboro	8-1
Dec. 13	at Maine	4-2	**Feb. 15**	**Trois-Rivières**	**1-4**	Apr. 15	at Maine	3-1
Dec. 17	**Norfolk**	**6-2**	Feb. 19	at Rapid City	3-2	**Apr. 18**	**Adirondack**	**3-2***
Dec. 19	**Norfolk**	**3-2**	Feb. 20	at Rapid City	5-4*	**Apr. 19**	**Adirondack**	**4-3***

* - Overtime # - Shootout

Michael G. Myers
Chief Operating Officer

Michael G. Myers was named COO of the Worcester Railers HC on May 11, 2020, after serving as team president since May 2016. Under his leadership, the Railers were recognized as one of the premier teams in the ECHL which included winning the 2018-19, 2019-20, 2020-21, 2021-22, & 2023-24 ECHL Community Service Awards. Myers was also named a finalist for the ECHL Executive of the Year in 2018 and 2019. Under his role as COO, he is responsible for all aspects of hockey operations, ticket sales, game day operations, and overseeing the Railers HC Foundation. Before working with the Railers he spent nine seasons with the AHL's Worcester Sharks as Senior Director of Business and Community Development. Myers made a significant impact in Central Massachusetts over that time overseeing an award-winning community relations department while also becoming a fixture in Worcester County's business landscape. Prior to his work with the Sharks, Myers owned and operated Myers Mask Design in Worcester where he built a reputation as one of the country's top mask designers for 11 years, having designed and painted masks for NHL greats such as former Conn Smythe winners Cam Ward and Bill Ranford, and NHL All-Stars Olaf Kolzig, Jonathan Quick and Dwayne Roloson. Myers painted a mask for Josh Harding of the Minnesota Wild that was voted "Mask of the Decade" by Sports Illustrated in 2010. Mike continues to actively serve on the boards of several non-profits throughout the area including Devereux of Rutland and Discover Central Mass. A varsity hockey goalie and lacrosse player at Assumption College from 1989-93 he graduated with a bachelor's degree with a double major in Psychology/Spanish and a minor in Art. Myers attended ECHL training camps with the Hampton Roads Admirals in 1993 and the South Carolina Stingrays in 1994. The Assumption graduate returned to his alma mater, serving as the Greyhounds' hockey assistant coach from 1999-2005. Myers resides in Worcester with his wife Ann and three sons: Matthew, Damon and John.

105 Commercial Street, Worcester, MA 01608

Office . . . . . .(508) 365-1750
Arena . . . . . .DCU Center
Radio Station . . . . . .98.9 FM NASH ICON
Team Colors . . . . . .Blue, Silver, White

Email . . . . . .timf@railershc.com
Capacity 5,600
Broadcaster . . . . . .Tim Foley

Team Directory

Owners . . . . . .Cliff and Susan Rucker
President . . . . . .David Aitken
Chief Operating Officer . . . . . .Michael G. Myers
Head Coach/General Manager . . . . . .Nick Tuzzolino
Assistant Coach . . . . . .Chris Rumble
Director of Retail & Merchandise Operations . . . . . .Dave Gwozdz
Senior Director of Ticket Sales . . . . . .Connor Haynes
Senior Manager of Marketing . . . . . .Joey Goldstein
Manager of Corporate Partnerships . . . . . .Paul O'Leary
Manager of Ticket Sales . . . . . .Josh DeMaio
Manager of Broadcasting & Media Relations . . . . . .Tim Foley
Community Relations Coordinator . . . . . .Griffin King
Partnership Services Coordinator . . . . . .Morgan Serughetti
Digital Media Specialist . . . . . Brendan Cerone
Marketing Coordinator . . . . . .Alana Perry
Group Events Specialists . . . . . .Hayley MacDonald, Morgan Yacavone
Business Development Specialists . . . . . .Jake Poor, Jack Dwyer
Youth Hockey Specialist . . . . . .Drew Micheli
Membership Services Coordinator . . . . . .Michelle Ciampi

SECTION 4
ECHL HISTORY AND YEAR IN REVIEW

Photo courtesy Adirondack Thunder

Justin Taylor set the ECHL career record for games played when he skated in his 885th career league game on Dec. 13, 2025. Taylor enters the 2026-27 season with 610 points (310g-300a) in 935 career ECHL games.

ECHL History

1988-89 - East Coast Hockey League formed with the Carolina Thunderbirds, Erie Panthers, Johnstown Chiefs, Knoxville Cherokees and Virginia Lancers.

Johnstown Chiefs and Virginia Lancers, both owned by Henry Brabham, and the Carolina Thunderbirds, owned by Bill Coffey, came from the All-American Hockey League which had four teams disband before playoffs in spring of 1988.

Bill Coffey sold Carolina Thunderbirds to John Baker.

Henry Brabham secured team in Erie and Brabham with Bill Coffey established team in Knoxville.

Patrick J. Kelly is named first Commissioner of East Coast Hockey League. Kelly is also manager of the Lancerlot Sports Complex in Vinton, Va., home of the Virginia Lancers.

Commissioner Patrick J. Kelly suspends three Carolina Thunderbirds players prior to Game 7 of the Riley Cup Finals.

Teams played 60-game schedule.

Henry Brabham Cup presented to regular season champion.

Jack Riley Cup presented to postseason champion.

1989-90 - Greensboro Monarchs, Hampton Roads Admirals and Nashville Knights added, making the ECHL an eight-team league.

Carolina Thunderbirds renamed Winston-Salem Thunderbirds.

Teams played 60-game schedule.

Scott Gordon becomes first player to play in the National Hockey League after playing in the ECHL taking the ice for the Quebec Nordiques on Jan. 30, 1990.

1990-91 - Cincinnati Cyclones, Louisville IceHawks and Richmond Renegades added, making the ECHL an 11-team league.

Virginia Lancers renamed Roanoke Valley Rebels.

League surpasses one million in attendance for first time.

Teams played 64-game schedule.

1991-92 - Columbus (Ohio) Chill, Dayton Bombers, Raleigh IceCaps and Toledo Storm added, making the ECHL a 15-team league.

Teams played a 64-game schedule.

1992-93 - Cincinnati Cyclones transferred to Birmingham and renamed Birmingham Bulls. Winston-Salem Thunderbirds transferred to Wheeling and renamed Wheeling Thunderbirds. Roanoke Valley Rebels changed named to Roanoke Valley Rampage.

Teams played a 64-game schedule.

Birmingham and Hampton Roads play the longest shootout game in ECHL history on Oct. 16, 1992. Birmingham's 21st shooter scores to give Bulls 7-6 win.

First All-Star Game is played on Feb. 2, 1993 in Wheeling, W.Va.

Columbus (Ohio) Chill sells out all 32 home games and will sell out all 32 home games in 1993-94 en route to ECHL record streak of 83 consecutive sellouts.

1993-94 - Charlotte Checkers, Huntington Blizzard, Roanoke Express and South Carolina Stingrays added, making the ECHL a 19-team league. Roanoke Valley transferred to Huntsville and named Huntsville Blast.

Teams played a 68-game schedule.

1994-95 - Huntsville transferred to Tallahassee and renamed Tallahassee Tiger Sharks. Louisville is granted a voluntary suspension for 1994-95, making ECHL an 18-team league.

Teams played a 68-game schedule.

Goaltenders Manon Rheaume and Erin Whitten, the first two women in professional hockey, record their first wins.

Former Cincinnati defenseman Kevin Dean became first ECHL player to have name engraved on Stanley Cup as member of New Jersey Devils.

1995-96 - Louisville IceHawks transferred to Jacksonville and renamed Jacksonville Lizard Kings. Greensboro Monarchs return ECHL membership and join American Hockey League. Louisiana IceGators, Louisville RiverFrogs and Mobile Mysticks added, making ECHL a 21-team league.

Teams played 70-game schedule.

Pat Pylypuik named general manager in Toledo, becoming the youngest GM in professional hockey history at 25 years old.

League web site launched.

League office relocated from Charlotte, N.C. to Princeton, N.J.

League launches ECHL Properties, the licensing and marketing arm of the ECHL.

League unveils new logo designed by NHL Enterprises, Inc. and announces national licensing program with NHL.

League executes its first Collective Bargaining Agreement with Professional Hockey Players' Association.

Richard W. Adams named President/CEO on June 1, 1996.

1996-97 - Erie transferred to Baton Rouge and renamed Baton Rouge Kingfish. Nashville transferred to Pensacola and renamed Pensacola Ice Pilots. Mississippi Sea Wolves and Peoria Rivermen added, making ECHL a 23-team league. Wheeling Thunderbirds change name to Wheeling Nailers.

Teams played 70-game schedule.

Louisiana IceGators become first team in league history to draw more than 400,000 fans with 400,185.

ECHL surpasses four million mark in attendance for first time with 4,244,656.

South Carolina Stingrays become first team in league history to win regular season championship and postseason championship in same season.

Patrick J. Kelly Cup replaces Jack Riley Cup as trophy awarded to postseason champion.

Patrick J. Kelly named Commissioner Emeritus.

1997-98 - Knoxville transferred to Florence and renamed Pee Dee Pride. Chesapeake Icebreakers and New Orleans Brass added, making ECHL a 25-team league.

Teams played a 70-game schedule.

Rookie of the Year will receive the John A. Daley Memorial Trophy.

NHL awards former Richmond goaltender Jamie McLennan the Bill Masterton Memorial Trophy.

1998-99 - Raleigh transferred to Augusta and renamed Augusta Lynx. Louisville transferred to Miami and renamed Miami Matadors. Florida Everblades and Greenville Grrrowl added, making ECHL a 27-team league.

All-Star Game played in Biloxi, Mississippi and televised nationally on ESPN2.

Teams played a 70-game schedule.

1999-2000 - Chesapeake transferred to Jackson and renamed Jackson Bandits. Columbus and Miami granted voluntary suspension. Arkansas RiverBlades, Greensboro Generals and Trenton Titans added, making ECHL a 28-team league.

Teams played 70-game schedule.

Former Raleigh left wing Krzysztof Oliwa becomes second former ECHL player to have name engraved on Stanley Cup as member of New Jersey Devils.

NHL awards former Hampton Roads goaltender Olaf Kolzig the Vezina Trophy.

2000-01 - Hampton Roads, Huntington and Jacksonville granted voluntary suspension, making ECHL a 25-team league.

Teams played a 72-game schedule.

Former Chesapeake and Wheeling goaltender David Aebischer and Richmond defenseman Nolan Pratt become third and fourth former ECHL players to have name engraved on Stanley Cup as members of Colorado Avalanche. First time multiple ECHL players have been on Stanley Cup champion.

2001-02 - Birmingham transferred to Atlantic City and renamed Atlantic City Boardwalk Bullies. Miami transferred to Cincinnati and renamed Cincinnati Cyclones. Hampton Roads transferred to Columbus, Georgia and renamed Columbus Cottonmouths. Tallahassee relocated to Macon and renamed Macon Whoopee. Columbus, Ohio transferred to Reading and renamed Reading Royals. Columbia Inferno added, making ECHL a 29-team league.

Teams played a 72-game schedule.

Former Richmond goaltender Manny Legace becomes fifth former ECHL player to have name engraved on Stanley Cup as member of Detroit Red Wings.

2002-03 - Macon transferred to Lexington and renamed Lexington Men O' War. Mobile and New Orleans granted voluntary suspension, making ECHL a 27-team league.

Teams played a 72-game schedule.

Brian McKenna named President/CEO.

Former Johnstown center Brett McLean becomes 200th player to play in the National Hockey League after playing in the ECHL when he made his debut with the Chicago Blackhawks on Dec. 10.

League name changed from East Coast Hockey League to ECHL on May 19.

Former Cincinnati goaltender Corey Schwab becomes sixth former ECHL player to have name engraved on Stanley Cup as member of New Jersey Devils.

2003-04 - Huntington transferred to Beaumont and renamed Texas Wildcatters and Mobile transferred to Duluth and renamed Gwinnett Gladiators. Arkansas and Jacksonville returned their ECHL memberships.

ECHL expands into western United States with the addition of expansion members Alaska Aces, Bakersfield Condors, Fresno Falcons, Idaho Steelheads, Las Vegas Wranglers, Long Beach Ice Dogs and San Diego Gulls, making ECHL a 31-team league that has a national presence.

Teams played a 72-game schedule.

ECHL is first professional league in North America to mandate protective visors.

Eastern Conference champion will receive E.A. "Bud" Gingher Memorial Trophy.

Western Conference champion will receive Bruce Taylor Trophy.

ECHL Coach of the Year will receive the John Brophy Award.

Las Vegas Wranglers host Bakersfield Condors in first-ever "Midnight Madness" game in professional hockey history.

League announces that, beginning in 2004-05, The Hockey Company will be the primary equipment supplier for players and officials.

Former Atlantic City goaltender Matt Yeats becomes 250th player to play in the National Hockey League after playing in the ECHL when he made his debut with the Washington Capitals on Mar. 23.

Former Trenton left wing Ruslan Fedotenko, former Richmond defenseman Nolan Pratt and former Charlotte left wing Andre Roy bring the number of former ECHL players who have their name engraved on the Stanley Cup to nine as members of Tampa Bay Lightning. Pratt becomes first former ECHL player to have his name engraved twice. Former Johnstown radio announcer Dave Mishkin and former Johnstown equipment manager Dana Heinze also get names engraved.

2004-05 - Baton Rouge transferred to Victoria and renamed Victoria Salmon Kings becoming the first ECHL team based in Canada. Cincinnati and Columbus granted voluntary suspension and memberships in Greensboro and Roanoke are terminated while Richmond voluntarily returns its membership, making ECHL a 28-team league.

Teams played a 72-game schedule.

American Conference champion will receive E.A. "Bud" Gingher Memorial Trophy.

National Conference champion will receive Bruce Taylor Trophy.

League announces referees and linesmen will wear numbers.

League welcomed 50 millionth fan on Mar. 11 when Carol Stewart of Biloxi, Miss. attended her first hockey game ever at the Mississippi Coast Coliseum.

Scott Gomez played for the Alaska Aces in his hometown of Anchorage during the NHL lockout and won league scoring title and was named Most Valuable Player.

2005-06 - Atlantic City transferred to Stockton and renamed Stockton Thunder, Bloomington transferred to Phoenix and renamed Phoenix RoadRunners and Lexington transferred to West Valley City and renamed Utah Grizzlies. Pee Dee granted voluntary suspension, Louisiana membership is terminated and Peoria joins American Hockey League. Mississippi forced to cancel season because of Hurricane Katrina and Texas forced to cancel season because of Hurricane Rita, making ECHL a 25-team league.

Teams played a 72-game schedule.

All-Star Game played in Fresno, Calif. and broadcast nationally on OLN.

Former Charlotte defenseman David Liffiton becomes 300th player to play in the National Hockey League after playing in the ECHL when he made his debut with the New York Rangers on Apr. 11.

Alaska Aces become second team in league history to win regular season championship and postseason championship in same season.

Former Wheeling coach Peter Laviolette becomes first ECHL coach to have his name engraved on Stanley Cup as head coach of Carolina Hurricanes while Chad LaRose and Andrew Hutchinson bring total number of former ECHL players on historic trophy to 11. Former Johnstown athletic trainer Chris Stewart also has name engraved.

2006-07 - Greenville membership terminated and San Diego voluntarily returns member-

ship. Cincinnati and Texas return from voluntary suspension, making ECHL a 25-team league.

Teams played a 72-game schedule.

All-Star Game played in Boise, Idaho and televised in over 31 million homes including being shown live for sixth year in a row on The NHL Network and NHL Center Ice.

For the seventh consecutive year the ECHL is represented on the Stanley Cup Champion with Anaheim assistant coach Dave Farrish, players Francois Beauchemin and George Parros and broadcasters John Ahlers and Steve Carroll. It is the second year in a row that a former ECHL coach is part of the NHL champion and the third consecutive year that there is more than one former ECHL player on the winning team. Farrish becomes the second former ECHL coach to have his name engraved on the historic trophy while Beauchemin and Parros are the 12th and 13th former ECHL players to have their name on the Stanley Cup.

2007-08 - Elmira granted expansion membership and Toledo granted voluntary suspension while new arena is built. Long Beach membership is terminated. Mississippi returns after missing two seasons in aftermath of Hurricanes Katrina and Rita, making ECHL a 25-team league.

Teams played a 72-game schedule.

ECHL celebrated 20th Anniversary and is the third-longest tenured professional hockey league behind only the National Hockey League and the American Hockey League.

ECHL All-Star Game played in Stockton, Calif. and televised live nationally on NHL Network for seventh season in a row.

ECHL represented on Stanley Cup champion for eighth year in a row by Aaron Downey, who becomes the 14th former ECHL player to be a member of the Stanley Cup winner.

Former Mississippi coach Bruce Boudreau is named the NHL Coach of the Year.

Twenty-six former ECHL players made their NHL debut, including six who played in both the ECHL and the NHL, raising the total number of players who have played in the NHL after the ECHL to 355, including 210 in the last seven seasons.

ECHL averaged over 4,000 for the fourth year in a row and the 16th time in the last 18 years while welcoming more than 3.75 million fans for the fifth straight season and the 11th time in the last 12 years.

Cincinnati won the Kelly Cup in front of an ECHL postseason record crowd of 12,722 at the 12,056-seat U.S. Bank Arena.

ECHL teams donated almost $4 million to charitable organizations, including almost $2 million in monetary contributions.

2008-09 - Texas transferred to Ontario and renamed Ontario Reign and Columbia granted a voluntary suspension. Pensacola membership is terminated.

Teams played a 72-game schedule.

ECHL All-Star Game played in Reading, Pa. and televised live nationally for eighth season in a row.

ECHL represented on Stanley Cup champion for ninth year in a row by Pittsburgh Penguins head coach Dan Bylsma, player Ruslan Fedotenko, equipment managers Dana Heinze and Dave Zeigler, athletic trainers Chris Stewart and Scott Adams and scout Derek Clancey.

Former ECHL goaltender Tim Thomas received the Vezina Trophy as the top goaltender in the National Hockey League and was also presented the William Jennings Trophy with teammate Manny Fernandez as the goaltenders finishing the season having surrendered the fewest goals.

Record 52 former ECHL players played their first NHL game, including eight who played in both the ECHL and the NHL, raising the total number of players who have played in the NHL after the ECHL to 407 including 151in the last four seasons.

For the second year in a row the ECHL was the only minor professional hockey league to increase its attendance averaging 4,258 per game which is the highest average since 2005-06 and the second-highest average in the last eight seasons. ECHL averaged over 4,000 fans for fifth consecutive season and the 17th time in the last 19 years and drew more than 3 million fans for the 16th year in a row and reached the 3 million mark in the fewest number of games since 2005-06.

South Carolina won record third Kelly Cup championship beating the Alaska Aces 4-2 in Game 7 in front of a standing-room-only crowd of 6,610 at Sullivan Arena in Anchorage, Alaska. Stingrays won the coveted trophy the first time it was presented in 1997 and again in 2001 when they became the first two-time winner. South Carolina coach Jared Bednar is first player or coach to have his name engraved on the trophy three times as he was a player in 1997 and 2001.

Games 5 and 7 of the Finals were televised live on B2 Television and available in 33 million households in over 125 markets.

ECHL teams donated more than $3.4 million to charitable organizations including over $1.7 in monetary contributions. Teams have contributed over $12.5 million to charity in the last four seasons.

2009-10 - Toledo returned after a two-year voluntary suspension while the Lucas County Downtown Arena was built and Kalamazoo was granted an expansion membership. Dayton, Mississippi, Myrtle Beach and Phoenix relinquish their memberships.

Teams played a 72-game schedule.

All-Star Game played in Ontario, Calif. and televised live nationally for the ninth season in a row.

ECHL represented on Stanley Cup champion for 10th year in a row by Chicago Blackhawks assistant coaches Mike Haviland and John Torchetti, developmental goaltending coach Wade Flaherty, senior director of hockey administration Al MacIsaac, general manager of minor league affiliations Mark Bernard and scout Ryan Stewart.

Thirty-six former ECHL players played their first NHL game, including five who played in both the ECHL and the NHL, raising the total number of players who have played in the NHL after the ECHL to 444 including 188 in the last five seasons.

For the third year in a row, the ECHL incresed its attendance averaging 4,485 per game which is the highest average since the 1999-2000 season and the second-highest average in the last 11 years. The ECHL averaged over 4,000 fans for the sixth consecutive season and the 18th time in the last 20 years and drew more than 3 million fans for the 17th year in a row.

Cincinnati won its second Kelly Cup championship in three years, beating the Idaho Steelheads 2-1 in Game 5 in front of a standing-room only 13,438 fans at U.S. Bank Arena in Cincinnati, Ohio. The Cyclones made history during the American Conference Finals, becoming the first team in ECHL history to come back from a 3-0 series deficit to take the American Conference title from the Reading Royals.

ECHL teams donated more than $3.6 million to charitable organizations including over $1 million in monetary contributions. Teams have contributed over $16.1 million to charity in the last five seasons.

2010-11 - Johnstown relocated to Greenville and renamed the Greenville Road Warriors while Charlotte joins American Hockey League.

Teams played a 72-game schedule.

All-Star Game played in Bakersfield, Calif. and televised nationally for the 10th season in a row.

Former Hampton Roads left wing Andrew Brunette becomes the first ECHL alum to play in 1,000 NHL games when he reached the milestone with the Minnesota Wild on Feb. 1

Alaska Aces right wing Wes Goldie becomes just seventh player in ECHL history to reach 300-goal plateau and the fifth player to play in at least 600 games.

ECHL represented on the Stanley Cup champion for 11th year in a row by Boston Bruins assistant coach Geoff Ward, players Rich Peverley, Michael Ryder and Tim Thomas, scout Tom McVie and radio broadcaster Dave Goucher. Thomas becomes first ECHL alum to win Conn Smythe Award as Most Valuable Player of the Stanley Cup Playoffs.

Thomas also was awarded the Vezina Trophy as the NHL's top goaltender marking the second time he has won the award in the last three seasons.

Former ECHL player and Pittsburgh Penguins head coach Dan Bylsma wins Jack Adams Award as NHL Coach of the Year.

Twenty-three former ECHL players played their first NHL game, including three who played in both the ECHL and NHL, bringing the total number of players who have played in the NHL after the ECHL to 467, including 211 in the last six seasons.

The ECHL averages 4,339 fans per game, marking the seventh consecutive season and the 19th time in the last 21 years that the ECHL has averaged more than 4,000 per game.

Alaska won its second Kelly Cup championship beating the Kalamazoo Wings 4 games to 1. The Aces become the fourth team in ECHL history to win the Brabham Cup and Kelly Cup in the same season.

ECHL teams donated more than $3.6 million to charitable organizations including over $1.3 million in monetary contributions. Teams have contributed over $20 million in the last six seasons.

2011-12 - Chicago and Colorado granted expansion memberships while Victoria withdraws from the league making ECHL a 20-team league.

Teams played a 72-game schedule.

Alaska Aces right-wing Wes Goldie became the league's all-time leader in goals when he scored his 369th ECHL goal on March 24 at Ontario.

ECHL represented on the Stanley Cup champion for 12th year in a row by Los Angeles Kings assistant coach Jamie Kompon, players Dwight King, Jordan Nolan and Jonathan Quick, manager of communications/broadcasting Jeremy Zager and scouts Steve Greeley, Mark Mullen and Mark Yannetti. Quick becomes second consectuive ECHL alum to win Conn Smythe Trophy as Most Valuable Player of the Stanley Cup Playoffs.

Twenty-three former ECHL players played their first NHL game, including six who played in both the ECHL and NHL, bringing the total number of players who have played in the NHL after the ECHL to 490, including 234 in the last seven seasons.

The ECHL averages 4,281 fans per game, marking the eighth consecutive season and the 20th time in the last 22 years that the ECHL has averaged more than 4,000 per game.

Florida won its first Kelly Cup championship beating Las Vegas 4 games to 1.

ECHL teams donated more than $2.6 million to charitable organizations bringing the total contribution over the last seven seasons to more than $23 million.

2012-13 - Evansville, Fort Wayne, Orlando and San Francisco granted expansion memberships while Chicago withdraws from the league, making the ECHL a 23-team league.

ECHL celebrated its 25th Anniversary making it the third-longest tenured professional hockey league behind only the National Hockey League and the American Hockey League.

Teams played a 72-game schedule.

All-Star Game played in Loveland, Colo., and televised nationally for the 11th consecutive time.

ECHL represented on the Stanley Cup champion for the 13th year in a row with Chicago Blackhawks assistant coach Jamie Kompon, players Sheldon Brookbank and Daniel Carcillo, vice president/assistant to the president Al MacIsaac, director of pro scouting Ryan Stewart and general manager of minor league affiliations Mark Bernard.

Twenty-two former ECHL players played their first NHL game, bringing the total number of players to have played in the NHL after the ECHL to 512, including 256 in the last eight seasons.

The ECHL averages 4,695 fans per game, the highest single-season average since 1999-2000, and the ninth consecutive season and the 21st time in the last 23 years that the ECHL has averaged over 4,000 fans.

Reading wins its first Kelly Cup championship, defeating Stockton 4 games to 1 in the Kelly Cup Finals.

ECHL teams donated more than $3.3 million to charitable organizations bringing the total contribution over the last eight years to more than $27 million.

2013-14 - Trenton ceases operations making the ECHL a 22-team league.

Teams played a 72-game schedule.

ECHL represented on the Stanley Cup champion for the 14th year in a row with Los Angeles Kings assistant coach Davis Payne, players Kyle Clifford, Trevor Lewis, Martin Jones, Dwight King, Jordan Nolan and Jonathan Quick; manager of communications and broadcasting Jeremy Zager; and scouts Mark Mullen and Mark Yannetti.

Twenty-nine former ECHL players played their first NHL game, bringing the total number of players to have played in the NHL after the ECHL to 541, including 285 in the last nine seasons.

The ECHL averages 4,706 fans per game, the highest single-season average since 1999-2000, and the 10th consecutive season and the 22nd time in the last 24 years that the ECHL has averaged over 4,000 fans.

Alaska ties the ECHL record by winning its third Kelly Cup title in team history, defeating Cincinnati 4 games to 2 in the Kelly Cup Finals.

ECHL teams donated more than $3.9 million to charitable organizations bringing the total contribution over the last nine years to more than $31 million.

2014-15 - ECHL accepts expansion members in Allen, Brampton, Indy, Missouri, Quad City, Rapid City, Tulsa and Wichita while Las Vegas is granted a voluntary suspension making the ECHL a 28-team league.

Teams played a 72-game schedule.

The Toledo Walleye host the first outdoor games in ECHL history, hosting Kalamazoo on Dec. 27 and Fort Wayne on Jan. 4 at Fifth Third Field in downtown Toledo.

All-Star Game played in Orlando, Fla. on Jan. 21, 2015 and televised nationally for the 12th consecutive time.

ECHL represented on the Stanley Cup champion for the 15th year in a row with Chicago Blackhawks vice president of hockey operations Al MacIsaac, general manager of minor league affiliations Mark Bernard, director of pro scouting Ryan Stewart, pro scout Derek Booth and players Scott Darling and Andrew Desjardins.

Twenty-eight former ECHL players played their first NHL game, bringing the total number of players to have played in the NHL after the ECHL to 569, including 313 in the last 10 seasons.

The ECHL averages 4,598 fans per game, the 11th consecutive season and the 23rd time in the last 25 years that the ECHL has averaged over 4,000 fans.

The Allen Americans won their first Kelly Cup title, defeating the South Carolina Stingrays 4 games to 3 in the Kelly Cup Finals.

ECHL teams donated more than $5.6 million to charitable organizations bringing the total contribution over the last 10 years to more than $37 million.

2015-16 - Bakersfield relocates to Norfolk, Va. as the Norfolk Admirals, Ontario relocates to Manchester, N.H. as the Manchester Monarchs and Stockton relocates to Glens Falls, N.Y. as the Adirondack Thunder while Las Vegas relinquishes its membership.

Teams played a 72-game schedule.

ECHL represented on the Stanley Cup champion for the 16th year in a row with Pittsburgh Penguins' player Tom Kuhnhackl, goalie development coach Mike Buckley, Vice President of Hockey Operations Jason Karmanos, Director of Pro Scouting Derek Clancey, Amateur Scout Warren Young, Head Athletic Trainer Chris Stewart and Head Equipment Manager Dana Heinze.

Thirty former ECHL players played their first NHL game, bringing the total number of players to have played in the NHL to 599, including 343 in the last 11 seasons.

The ECHL averages 4,385 fans per game, the 12th consecutive season and the 24th time in the last 26 years that the ECHL has averaged over 4,000 fans.

The Allen Americans became the first team to repeat as ECHL champions since the Toledo Storm in 1993 and 1994, defeating the Wheeling Nailers 4 games to 2 in the Kelly Cup Finals.

ECHL teams donated more than $4 million to charitable organizations bringing the total contribution over the last 11 years to more than $41 million.

2016-17 - Evansville is granted a Transfer of Home Territory to Owensboro, Ky. and is granted a Voluntary Suspension for needed arena renovations making the ECHL a 27-team league.

Teams played a 72-game schedule.

The Adirondack Thunder hosted the 2017 ECHL All-Star Classic on Wednesday, Jan. 18 at the Glens Falls Civic Center. The game was televised nationally live on NHL Network.

ECHL represented on the Stanley Cup champion for the 17th year in a row with Pittsburgh Penguins' players Josh Archibald, Tom Kuhnhackl, Carter Rowney and Mark Streit, Goalie Development Coach Mike Buckley, Vice President of Hockey Operations Jason Karmanos, Director of Pro Scouting Derek Clancey, Amateur Scouts Ryan Bowness and Warren Young, Head Athletic Trainer Chris Stewart and Head Equipment Manager Dana Heinze.

Twenty-four former ECHL players played their first NHL game, bringing the total number of players to have played in the NHL after the ECHL to 623, including 367 in the last 12 seasons.

The ECHL averages 4,251 fans per game, the 13th consecutive season and the 25th time in the last 27 years that the ECHL has averaged over 4,000 fans.

The Colorado Eagles claimed their first-ever Kelly Cup championship with a 4 games to 0 victory over the South Carolina Stingrays in the 2017 Kelly Cup Finals.

ECHL teams donated more than $3.8 million to charitable organizations bringing the total contribution over the last 12 years to more than $45 million.

2017-18 - Worcester is granted an expansion Membership, while Owensboro is granted a Transfer of Home Territory to Jacksonville. Elmira withdraws its Membership and Alaska is granted a Voluntary Suspension, making the ECHL a 27-team league for its 30th Anniversary Season.

Teams played a 72-game schedule.

The ECHL welcomed Kyle McGhan as its 100 millionth fan on Nov. 10 at Wings Event Center in Kalamazoo.

The Indy Fuel hosted the 2018 ECHL All-Star Classic on Monday, Jan. 15 at the Indiana Farmers Coliseum. The game was televised nationally live on NHL Network.

Commissioner Brian McKenna announces that he will step down following the season after leading the ECHL for 16 seasons.

ECHL represented on the Stanley Cup champion for the 18th year in a row with Washington Capitals' players Jay Beagle, Philipp Grubauer and Braden Holtby, Associate Coach Todd Reirden, Professional Development Coach Olaf Kolzig, Pro Scout/Minor League Operations Jason Fitzsimmons, Manager of Hockey Analytics H.T. Lenz, Head Athletic Trainer Jason Serbus and Equipment Assistant Dave Marin. Beagle, who won the Kelly Cup title wtih Idaho in 2007, became first person to ever win a Kelly Cup, Calder Cup and Stanley Cup championship during his career.

Eighteen former ECHL players played their first NHL game, bringing the total number of players to have played in the NHL after the ECHL to 641, including 385 in the last 13 seasons.

The ECHL averages 4,424 fans per game, the 14th consecutive season and the 26th times in the last 28 years that the ECHL has averaged over 4,000 fans per game.

The Colorado Eagles became the fourth team in ECHL history to win back-to-back championships, defeating the Florida Everblades 4 games to 3 in the 2018 Kelly Cup Finals.

ECHL teams donated more than $3.6 million to charitable organizations bringing the total contribution over the last 13 years to more than $49 million.

2018-19 - Alaska is granted a Transfer of Home Territory to Portland, Maine; St. John's, Newfoundland is granted an expansion Membership; Colorado withdraws from the league to join the American Hockey League; and Quad City withdraws its Membership, making the ECHL a 27-team league.

Ryan Crelin, who initially joined the ECHL League staff in 2005, is named as the League's fourth commissioner.

Teams played a 72-game schedule.

The Toledo Walleye hosted the 2019 ECHL All-Star Classic at the Huntington Center on Monday, Jan. 21, 2019.

ECHL represented on the Stanley Cup champion for the 19th year in a row with St. Louis Blues goaltender Jordan Binnington; Executive Vice President, Chief Revenue Officer Steve Chapman; Vice President, Broadcast and Content Development Chris Kerber; Assistant GM and Director of Amateur Scouting Bill Armstrong; Pro Scout Dave Farrish; Assistant Athletic Trainer Dustin Flynn and Equipment Assistant Andrew Dvorak.

Twenty former ECHL players played their first NHL game, bringing the total number of players to have played in the NHL after the ECHL to 662, including 406 in the last 14 seasons.

The ECHL averages 4,445 fans per game, the 15th consecutive season and the 27th time in the last 29 years that the ECHL has averaged over 4,000 fans per game.

The Newfoundland Growlers win the Kelly Cup title, defeating the Toledo Walleye 4 games to 2 in the Kelly Cup Finals. Newfoundland becomes the first team since Greensboro in 1990 to win the ECHL title in its first season of existence.

ECHL teams donated more than $3.6 million to charitable organizations bringing the total contribution over the last 14 years to more than $53 million.

2019-20 - Manchester Membership is Terminated, making the ECHL a 26-team league.

The ECHL Board of Governors approves the use of video replay review in all 26 arenas for goal review.

The Wichita Thunder hosted the 2020 ECHL All-Star Classic at INTRUST Bank Arena on Wednesday, Jan. 22, 2020.

The ECHL suspended play of the 2019-20 Season on March 12, and cancelled the remainder of the regular season and Kelly Cup Playoffs on March 14, due to the COVID-19 pandemic.

ECHL represented on the Stanley Cup champion for the 20th year in a row with Tampa Bay Lightning players Yanni Gourde and Carter Verhaeghe; Assistant Coach Derek Lalonde; Director of Player Development JP Cote; Assistant Equipment Manager Jason Berger and Radio Play-by-Play Announcer Dave Mishkin.

Sixteen former ECHL players played their first NHL game, bringing the total number of players to have played in the NHL after the ECHL to 678, including 422 in the last 15 seasons.

2020-21 - Due to the COVID-19 pandemic, the start of the ECHL season is delayed until Dec. 11. Thirteen teams - Allen, Florida, Greenville, Indy, Jacksonville, Kansas City, Orlando, Rapid City, South Carolina, Tulsa, Utah, Wheeling and Wichita - began a 72-game season on that date while Fort Wayne

began a shortened season on Feb. 12. The remaining 12 teams elected a Voluntary Suspension under the ECHL's COVID-19 policy.

The Fort Wayne Komets win their first Kelly Cup title, defeating the South Carolina Stingrays 3 games to 1 in the Kelly Cup Finals.

ECHL represented on the Stanley Cup champion for the 21st year in a row with Tampa Bay Lightning player Yanni Gourde; Assistant Coach Derek Lalonde; Director of Player Development JP Cote; Assistant Equipment Manager Jason Berger and Radio Play-by-Play Announcer Dave Mishkin.

Twenty former ECHL players played their first NHL game, bringing the total number of players to have played in the NHL after the ECHL to 698, including 442 in the last 16 seasons.

2021-22 - Iowa and Trois-Rivières granted expansion Memberships while Brampton withdraws from the League making the ECHL a 27-team league.

League Office relocated from Princeton, N.J. to Shrewsbury, N.J.

Teams played a 72-game schedule.

The Jacksonville Icemen hosted the 2022 ECHL All-Star Classic at VyStar Veterans Memorial Arena on Monday, Jan. 17, 2022.

Laura Schmidlein became first female on-ice official in league history when she worked a game at Worcester on Dec. 11, 2022.

The Florida Everblades win their second Kelly Cup title in team history, defeating the Toledo Walleye 4 games to 1 in the Kelly Cup Finals. Four of the five games in the Finals feature standing-room only crowds.

ECHL represented on the Stanley Cup champion for the 22nd year in a row with Colorado Avalanche head coach Jared Bednar, Assistant Coach Nolan Pratt, goaltender Darcy Kuemper, Head Equipment Manager J.C. Ihrig and Assistant Equipment Manager Donny White. Bednar becomes the first coach to lead teams to championships in ECHL, AHL and NHL, and is just the second individual to win titles in all three leagues, joining Jay Beagle.

Twenty-nine former ECHL players played their first NHL game, bringing the total number of players to have played in the NHL after the ECHL to 727, including 471 in the last 17 seasons.

2022-23 - Savannah is granted an expansion Membership making the ECHL a 28-team league.

Teams played a 72-game schedule.

Norfolk hosted the 2023 ECHL All-Star Classic on Monday, Jan. 16, 2023, becoming the second city in League history to host the event twice.

Mike Pelech of the Atlanta Gladiators became the ECHL's all-time leader in games played when he skated in his 860th career league game on Feb. 14.

The Idaho Steelheads set ECHL single-season records for home wins (32), wins (58) and points (119).

The ECHL welcomed an average of 4,639 fans per game, marking the League's highest per-game average in nine years. Additionally, between the regular season and Kelly Cup Playoffs, an all-time record of 5,044,458 fans attended ECHL games.

The Florida Everblades won their second consecutive Kelly Cup title, and third in team history, with a 4 games to 0 victory over the Idaho Steelheads in the Kelly Cup Finals.

ECHL represented on the Stanley Cup champion for the 23rd year in a row with a record 16 individuals with ECHL ties on the Vegas Golden Knights including head coach Bruce Cassidy and players Laurent Brossoit, Adin Hill, Keegan Kolesar, Brayden Pachal, Jonathan Quick and Logan Thompson.

Thirteen former ECHL players played their first NHL game, bringing the total number of players to have played in the NHL after the ECHL to 740, including 484 in the last 18 seasons.

2023-24 - Teams played a 72-game schedule.

Savannah hosted the 2024 ECHL All-Star Classic on Monday, Jan. 15, 2024.

The Cincinnati Cyclones became first team in professional hockey history to start five Black players in a game on March 30 against Wheeling.

Newfoundland Membership was Terminated on April 2 for failure to fulfill obligations under the ECHL Bylaws.

The Florida Everblades become the first team in ECHL history to win three consecutive championships, defeating the Kansas City Mavericks 4 games to 1 in the Kelly Cup Finals. Florida's fourth overall title also is the most in ECHL history.

ECHL represented on the Stanley Cup champion for the 24th year in a row with Florida Panthers Assistant General Manager Brett Peterson, Senior Vice President of

Hockey Operations Paul Krepelka, Assistant Coach Jamie Kompon, Goaltending Coach Robb Tallas, players Ryan Lomberg, Steven Lorentz, Anthony Stolarz and Carter Verhaeghe, Professional Scouts P.J. Fenton and Sean Backman, Assistant Athletic Trainer Brian Riedel and Assistant Equipment Managers Thomas Anderson, Dakota King and Joe Wiezczek and Radio Broadcaster Doug Plagens.

The ECHL welcomed 4,948,467 fans during the regular season, the most fans to attend games in a single season in league history. The average of 4,944 fans per game was the largest since the 1996-97 season. Additionally, between the regular season and Kelly Cup Playoffs, an all-time record of 5,358,907 fans attended ECHL games.

Twelve former ECHL players played their first NHL game, bringing the total number of players to have played in the NHL after the ECHL to 752, including 496 in the last 19 seasons.

2024-25 - Bloomington and Tahoe are granted expansion Memberships making the ECHL a 29-team league.

The Trois-Rivières Lions captured their first Kelly Cup title in team history, defeating the Toledo Walleye 4 games to 1 in the Kelly Cup Finals.

ECHL represented on the Stanley Cup champion for the 25th year in a row with Florida Panthers Assistant General Manager Brett Peterson; Senior Vice President of Hockey Operations Paul Krepelka; Assistant Coach Jamie Kompon; Goaltending Coach Robb Tallas; players Vitek Vanecek and Carter Verhaeghe; Professional Scouts P.J. Fenton and Sean Backman; Amateur Scouts Dillon Donnelly, Josh Monk and Ken Morin; Assistant Athletic Trainer Brian Riedel; Assistant Equipment Managers Thomas Anderson, Dakota King and Joe Wiezczek and Radio Broadcaster Doug Plagens.

The ECHL welcomed 5,203,711 fans during the regular season, marking a third straight season of record attendance. The average attendance of 4,984 was the fourth highest in league history. Between the regular season and playoffs, an all-time record of 5,590,459 fans attended ECHL games.

Sixteen former ECHL players played their first NHL game, bringing the total number of players to have played in the NHL after the ECHL to 768, including 512 in the last 20 seasons.

2025-26 - Greensboro granted an expansion Membership, making the ECHL a 30-team league.

Justin Taylor set ECHL all-time record for career games played when he skated in his 885th career game on Dec. 13, 2025.

Allen hosted the 2026 ECHL All-Star Classic on Monday, Jan. 19, 2026.

The Florida Everblades captured their record fifth Kelly Cup title, and the fourth in the last five seasons, defeating the Kansas City Mavericks 4 games to 2 in the Kelly Cup Finals.

ECHL represented on the Stanley Cup champion for the 26th year in a row with Carolina Hurricanes goaltender Brandon Bussi, Vice President Pro Player Personnel Chris Abbott, Head Athletic Trainer Doug Bennett, Assistant Athletic Trainer Koryd Lavimoniere, Head Equipment Manager Jorge Alves, TV/Radio Analyst Tripp Tracy and Editorial Content Producer & Team Reporter Walt Ruff.

The ECHL welcomed 5,419,756 fans during the regular season, marking a fourth straight season of record attendance. The average attendance of 5,018 was the first time since 1997-98 the league surpassed 5,000 fans. Between the regular season and playoffs, an all-time record of 5,810,411 fans attended ECHL games.

Fourteen former ECHL players played their first NHL game, bringing the total number of players to have played in the NHL after the ECHL to 782, including 526 in the last 21 seasons.

2026-27 - New Mexico granted an expansion Membership, Utah relocates to Trenton and Iowa granted a Voluntary Suspension, making the ECHL a 30-team League.

The Idaho Steelheads will host the 2027 Warrior/ECHL All-Star Classic on Jan. 26 and 27, 2027.

2025-26 YEAR IN REVIEW

EASTERN CONFERENCE

North Division	GP	W	L	T	PTS	PCT	GF	GA
Wheeling Nailers	72	46	20	6	98	0.681	231	175
Maine Mariners	72	42	21	9	93	0.646	233	177
Adirondack Thunder	72	37	24	11	85	0.590	213	216
Reading Royals	72	36	26	10	82	0.569	199	205
Trois-Rivières Lions	72	35	30	7	77	0.535	207	203
Worcester Railers	72	35	30	7	77	0.535	196	213
Norfolk Admirals	72	30	38	4	64	0.444	211	250
Greensboro Gargoyles	72	19	46	7	45	0.313	184	276

South Division	GP	W	L	T	PTS	PCT	GF	GA
Florida Everblades	72	49	13	7	108	0.750	245	142
South Carolina Stingrays	72	45	23	4	94	0.653	223	204
Atlanta Gladiators	72	44	23	5	93	0.646	209	183
Savannah Ghost Pirates	72	35	33	4	74	0.514	209	208
Jacksonville Icemen	72	29	32	11	69	0.479	190	238
Greenville Swamp Rabbits	72	27	35	10	64	0.444	191	224
Orlando Solar Bears	72	39	38	5	63	0.438	186	230

WESTERN CONFERENCE

Central Division	GP	W	L	T	PTS	PCT	GF	GA
Fort Wayne Komets	72	45	17	10	100	0.694	250	189
Toledo Walleye	72	43	17	12	98	0.681	253	198
Bloomington Bison	72	37	30	5	79	0.549	224	219
Indy Fuel	72	34	27	10	79	0.549	182	190
Kalamazoo Wings	72	36	30	6	78	0.542	228	246
Cincinnati Cyclones	72	35	32	5	75	0.521	217	248
Iowa Heartlanders	72	24	40	8	56	0.389	188	252

Mountain Division	GP	W	L	T	PTS	PCT	GF	GA
Kansas City Mavericks	72	55	12	5	115	0.799	255	159
Allen Americans	72	43	23	6	92	0.639	268	209
Idaho Steelheads	72	42	23	7	91	0.632	251	219
Tahoe Knight Monsters	72	35	30	7	77	0.535	257	260
Utah Grizzlies	72	30	32	10	70	0.486	237	255
Rapid City Rush	72	29	36	7	65	0.451	223	261
Tulsa Oilers	72	29	38	5	63	0.438	196	255
Wichita Thunder	72	25	35	12	62	0.431	199	241

SECTION 5

OFFICIALS

Photo courtesy Atlanta Gladiators

Linesman **Ken Radolinski** was the 2025-26 recipient of the Ryan Birmingham Memorial Award, as determined in a vote of the ECHL on-ice officiating staff. Radolinski began his officiating career with USA Hockey during the 1998-99 season, and joined the ECHL prior to the 2012-13 season.

Major Rule Changes

1988-89
ECHL adopts use of NHL rulebook to govern on-ice play.

1990-91
The goal lines, blue lines, defensive zone face-off circle and markings all moved one foot out from the end boards.

1991-92
Crease changed to semi-circular configuration. Time clock to record tenths of a second in last minute of each period and overtime. Major and game misconduct penalty for checking from behind into boards.

1992-93
No substitutions allowed in the event of coincidental minor penalties called when both teams are at full strength. Minor penalty for attempting to draw a penalty ("diving").

1993-94
High sticking redefined to allow goals scored with a high stick below the height of the crossbar of the goal frame.

1995-96
Overtime period eliminated from game. If a game is tied at the end of regulation, it will be decided by a shootout.

1996-97
Maximum stick length increased to 63 inches. High sticking redefined to include any use of the stick above shoulder-height. All players must be clear of the attacking zone prior to the puck being shot into that zone. The opportunity to "tag-up" and return into the zone has been removed. A player who instigates a fight in the final five minutes of regulation time will receive a minor, a major, a misconduct and an automatic one-game suspension.

1998-99
Goal crease altered to extend one foot beyond each goal post (eight feet across in total). Sides of crease squared off, extending 4'6". Only the top of the crease remains rounded.

2001-02
Teams to play with four skaters and a goaltender in regular-season 5-minute overtime. If a goal is scored in regular-season overtime, the winner is awarded two points and the loser one point. If no goal is scored in overtime then a shootout will occur.

2002-03
"Hurry-up" face-off and line-change rules implemented. "Tag-up" off-side rule reinstituted.

2003-04
All players are required to wear a visor. Maximum length of goaltender pads set at 38 inches.

2005-06
Center red line eliminated for two-line passes. Goaltender not permitted to play the puck outside a designated trapezoid-shaped area behind the net. A team that ices the puck will not be permitted to make any player substitutions prior to the ensuing faceoff. The size of goaltender equipment has been reduced by approximately 11 percent. If a defending player from his defending zone shoots the puck directly out of the playing surface (over the glass) a penalty will be assessed for delaying the game. This rule was modified in 2006-07.

2006-07
If a defending player, from his defending zone, shoots the puck directly out of the playing surface, his team will not be permitted to make any player substitutions prior to the ensuing face-off. The penalty Gross Misconduct is eliminated from rulebook. All penalties that would have warranted gross misconducts are now called as game misconducts.

2008-09
A player who receives his third aggressor game misconduct will result in an automatic two game suspension. This suspension will increase by two games for each subsequent aggressor game misconduct.

2010-11
A lateral or blind side hit to an opponent where the head is targeted and/or the principle point of contact is not permitted. An automatic game misconduct penalty shall be assessed whenever a major penalty is assessed under this rule. The Referee, at his discretion, may assess a match penalty if, in his judgment, the player attempted to or deliberately injured his opponent with an illegal check to the head. If deemed appropriate, supplementary discipline can be applied by the League Office at its discretion.

2011-12
The ECHL adopts the 'Attainable Pass' icing standard in conjunction with no-touch icing. Under this icing standard, the Linesman shall have discretion to wave off apparent icing infractions on attempted passes if those passes are deemed receivable (attainable). In order for the Linesman to wash out the icing for this reason, the receiving player's stick must be on the attacking side of the center red line.

The ECHL also will follow the NHL standard for Boarding (Rule 41) and Head Shots (Rule 48).

2012-13
Anytime a player places his hand over the puck while it is on the ice in order to conceal it from or prevent an opponent from playing the puck, a minor penalty shall be assessed for "closing his hand on the puck." When this is done in his team's goal crease area, a penalty shot shall be assessed (67.4) or a goal awarded (67.5).
A minor penalty shall be imposed on a player who, while play is in progress, picks up the puck off the ice with his hand.

A two-referee system will be in use for all games in the Conference Finals and the Kelly Cup Finals.

2013-14
A two-minute minor penalty will be assessed to any player who removes his helmet prior to the start of a fight.

2014-15
The ECHL adopts hybrid icing. The hybrid-icing system allows the linesman to blow the play dead and call an automatic icing if he determines that the puck will cross the goal line and the defending player is not behind in the race to the end-zone faceoff dots in his defensive zone. The faceoff would go to the far end of the ice. If the attacking player is leading the race, the linesman is supposed to allow the play to continue.

Teams will start overtime of all regular-season games in the opposite end they started the game.

2015-16
Overtime will consist of five minutes of "sudden death" in a 3-on-3 format. If neither team scores during the overtime period, the game will proceed to a shootout. The number of shooters per team in the shootout has been reduced to three. After each team has taken three shots, if the score remains tied, the shootout will proceed to a "sudden death" format.

The "spin-o-rama" move has been eliminated from the shootout. Should a player score a goal in the shootout while making such a move, the goal will not be allowed.

The distance of the hash marks on the end-zone faceoff circles in increased to 5 feet, 7 inches.

Two referees will be used for all games in the Kelly Cup Playoffs.

2016-17
A team is not permitted to call a time-out following an icing violation.

2018-19
Video replay for goal review is tested in Idaho, Kalamazoo, Toledo and Worcester.

2019-20
Video replay review is expanded to include all 26 of the ECHL's cities.
Overtime in the regular season is extended from five minutes to seven minutes.

2019-20
Video replay review is expanded to include all 26 of the ECHL's cities.

2022-23
The two-referee system will be utilized in 25 percent of regular-season games.

Game lineup increased from 16 skaters and two goaltenders to 17 skaters and two goaltenders.

2024-25
The two-referee system will be utilized in 50 percent of regular-season games.

Game lineup increased from 17 skaters and two goaltenders to 18 skaters and two goaltenders.

2026-27
The two-referee system will be utilized in 75 percent of regular-season games.

**** Please refer to the ECHL Rulebook for clarity on all situations.***

Ryan Birmingham Award

The award honors an On-Ice Official for his contributions and dedication to the league officiating staff and is determined in voting of ECHL On-Ice Officials. It is named in honor of ECHL linesman Ryan Birmingham, who tragically lost his life in an automobile accident in May 2007.

Birmingham began his officiating career when he was 12 years old in the Southgate Minor Hockey Association and worked his way into the USA Hockey Junior Officiating Development Program in 2003. Birmingham was hired as a full-time linesman by the ECHL in 2006 and worked 83 games in the regular season and four games in the Kelly Cup Playoffs, including his final game, Florida at Charlotte on April 17, 2007.

2026 - Ken Radolinski
2025 - Logan Berkowitz
2024 - Chuck Schamel
2023 - Nolan Bloyer
2022 - Christopher Williams
2021 - Sean MacFarlane
2020 - Andrew Bruggeman
2019 - Patrick Richardson
2018 - Charlie O'Connor
2017 - Scott DeBaugh
2016 - Camden Nuckols and Butch Mousseaux
2015 - Scott Senger
2014 - Travis Jackson
2013 - Brad Phillips
2012 - Jason Rollins
2011 - Paul Carnathan
2010 - Ray King
2009 - Michel Voyer
2008 - David Jones

ECHL OFFICIALS

Officiating Development Coaches

Derek Amell
Steve Barton
Paul Carnathan
Chip Excell
Rob Hearn
Scott Hoberg
Jamie Koharski
Ryan Murphy
Jerry Pateman
Stephen Reneau
Jason Rollins
Joe Ross
Scott Senger

Referees

2 Daniel Fagan
3 Dominic Cadieux
4 Eric Scherger
5 Grant Hendrich
6 John Lindner
7 William Kelly
8 Tyler Hascall
9 Hunter Mottinger
10 David Russell
11 Jaden Brignoni
12 Brendan Schreider
13 Luke Gagnon
14 Nick Allen
15 Chad Ingalls
16 Sydney Harris
17 Tatu Kunto
18 Jack Young
20 Jake Rekucki
21 Evan Reddick
22 Sam Heidemann
23 Nick Parody
24 Andrew Bell
25 David Lilly
26 Jamie Payta
27 A.J. Potvin
28 Rocco Stachowiak
29 Logan Gruhl
30 Yannick Jorbin-Manseau
31 Nolan Bloyer
32 Tyler Spott
33 Chazz Knoche
34 Cole Sellers
35 Bobby Esposito
36 Alex Berard
37 Kevin Corbett
38 Ryan Baker
39 Jordan Watt
40 Harrison O'Pray
41 Eric Arrigo
42 Ryan Siegel
43 Emile Charron
44 Alexandre Gagne
45 Myles McCauley
46 Ibrahim Arifi
47 Ian Rapp
48 Dan Kovachik
49 David Elford
50 James Kraft
51 Nolan Knezevic
52 Damian Figueira
53 Koltrane Wilson
54 Simon Cholette
56 Kevin Connauton
58 Cam Fraser
59 Kevin McManus
60 Chris Conway
61 Charles Gamache
63 Alex Bechard
64 Luke Stork
65 Mark Dungan
67 Trevor Thurston
68 Julien Lapointe
70 Cameron Giancarlo
71 Cole Maroun
72 Brad Ewing
73 Derek Kalisz
74 Robert Peterkin

Linespeople

40 Will Glick
40 Joshua Rosenbaum
41 Grant Crowell
41 Nick Klishko
41 Joey Sabartino
42 Randy Culver
42 TJ Dockery
43 Ryan Madsen
43 Takaji St. Pierre
44 Ben Fortin
44 Tyler Mackereth
44 Cody Pessing
45 Eric Frank
45 Michael Tarquinio
46 Zach Bennett
46 Joe Sherman
47 Josh Burkart
47 Michael Miggans
47 Mason Payne
48 Brett Brodie
48 Robert Wilson
49 Andrew Collins
49 Nathan Frechette
49 Quinn Schafer
50 Jeremy Briscoe
50 Jason Lortie
51 Guillaume Ouellet
51 Aaron Schacht
51 JP Waleski
52 Stephen Drain
52 Colin Gates
52 Aaron McCrary
53 Jack McQuesten
54 Ryan Bray
54 Greg Offerman
55 Doug Hok
55 Karl von Haasl
56 Dimitri Antipin
56 Luke Pye
57 Noah Merrow
57 Jake Rennert
57 Felix-Antoine Voyer
58 Scott Allan
58 Kyle Bushee
58 Craig Peterson
59 Tanner Colyer
59 John Watson
61 Sage McMinn
62 Noah Ockomon
62 Chris Williams
63 Matt Fox
63 Michael Ifkovits
64 Blake Butler
64 Ken Radolinski
65 Maxime Bedard
65 Dan Fendius
67 Charles Campbell
67 Kyle Gaspari
67 Dominic Moore
68 Logan Berkowitz
68 Philippe Pilon
70 Judd Ritter
70 Vaughn Upton
71 Daniel Huntington
71 Brian Pincus
72 Antoine Bujold-Roux
72 Tyler Kesten
73 Eric Lannquist
73 Phil Ruesseler
73 Trevor Waite
74 Shane Kanaly
74 Cory Sellers
74 Domenic Valentine
75 Austin Bove
75 Richard Jondo
75 Jake Rozenberg
76 Daniel Barnes
76 Jeff Flannigan
76 Chad Fuller
77 Maxime Carre
77 Billy Gubelman
77 Tyler Madanski
78 Joseph Johnson
79 Cameron Dykstra
79 Nicholas Gutekunst
80 Ross Crimaldi
80 Austin March
80 Jon Shaw
81 Trevor Davis
81 Josh Heineman
82 Nicholas Boivin
82 Cody Sullivan
83 Evan Knox
83 Demitri Samarkos
84 Devon Gale
84 Gerard Lamoureux
85 Wyatt Corrigan
85 Matthew Hallock
85 Sean Rounds
85 Alexis Vezina
86 Conor Foley
86 Terrence Johnson
86 Brian Oliver
87 Shane Gustafson
87 Kollin Kleinendorst
87 Ryan Boylan
88 Jake Paugh
88 Patrick Philbin
88 Justin Pomerleau
89 Jasmin Boutet
89 Odin Nelson
90 Joseph Kramer
90 Davids Rozitis
91 Cade Bloomenrader
91 Pete Flores
91 Matt MacPherson
92 Will Anderson
92 Harrison Heyer
92 Sean Perry
93 Devon Driscoll
93 Matthew Heinen
94 Bryan Gorcoff
94 Duncan McGarrah
95 Sean D'Loughy
95 Reilly Hickey
96 John Rey
96 Logan Wescott
97 Chuck Schamel
97 Sam Schildkraut
97 Andy Zawada
98 Craig Ford
98 Logan Parsons
98 Ben Leaton

KELLY CUP FINALS OFFICIALS

Officials for the Kelly Cup Finals are selected based on the merit of their performance over the course of the regular season and in prior rounds of the Kelly Cup Playoffs.

2007
Referees – Joe Ernst, Tyler Johnson, Nygel Pelletier and Jason Rollins
Linesmen – Paul Carnathan, Tim Digby, Rob Fay and Brad Phillips

2008
Referees - Ghislain Hebert, Jason Nissen and Jason Rollins
Linesmen - Tim Digby, Rob Fay, Mike Hamilton, Ray King, Wally Lacroix and Todd Owen

2009
Referees - Geno Binda, Francis Charron and Andy Thiessen
Linesmen - Steve Glines, Mike Hamilton, Will Moran, Paul Reid and Scott Sivulich

2010
Referees - Geno Binda, Keith Kaval and Jean Hebert
Linesmen - Mathieu Chenier, Mike Hamilton, Matt MacPherson and Paul Reid

2011
Referees - Nick Krebsbach, T.J. Luxmore, Ryan Murphy and Graham Skilliter
Linesmen - Steve Glines, Travis Jackson, Ray King, Matt MacPherson, Scott Sivulich and Francis Trempe

2012
Referees - Nick Krebsbach, T.J. Luxmore and Joe Sullivan
Linesmen - Wally Lacroix, Todd Owen, Alex Stagnone, Francis Trempe and Michel Voyer

2013
Referees - Tom Chmielewski, Frederic Leblanc, Nic Leduc, JM McNulty and Ryan Murphy
Linesmen - Ryan Daisy, Brett Martin, Shaun Morgan, Brian Oliver and Francis Trempe

2014
Referees - Pierre Lambert, Frederic Leblanc, Nic Leduc, JM McNulty and Ryan Murphy
Linesmen - Ryan Daisy, Steve Glines, Travis Jackson, Shaun Morgan and Steven Walsh

2015
Referees - Pierre Lambert, Frederic Leblanc, Ryan Murphy and Stephen Reneau
Linesmen - Ryan Daisy, François Dussureault, Shaun Morgan, Patrick Richardson and Steven Walsh

2016
Referees - Pierre Lambert, Nic Luduc, Peter MacDougall and Stephen Reneau
Linesmen - Brent Hooks, Ryan Madsen, Shaun Morgan, Charlie O'Connor and Patrick Richardson

2017
Referees - Ken Anderson, Alexander Garon, Stephen Reneau, Stephen Thomson and Jeremy Tufts
Linesmen - Michael Fusani, Charlie O'Connor, Dylan Peper and J.P. Waleski

2018
Referees - Sean Fernandez, Chris Pontes, Tyler Puddifant, Stephen Thomson and Jeremy Tufts
Linesmen - Michael Fusani, Charlie O'Connor, Patrick Richardson and Chris Wilson

2019
Referees - Andrew Bruggeman, Sean Fernandez, Sean MacFarlane, Alex Normandin, Chris Pontes and Andrew Wilk
Linesmen - Rhodes Dolan, Julien Fournier, Charlie O'Connor, Patrick Richardson and Chris Williams

2021
Referees - Andrew Bruggeman, Sean MacFarlane, Alex Normandin, Jake Rekucki and Andrew Wilk
Linesmen - Brady Fagan, Shane Gustafson, Kilian McNamara, Chris Williams and Tarrington Wyonzek

2022
Referees – Nolan Bloyer, Alex Normandin, Riley Yerkovich and Jack Young
Linesmen – Brady Fagan, Chad Fuller, Shane Gustafson, Dan Kovachik and Chris Williams

2023
Referees - Nolan Bloyer, Logan Gruhl, Sam Heidemann, John Lindner and Alex Normandin
Linesmen - Brady Fagan, Chad Fuller, Brandon Grillo, Matthew Heinen and Christopher Williams

2024
Referees - Logan Gruhl, Tyler Hascall, Sam Heidemann, Austin O'Rourke and Rocco Stachowiak
Linesmen - Brady Fagan, Bryan Gorcoff, Matthew Heinen, Davids Rozitis and Christopher Williams

2025
Referees – Nolan Bloyer, Logan Gruhl, Tyler Hascall, Will Kelly and Rocco Stachowiak
Linesmen – Maxime Bedard, T.J. Dockery, Chad Fuller, Bryan Gorcoff and Matthew Heinen

2026
Referees - Emile Charron, Logan Gruhl, Tyler Hascall, Will Kelly and Austin Rook
Linesmen - Nicolas Boivin, T.J. Dockery, Bryan Gorcoff, Matthew Heinen, Odin Nelson and Quinn Schafer

SECTION 6

AWARDS

Photo courtesy Kansas City Mavericks

Marcus Crawford of the Kansas City Mavericks had a season for the ages in 2026-27, receiving the ECHL Defenseman of the Year and Most Valuable Player awards while leading the league in scoring with 86 points (14g-72a) in 70 games. He became the first defenseman to lead the ECHL in scoring in league history, while also leading the ECHL with 72 assists, 33 power-play assists and 39 power-play points. He was tied for first among blueliners with 14 goals, second with a +49 rating, third with six power-play goals and fourth with 186 shots on goal.

ECHL Hall Of Fame

In conjunction with the celebration of its 20th Anniversary in 2007-08, the ECHL announced the formation of the ECHL Hall of Fame.

Class of 2026

The third-longest tenured professional hockey league, behind only the National Hockey League and the American Hockey League, the Premier 'AA' Hockey League has grown from five teams in four states in 1988-89 into a coast-to-coast league with 31 teams playing in 24 states and two Canadian provinces in 2026-27.

Class of 2025

The inaugural class of inductees were league founder Henry Brabham, first league commissioner Patrick J. Kelly, five-time ECHL champion Nick Vitucci and seven-time All-Star defenseman Chris Valicevic.

The Class of 2026 was Jeff Campbell, Jason Christie, Riley Gill and Mark Turner.

Hall of Fame members will be selected in four categories: Player, Developmental Player, Builder, and Referee/Linesman. Players must have concluded their career as an active player for a minimum of three playing seasons, though not continuous or full seasons. Developmental Players must have begun their career in the ECHL and went on to a distinguished career in the NHL, playing a minimum of 260 regular season games in the NHL, AHL and ECHL. Builders may be active or inactive whereas Referee/Linesman must have concluded their active officiating career for a minimum of three playing seasons.

Class of 2024

Class of 2023

No more than five candidates may be elected to the ECHL Hall of Fame each year with no more than three Players, one Developmental Player, two Builders and one Referee/Linesman. The Builder and the Referee/Linesman categories are dependent upon the number of candidates in the Player category.

The nomination and/or selection of candidates is determined by the Hall of Fame Selection Committee and its Co-Chairmen, Patrick J. Kelly and Joe Ernst.

Only members of the Selection Committee, the Board of Governors, teams or persons affiliated with the ECHL may submit official nominations which must be made in writing to the league office. Fans are encouraged to contact their team to propose names for nomination.

Class of 2022

Class of 2026

Jeff Campbell scored 254 points (90g-164a) in 210 career ECHL games with Gwinnett from 2004-08. During the 2005-06 season, he ranked fifth in the league with 53 assists and 83 points, helping the Gladiators to reach the Kelly Cup Finals, while earning a spot on the All-ECHL First Team and earning League Most Valuable Player honors. In 2007-08, he finished second in assists (65) and points (91), once again earning All-ECHL First Team honors and receiving the ECHL Sportsmanship Award. He then went on to play the final 10 seasons of his career in Europe, nine of those coming in Switzerland, where he is currently the head coach for HC Fribourg-Gottéron U21.

Jason Christie is the ECHL's all-time leader with 667 career coaching wins and 1,282 games coached in 18 seasons with Peoria, Utah, Ontario, Tulsa and Jacksonville. He led his team to the Kelly Cup Playoffs on 10 occasions, reaching the Conference Finals in 2001, 2008 and 2015. During his playing career, Christie had 262 points (88g-174a) in 250 career ECHL games with Columbus (Chill), Charlotte and Peoria. In his final season as a player in 1999-2000, he earned co-Most Valuable Player honors in the Kelly Cup Playoffs after posting 13 points (3g-10a) in 17 games as the Rivermen captured the Kelly Cup title.

Riley Gill ranks third all-time in ECHL history with 21 shutouts while ranking eighth with 147 career wins and 13th among goaltenders with 245 career appearances over nine seasons with Victoria, Kalamazoo, Reading and Allen. He saved some of his best work for the postseason, where he is tied for first all-time among goaltenders with 90 appearances and ranks second with 53 wins and eight shutouts. He backstopped Reading to the 2013 Kelly Cup title - earning Playoff Most Valuable Player honors - and Allen to back-to-back championships in 2015 and 2016.

Mark Turner averaged over a point-per-game during his ECHL career, totaling 546 points (210g-336a) in 528 games over parts of eight seasons with Columbus (Chill), New Orleans, Mobile, Greensboro (Generals) and Toledo (Storm). He stands 22nd in ECHL history in points, 23rd in assists, 24th in goals and 40th in games played. Turner scored 20 more goals in six of his eight ECHL seasons, including 45 during the 1999-2000 season with Mobile, to rank third in the league.

Class of 2025

Alex Burrows began his professional career in the ECHL with the Greenville Grrrowl in 2002-03, and went on to post 111 points (47g-64a) in 134 games over two-plus seasons in the League. He was recalled to Manitoba of the American Hockey League early in the 2004-05 season, and the next season, made his National Hockey League debut with Vancouver, on his way to a 13-year NHL career with the Canucks and Ottawa Senators. He totaled 409 points (205g-204a) in 913 career NHL games. Following his retirement as a player, he served as an assistant coach for Laval of the AHL and Montreal of the NHL.

Dave Gagnon ranks seventh among goaltenders in ECHL history with 272 career appearances and 155 wins, while he is tied for 13th with 14 career shutouts. In nine ECHL seasons with Hampton Roads, Toledo and Roanoke, he compiled an overall record of 155-76-27 with a 2.90 goals-against average and a save percentage of .907. He was at his best in the postseason, capturing Riley Cup championships with Hampton Roads in 1991 and Toledo in 1994, earning Playoff Most Valuable Player honors in both seasons. His 41 career playoff appearances rank eighth among goaltenders in league history with his 27 postseason wins stand sixth all-time.

Jamey Hicks was a prolific point producer over his career in the league, totaling 480 points (162g-318) in 352 career games over six seasons with Birmingham and Arkansas, and scoring 30 or more goals in four of his five full seasons. During the 1997-98 season, he led the ECHL with 119 points (44g-75a), earned a spot on the All-ECHL First Team and was named the League's Most Valuable Player. That same season, he put together a 32-game point streak, which stands as the third-longest in league history.

Glen Thornborough was an instrumental figure during his time at the ECHL from 2000-08, ending his tenure as the League's Senior Vice President of Marketing/Licensing. During his time with the ECHL, he increased the revenues for ECHL Properties, while creating several exclusive partnerships, several of which remain in place to this day. He assisted in forming the first-ever Team Business Services department in any of the top three professional hockey league offices (NHL, AHL, ECHL) and worked to get the ECHL All-Star Game on television on a yearly basis, first with ESPN2, and later NHL Network. After leaving the ECHL, he spent nearly five years at CCM/Reebok before joining the Boston Bruins/TD Garden in 2013 where he currently serves as President of TD Garden and Chief Operating Officer of the Bruins.

Class of 2024

Scott Burfoot suited up in 298 career ECHL games over five seasons with Erie, Roanoke Valley, Huntsville and Richmond. He was named to four All-Star Games, which is tied for the third most in League history, while totaling 427 points, for a 1.43 points-per-game average, which ranks sixth all-time.

Brad Dexter ranks as one of the best offensive-minded defensemen in ECHL history. He totaled 361 points (67g-294a) in 464 career games over seven seasons from 1996-2004 with Raleigh, South Carolina, Pensacola and Victoria. A two-time Kelly Cup champion with the Stingrays in 1997 and 2001, Dexter is sixth all-time among ECHL defensemen in points and assists and is eighth in goals. He led all ECHL defensemen with 59 assists in 1999-2000, and was named to the All-ECHL Second Team in both 1998-99 and 1999-2000.

Jason Fitzsimmons went 52-25-10 in 93 career ECHL appearances with Columbus (Chill) and South Carolina from 1992-98. During the 1997 Kelly Cup Playoffs, he went 17-7 to help lead the Stingrays to the first-ever Kelly Cup title and earn Playoff Most Valuable Player honors. Following his retirement as a player, he entered the coaching ranks, serving as South Carolina's assistant coach from 1998-2002, adding a second Kelly Cup title to his resume in 2001, before being elevated to the head-coaching role in 2002-03. Over five seasons as the Stingrays' head coach, Fitzsimmons went 188-126-46 before joining the Washington Capitals front office in 2007-08. With the Capitals, Fitzsimmons earned a Stanley Cup championship in 2018, and currently serves as the team's Director of Minor League Operations.

June M. Kelly, the first lady of the ECHL, served an integral role during the early days of the ECHL, working in the League Office for seven years. The wife of founding Commissioner Patrick J. Kelly, she served as the administration and financial overseer of the ECHL, allowing her husband to travel and build the League during its infancy. In 2019, the ECHL renamed the Playoff Most Valuable Player Trophy in her honor.

Shawn Wheeler averaged over a point-per-game in his ECHL career, totaling 325 points (152g-173a) in 294 games over parts of seven seasons with Greensboro, Hampton Roads and Charlotte. He scored 30 or more goals in four of his five full ECHL seasons, and captured the 1996 Riley Cup title with the Checkers. Wheeler participated in three All-Star Games during his career, which is tied for the fifth most in ECHL history, and following his retirement as a player, he became the first Black head coach in League history with Charlotte from 1998-2000.

Class of 2023

Mark Bernard won two Riley Cup championships with the Hampton Roads Admirals in 1991 and 1992, earning Playoff Most Valuable Player honors in 1992 when he went 12-2 with a 2.62 goals-against average. He ranks 15th among goaltenders in ECHL history with 239 appearances and is 23rd with 112 wins. Following his retirement as a player, he served as an assistant coach for two seasons with Toledo and Roanoke before eventually joining the front office of the National Hockey League's Chicago Blackhawks, where he is currently in his 15th season with the organization, serving as the President and General Manager of the American Hockey League's Rockford IceHogs. Bernard was a part of Chicago's Stanley Cup championship teams in 2010, 2013 and 2015.

Scott Bertoli played all but 13 of his 520 career professional games in the ECHL with the Trenton Titans. He ranks 19th all-time in league history with 344 career assists and is tied for ninth in postseason history with 66 helpers. Bertoli's 526 points are tied for 25th all-time, and he captured a Kelly Cup championship with the Titans in 2005. He scored 20 or more goals six times in his eight ECHL seasons and posted at least 56 points in each season.

Victor Gervais notched 462 points in just 266 career ECHL games, an average of nearly 1.75 points-per-game. He racked up 305 assists over his career in the league, making him just one of 31 players all-time to record at least 300 helpers. During the 1992-93 season, he led the ECHL with 80 assists while finishing second with 118 points in 59 games. In 1993-94, he racked up 53 assists in just 31 games, an average of 1.71 assists-per-game which ranks as the best single-season average in ECHL history. Gervais' 1.15 assists-per-game average over his career is tied for the top spot in league history.

Dana Heinze was the first ECHL equipment manager to advance to the National Hockey League when he was hired by the New Jersey Devils in 1992 after four seasons with his hometown Johnstown Chiefs. He later returned to Johnstown for three seasons from 1995-98 before heading to Detroit of the International Hockey League for one season, and eventually, back to the NHL with the Tampa Bay Lightning in 2000-01. Heinze captured four Stanley Cup titles over his career, winning titles with Tampa Bay (2004) and Pittsburgh (2009, 2016, 2017). He retired following the 2021-22 season.

Class of 2022

Ray Harris has served as Owner and President of the Cincinnati Cyclones for nearly 20 years, in addition to his role as Chief Financial Officer for Nederlander Company, where he is responsible for all aspects of the company's financial operations. Upon Nederlander's purchase of the Cyclones in 2003, Harris helped build the team into a two-time Kelly Cup champion and a four-time division champion, while setting several ECHL league-attendance records in the process. The Cyclones have welcomed the two largest crowds in ECHL postseason history under Harris' leadership, with 13,348 fans for their Kelly Cup clinching victory in 2010 and 12,722 fans for their championship victory in 2008. Cincinnati also had the third-largest crowd in ECHL regular-season history when they had 16,529 fans on Feb. 27, 2016. Harris also served as Chairman of the ECHL Board of Governors for five seasons from 2015-16 through 2019- 20, and currently serves as chair of the League's audit committee.

Brett Marietti played all but 38 games of his 10-year professional career in the ECHL, skating in 550 games with the South Carolina Stingrays from 1994-2003, to rank 23rd in League history in games played. He captured Kelly Cup titles with the Stingrays in 1997 and 2001, notching 35 points (17g-18a) in 29 games over the course of those two championship runs. Marietti scored at least 20 goals seven times over his nine seasons, and ranks 23rd in ECHL history with 194 career goals, tied for 37th with 287 assists and 36th with 481 points. His 30 career playoff goals are tied for 13th in ECHL postseason history while his 62 points are tied for 26th.

Joel Martin played parts of 10 seasons in the ECHL with Columbus (Ga.), Trenton, Augusta, Elmira and Kalamazoo, and ranks second among goaltenders in League history with 22,962 minutes played, third with 394 appearances and fourth with 199 wins. He holds the top two spots on the ECHL single-season minutes played list (3,777 in 2015-16 and 3,793 in 2012-13) and has the second and third spots on the single-season saves (2,084 in 2015-16 and 2,051 in 2012-13) and games played (64 in 2015-16 and 63 in 2012-13) lists. Martin is tied for third in ECHL history with five seasons of 20 or more wins and he is the only goaltender in League history to have at least three seasons of 30 or more victories while he is one of only three netminders to notch back-to-back 30-plus win seasons.

Tim Nowak becomes just the third on-ice official to earn enshrinement into the ECHL Hall of Fame. He began his career as a linesman in the ECHL in 1989 and worked three seasons in the league, twice earning an assignment working the Riley Cup Finals. He became the first ECHL on-ice official to reach the National Hockey League when he made his debut on Oct. 8, 1993, and he went on to work over 1,700 NHL games in 26 seasons before retiring in 2019. Nowak was selected to work the 2003 All-Star Game, the 2003 Stanley Cup Final, the 2004 World Cup of Hockey and the first-ever Winter Classic in 2008. He also was selected to officiate in two Winter Olympics, working games in 2002 in Salt Lake City and 2010 in Vancouver. He has served as an ECHL Officiating Development Coach since his retirement from the NHL.

Class of 2020

Jared Bednar had a 15-year association with the ECHL as a player, assistant coach and head coach. He was the first person to win three Kelly Cup titles, capturing titles as a player with South Carolina in 1997 and 2001, and one as the Stingrays' head coach in 2009. He suited up in 434 career games with Huntington and South Carolina, totaling 173 points (43g-130a) and 1,210 penalty minutes. After retiring following the 2001-02 season, he joined the Stingrays' coaching staff in 2002-03, and was named the team's head coach prior to the 2007-08 season. In two seasons as South Carolina's head coach, he went 89-45-9, leading the Stingrays to the 2008 American Conference Finals before winning the Kelly Cup title the following season. Bednar led Lake Erie to the American Hockey League Calder Cup championship in 2016, joining Bruce Boudreau as the only coaches to win both an ECHL and AHL title. In 2022, Bednar led the Avalanche to the Stanley Cup title, becoming the first coach to win championships in the ECHL, AHL and NHL, and joining Jay Beagle as the only individuals to win championships in all three leagues.

Dany Bousquet put up an impressive 550 points in just 389 career ECHL games over six full seasons with Birmingham and Pee Dee. He took the league by storm in his rookie season, capturing ECHL Rookie of the Year honors, being named to the All-ECHL Second Team and finishing third in the league scoring race, with 107 points (54g-53a) in 68 games with Birmingham. He scored at least 35 goals in each of his six seasons, earned a spot on the All-ECHL First Team in 2000-01 and was named to the ECHL All-Star Game in 1998, 2000 and 2001. Bousquet ranks 10th in ECHL history with 254 goals, is tied for 16th with 550 points and is 30th with 296 assists.

Derek Clancey spent all but 50 games of his 441-game professional career in the ECHL, totaling 524 points (157-367a) over eight seasons with Winston-Salem, Erie, Toledo, Columbus and Chesapeake. He is tied for seventh in league history in assists while ranking 23rd all-time in points. He is tied for the most assists in a single game in ECHL history, recording seven helpers for Columbus on Jan. 13, 1996 against Johnstown. After completing his playing career following the 1998-99 season he immediately joined the coaching ranks, and went on to compile a 180-136-42 record in six seasons with Jackson and Reading, advancing to the Kelly Cup Playoffs in each season. Clancey spent 14 seasons in the front office of the Pittsburgh Penguins, winning three Stanley Cup titles, and is currently assistant general manager of the Vancouver Canucks.

Glen Metropolit played his first two professional seasons in the ECHL, tallying 61 points (30g-31a) in 58 games with Nashville in 1995-96 and adding 82 points (35g-47a) in 54 games with Pensacola the following season. After spending the next two seasons in the International Hockey League, he made his NHL debut with the Washington Capitals during the 1999-00 season and went on to record 159 points (57g-102a) in 407 career NHL games with Washington, Tampa Bay, Atlanta, St. Louis, Boston, Philadelphia and Montreal. Metropolit also spent extensive time in Europe, appearing in 458 career games in various leagues in Switzerland, Germany and Austria.

Class of 2019

Jim Bermingham enjoyed a nine-year career in the ECHL, appearing in 500 games with Toledo, Wheeling, Huntington, Jackson and Pensacola. He ranks 10th in ECHL history with 588 points, 11th with 362 assists and tied for 15th with 226 goals. Bermingham scored at least 29 goals in five of his nine ECHL seasons, and over the course of his career, he was selected to play in three ECHL All-Star Games (1996, 1998 and 1999) which is tied for the fifth most in league history.

Alex Hicks began his professional career in the ECHL with the Toledo Storm in 1992-93, and recorded 140 points (57g-83a) in 112 games over two seasons. He was part of the Storm's Riley Cup championship teams in both 1993 and 1994, tallying 35 points (15g-20a) in 30 postseason contests. Hicks made his National Hockey League debut with the Anaheim Mighty Ducks in 1995-96 and posted 79 points (25g-54a) in 258 career NHL games with Anaheim, Pittsburgh, San Jose and Florida. He spent the final six years of his playing career in Germany in the DEL, and is currently an assistant coach at Arizona State University.

Rick Judson stands 21st in ECHL history with 213 goals and 31st with 488 points in 525 career games with Toledo and Greenville over 11 seasons from 1991-2006. He ranks as one of the top postseason performers in league history, ranking 13th all-time with 72 playoff points in just 57 post-season contests, while capturing Riley Cup titles with Toledo in 1993 and 1994. He was named Most Valuable Player of the 1993 Riley Cup Playoffs after posting 23 points (7g-16a) in 16 games.

Brian McKenna is the longest-serving Commissioner in ECHL history, holding the role for 16 seasons from the 2002-03 season through 2017-18. During his tenure, the ECHL became the only "AA" league in hockey, through absorbing members of the former West Coast Hockey League in 2003-04 and the Central Hockey League in 2014-15. In his first season as Commissioner, the ECHL changed its focus to become the primary developmental league for the NHL and AHL. Since that time, over 450 players have gone on to play in the NHL after playing in the ECHL. Prior to being named Commissioner, McKenna was Executive Vice President and General Manger of the Trenton Titans from their founding and was named ECHL Executive of the Year following the Titans' inaugural season in 1999-2000, a season that saw the team average over 7,000 fans per game and advance to the Northern Conference Finals.

Class of 2018

Steve Chapman began his involvement with the ECHL in 1992, when he was hired as a sales executive with the Birmingham Bulls. Three years later, he was offered, and accepted, the General Manger position for the Mobile Mysticks, who brought professional hockey to Mobile, Alabama for the first time. In 2001, he played in integral role in relocating the team to Gwinnett County, Georgia, where the Gladiators began play in the 2003-04 season. The team reached the playoffs in each of their first six seasons in Atlanta, and finished in the top six in League attendance five times in their first six seasons. Chapman served as Chairman of the ECHL Board of Governors for nine seasons from 2005-06 through 2014-15, and is the only person to win the ECHL Executive of the Year award in back-to-back seasons, doing so in 2005-06 and 2006-07. He departed the Gladiators following the 2014-15 season and is currently the Group VP, Brand, Community & Partnership Development for the National Hockey League's St. Louis Blues.

Sam Ftorek spent 15 seasons of his 18-year professional playing career in the ECHL, culminating in setting the League's all-time games played record with Kalamazoo in 2014-15. He set the record on Dec. 13, 2014, breaking the previous mark of 789 which was held by 2010 ECHL Hall of Fame inductee Cam Brown, and ended his career having appeared in 859 career ECHL games. Ftorek is tied for seventh in ECHL history with 367 career assists, 15th with 556 career points and 30th with 189 career goals. He earned a spot on the All-ECHL First Team, and was runner-up for the League's Defenseman of the Year award in 2013-14, when he posted 47 points (13g-34a) in 70 games with the Kalamazoo Wings.

Jason Saal became just the fourth goaltender to be selected for induction into the ECHL Hall of Fame. He ranks second among goaltenders in ECHL history with 455 career games, is fourth with 20 shutouts, and is fifth with 19,858 minutes played and 173 wins. He won 20 or more games five times in his ECHL career, which ranks third all-time in League history and he is one of just six goaltenders to have posted at least four consecutive seasons of at least 20 wins, doing so from 2000-01 through 2003-04. He also holds a record that may never be broken among ECHL goaltenders, as he posted a three-assist game for the Augusta Lynx on Dec. 12, 2003 against Greenville, becoming the first, and to this point only, goaltender in League history to record a three-point game.

Class of 2017

T. Paul Hendrick has served as the ECHL's General Counsel since the 1994-95 season. He began his association with the ECHL during the League's inaugural season in 1988-89 when he represented the Carolina Thunderbirds. He continued to serve as counsel for the Thunderbirds after their move to Wheeling in 1992, and also represented the Raleigh IceCaps upon their entrance to the ECHL in 1991. Hendrick has been instrumental in the guidance and foundation of building the league including the acquisition of expansion teams from the former West Coast Hockey League in 2002 and the Central Hockey League in 2014 and has played a significant role in League structure, governing documents and labor relations. In addition to representing the ECHL, Hendrick has also represented NASCAR; Kyle Petty, Richard Petty and Petty Enterprises; various NFL players, including Tony Dorsett; and the property ownership trust of the Atlanta Falcons. He is a current member and past chairman of the Sports and Entertainment Section of the North Carolina Bar Association.

Rick Kowalsky enjoyed a 10-year playing career in the ECHL, appearing in 516 career games with Hampton Roads, Roanoke and Trenton. He is tied for 34th all-time in League history in games played while ranking 19th with 221 goals, 23rd with 329 assists and tied for 16th with 550 points. He participated in a pair of ECHL All-Star Games – in 1995 and 2003 – and enjoyed his best years late in his career, earning All-ECHL First Team honors with Roanoke in 2001-02 and earning a spot on the All-ECHL Second Team in 2002-03. Kowalsky also enjoyed considerable postseason success, scoring 32 goals, which is tied for seventh in ECHL playoff history, and adding 30 assists in 68 postseason games. He ended his playing career by captaining Trenton to the 2005 Kelly Cup title, then returned to the Titans in 2006-07 as the team's head coach, going 138-122-28 over four seasons and winning the John Brophy Award as ECHL Coach of the Year in 2009. He was named head coach for Albany of the AHL in 2010-11, and in 2015-16, joined Claude Noel as the only two individuals to win Coach of the Year honors in both the ECHL and AHL. Prior to the 2018-19 season, Kowalsky was named an assistant coach with the National Hockey League's New Jersey Devils**.**

Brad Phillips ranks as one of the best on-ice officials to ever work in the ECHL. The linesman worked 15 years in the League, and is one of just three officials – along with 2011 ECHL Hall of Fame inductee Joe Ernst and former linesman Norm Eberle – to work at least 1,000 ECHL games. He was selected to work the 2001 ECHL All-Star Game in Arkansas, and he served as a linesman during nine Kelly Cup Finals, the most of any linesman in ECHL history. Following the 2012-13 season, he received the Ryan Birmingham Memorial Award in a vote of his fellow on-ice officials. The award honors an official for his contributions and dedication to the league officiating staff and is named in honor of ECHL linesman Ryan Birmingham who tragically lost his life in an automobile accident in May 2007. He becomes only the second on-ice official to be inducted into the ECHL Hall of Fame.

Class of 2016

Daniel Berthiaume appeared in 364 games over a nine-year ECHL career with the Wheeling Thunderbirds, Roanoke Express and Greensboro Generals. He ranks fifth all-time among League goaltenders in games played while his 201 career wins are third and his 18 shutouts are fourth all-time. During the 1994-95 season with Roanoke, he put together a personal 13-game winning streak, which stood as the ECHL record for 20 seasons. Seven times in his nine ECHL seasons, Berthiaume won 20 or more games, which is tied with 2008 ECHL Hall of Fame inductee Nick Vitucci for the most 20-or-more win seasons in League history. He earned a spot on the All-ECHL Second Team in 1999-2000 when he finished fourth in the League with a .918 save percentage and fifth with a 2.48 goals-against average. A third-round selection (60th overall) of the Winnipeg Jets in the 1985 NHL Entry Draft, Berthiaume appeared in 215 career NHL games with the Jets, Minnesota North Stars, Los Angeles Kings, Boston Bruins and Ottawa Senators prior to joining **W**heeling in the 1994-95 season.

Craig Brush helped to found the ECHL's Florida Everblades and Hertz Arena along with partners Peter Karmanos and Thomas Thewes in 1998. He has served as the team's President and General Manager since inception and he oversees all aspects of both the hockey club and the sports complex. In their first 20 seasons, the Everblades welcomed over four million fans, placing in the top 10 of ECHL attendance in every season, including leading the league for five consecutive seasons from 2000-01 through 2004-05. Florida has reached the Kelly Cup Finals four times, capturing the title in 2012. He served as the Chairman of the ECHL Board of Governors for three seasons from 2003 through 2006.

Allan Sirois enjoyed an 11-season career in the ECHL, suiting up in 687 career games with Baton Rouge, Jacksonville, Pee Dee, Greenville and Texas. He sits fifth all-time in League history in games played while ranking 12th with 249 goals, tied for 15th with 345 assists and ninth with 594 points. He participated in a pair of ECHL All-Star Games, and took home Most Valuable Player honors at the 2002 game in Trenton when he scored two goals and added an assist. Sirois enjoyed most of his success in Pee Dee, ranking as the all-time leading scorer in Pride history with 432 points (176g-256a) in 486 games. He enjoyed his best statistical season in 1998-99 when he finished seventh in the league with 84 points (35g-49a) earning a spot on All-ECHL Second Team and helping Pee Dee to the Brabham Cup as ECHL regular-season champions.

Class of 2015

Darren Colbourne played 421 games over seven seasons in the ECHL with Dayton, Richmond, Raleigh and Augusta. He ranks fifth in League history with 323 goals and 14th with 567 points while his 0.77 goals-per-game average ranks third all-time. Twice during his career, he scored 69 goals in a season – 1991-92 with Dayton and 1993-94 with Richmond – which ranks as the third-most in a single season in ECHL history. He owns third (26 in 1991-92) and fourth (25 in 1993-94) place in League history for most power-play goals in a season, and his six hat tricks in 1991-92 are the third best in a single season. Colbourne scored 40 or more goals four times in his ECHL career, including three seasons of at least 50 goals, which is tied for the most in history. He was named the ECHL Rookie of the Year and earned a spot on the All-ECHL First Team in 1991-92 after posting 119 points (69g-50a) in 64 games with Dayton and earned a spot on the All-ECHL Second Team in 1993-94.

Louis Dumont is the ECHL's all-time leader with 566 assists and 891 points and is third all-time with 771 games played and is tied for third with 325 goals. He made his pro debut in the ECHL with Tallahassee and Wheeling in 1994-95 and went on to play 12 seasons in the League. Dumont captured the ECHL scoring title with Pensacola in 2001-02, recording 102 points (32g-70a) in 72 games on his way to earning a spot on the All-ECHL First Team. He also represented the Ice Pilots in the 2002 ECHL All-Star Game, where he picked up a pair of assists and won the Fastest Skater competition. Dumont also enjoyed postseason success, as he is tied for 19th all-time with 38 postseason assists and tied for 23rd with 74 postseason games played.

Scott Sabatino worked in the ECHL League Office for 12 years from 1995 through 2006, serving as the League's Executive Vice President and Chief Operating Officer for the final six seasons of his tenure. During his time with the ECHL, Sabatino oversaw all areas of business operations for the League while working closely with team ownership and management on risk management programs, initiating the annual review and reporting project, overseeing league-wide scheduling and other League programs. Sabatino joined the Pac-10 Conference in November 2006 as Associate Commissioner for Business and Finance and in 2010, was hired as Director of Finance for the San Francisco 49ers, where today he is the Vice President of Finance.

Carl Scheer enjoyed over 20 years of experience as an ECHL team executive. He first joined the League in 1993-94, when the Charlotte Checkers joined the ECHL as an expansion team. It was the first time professional hockey had called Charlotte home in over 15 years, and the team was a nearly instant success drawing over 8,100 fans per game in its inaugural season. Charlotte finished in the top four in ECHL attendance in each of its first four seasons and went on to capture the Riley Cup championship in 1996. Scheer, who served as the Chairman of the ECHL Board of Governors for several seasons in the 1990s, developed the BI-LO Center in downtown Greenville and brought the Greenville Grrrowl into the ECHL for the 1998-99 season. The Grrrowl averaged over 9,200 fans per game in their first season, and still hold three of the nine largest single-game crowds in ECHL history.

Class of 2014

James Edwards served as President for the Johnstown Chiefs from the 1995-96 season through 2002-03. He was the Chairman of the ECHL Board of Governors for four seasons from 1999-2000 through 2002-03. Edwards was instrumental in helping to keep the last remaining original ECHL team in its same city as the League continued to expand into larger markets and served as the Chairman of the Board as the ECHL approved expansion to include seven markets in the western United States for the 2003-04 season, making the League a coast-to-coast league.

Wes Goldie is the ECHL's all-time leader in career goals with 370, breaking the previous mark of 368 held by 2009 Hall of Fame inductee Rod Taylor, and he ranks fourth in League history with 697 games played over 11 seasons with Pee Dee, Victoria and Alaska. He shares with Taylor the ECHL record for most 30-or-more goal seasons with eight, and he shares the league mark for most consecutive 30-plus goal seasons with six from 2006-07 through 2011-12. Goldie also had success in the Kelly Cup Playoffs, as he ranks fifth all-time in postseason games played with 84, third with 36 postseason goals and fifth with 78 points. He enjoyed perhaps his best season in 2010-11 with Alaska, earning ECHL Most Valuable Player honors with 83 points (46g-37a) in 72 games and adding 14 points (3g-11a) in 13 postseason contests as the Aces captured their second Kelly Cup title in team history.

Al MacIsaac played two seasons in the ECHL with the Hampton Roads Admirals in 1991-92 and 1992-93, scoring 73 points (22g-51a) in 95 career games. He was part of the Admirals' 1992 Riley Cup championship team, scoring 10 points (1g-9a) in 14 postseason games and represented the club in the first-ever ECHL All-Star Game in 1993. MacIsaac also won an American Hockey League Calder Cup title with the Cape Breton Oilers in 1993. Following his playing career, MacIsaac became the Admirals' assistant general manager/assistant coach, was promoted to general manager/assistant coach in 1996 and he earned a Kelly Cup championship ring with the club in 1998. MacIsaac is currently in his 19th season in the front office of the National Hockey League's Chicago Blackhawks where he was part of the team's 2010 and 2013 Stanley Cup titles, and is in his ninth season as the club's Vice President of Hockey Operations.

John Spoltore, who passed away in 2010, made his mark on the ECHL Record Book while playing with the Louisiana IceGators from 1995-96 through 2000-01. He scored an amazing 532 points (142g-390a) in just 275 career ECHL games, an average of 1.93 points-per-game, and his 390 assists are tied for the third most in League history. His 1.15 assists-per-game average ranks tops in ECHL history and he fell just one assist shy of tying the League's single-season assist record when he recorded 92 during the 1999-2000 season. He was named to the All-ECHL Second Team in 1997-98 before earning a spot on the All-ECHL First Team in each of the next two seasons. Spoltore represented the IceGators in the 1999 and 2000 ECHL All-Star Games, and he earned a Calder Cup title with the Providence Bruins of the American Hockey League in 1999 after tallying 12 points (6g-6a) in 11 postseason contests.

Class of 2013

David Craievich began playing in the ECHL as a rookie in 1991-92 with the Cincinnati Cyclones, and went on to play 516 games over nine seasons in the league with the Cyclones, Birmingham Bulls and Mobile Mysticks. He ranks third all-time among ECHL defensemen with 123 goals and 467 points while ranking fourth among blue-liners with 344 assists. Twice during his career he scored at least 20 goals, and in 1995-96, he led the expansion Mysticks in scoring with 74 points (23g-51a) in 65 games. Craievich played in three ECHL All-Star Games, and was selected as a starter for the 1994 and 1996 games. He was named to the All-ECHL Second Team in 1993-94, 1995-96 and 1997-98.

Marc Magliarditi became the second goaltender to join the ECHL Hall of Fame. He is tied for the League's all-time lead with 25 career shutouts, ranks second behind 2008 Hall of Fame inductee Nick Vitucci with 217 career wins and is third with 21,154 minutes played. He played in 366 games, which is fourth all-time among goaltenders, with the Columbus Chill, Florida Everblades, Louisiana IceGators, Richmond Renegades and Las Vegas Wranglers. Six times in his ECHL career he won at least 20 games, and his two seasons of 30 or more wins are tied for second all-time.

Steve Poapst is the second inductee in the Developmental Player category. Poapst began his professional career in the ECHL with the Hampton Roads Admirals in 1991-92, scoring 28 points (8g-20a) in 55 regular-season games and adding five points (1g-4a) in 14 postseason games, helping the Admirals to claim their second consecutive Riley Cup championship. He returned to Hampton Roads the following season, tallying 45 points (10g-35a) in 63 games. Poapst made his NHL debut with the Washington Capitals in 1995-96, scoring one goal in three regular-season games, while also seeing action in six games during the Stanley Cup Playoffs. He appeared in 307 career National Hockey League games with Washington, Chicago, Pittsburgh and St. Louis, tallying 36 points (8g-28a). Poapst also registered 205 points (45g-160a) in 498 career games in the American Hockey League with Baltimore, Portland and Norfolk. Following his retirement, he went on to coach three seasons in the United States Hockey League and five seasons in the AHL.

Darren Schwartz arrived in the ECHL during the league's second season in 1989-90 and played eight seasons in the league with the Johnstown Chiefs, Winston-Salem Thunderbirds, Wheeling Thunderbirds, Tallahassee Tiger Sharks and Wheeling Nailers. Schwartz made his biggest mark in the ECHL during Wheeling's inaugural season in 1992-93. He scored a team record 62 goals in 62 games that season, becoming one of just eight players in ECHL history to score at least 60 goals in a single season. He set the ECHL record with a 16-game goal streak, scoring 25 goals from Jan. 14-Feb. 21, 1993; tallied a hat trick in a span of 30 seconds on Dec. 20, 1992; and was named the Most Valuable Player of the league's inaugural All-Star Game with four points (2g-2a). Schwartz ranks seventh in ECHL history with 313 goals, is 13th with 571 points, is tied for seventh with 32 postseason goals and is 14th with 70 postseason points. He was named to the All-ECHL First Team in 1992-93, 1993-94 and 1994-95 and upon his retirement following the 1998-99 season, held the ECHL career record with 490 games played.

Class of 2012

Bill Coffey was one of the driving forces behind the creation of the ECHL. Along with inaugural ECHL Hall of Fame inductee Henry Brabham, Coffey came up with the idea to form the league during the summer of 1988. He was the original owner of the Knoxville Cherokees, and also assisted in establishing the Erie Panthers, giving the league five teams for its inaugural season in 1988-89. He also established one of the ECHL's first expansion teams, the Greensboro Monarchs, who entered the league in 1989-90.

Sheldon Gorski began playing in the ECHL as a rookie in 1990-91 with the Louisville IceHawks, and went on to play eight seasons in the league with the IceHawks, Louisville RiverFrogs, Miami Matadors and Pensacola Ice Pilots. He ranks sixth in ECHL history with 316 goals and 608 points, and is tied for fifth with a 0.67 goals-per game average. Three times during his career, Gorski scored 50 or more goals, including a career-high 56 in 1991-92. He was an All-ECHL Second Team selection in 1990-91 and was named to the All-ECHL First Team in 1991-92. Gorski played in the 1993 and 1998 ECHL All-Star Games, tallying five assists, which is tied for third all-time. He is one of just four players in league history to tally 100 or more points in consecutive seasons (1990-91 and 1991-92).

John Marks ranks as one of the most successful coaches in ECHL history. He joined the league as head coach of the expansion Charlotte Checkers in 1993-94 and won at least 35 games nine times. He posted an all-time record of 491-422-95 in 15 seasons as an ECHL head coach with Charlotte, Greenville, Pensacola and Augusta, and ranks second all-time in games coached (1,008), wins (491) and seasons (15). His teams also excelled during the postseason as he led Charlotte to the 1996 Riley Cup championship and Greenville to the 2002 Kelly Cup championship, joining 2009 ECHL Hall of Fame inductee John Brophy as the only coaches to win both a Riley Cup and Kelly Cup title. His 10 postseason appearances are second behind only Brophy, while his 45 wins are tied for fifth.

Dave Seitz played in 489 games over eight seasons with the South Carolina Stingrays. He ranks sixth in ECHL history with 384 assists, is 11th with 587 points and is 20th with 217 goals. Seitz was part of South Carolina's 1997 and 2001 Kelly Cup championship teams, and was named Most Valuable Player of the 2001 Kelly Cup Playoffs after leading the postseason with 15 assists and 28 points and tying for the lead with 13 goals. His 73 postseason points are tied for 10th all-time, while his 44 assists are tied for 11th and his 29 goals are tied for 14th. Seitz played in the 1998 and 1999 ECHL All-Star Games, and is tied for third in All-Star history with five career assists.

Bob Woods ranks ninth in ECHL history with 599 games played, and is the all-time leader among defensemen with 159 goals, over 10 seasons with Johnstown, Hampton Roads, Mobile, Tallahassee and Mississippi. He is ninhth all-time with 364 assists and his 523 points are 24th all-time. Both marks are second among defensemen, trailing only 2008 ECHL Hall of Fame inductee Chris Valicevic. Woods holds the ECHL record for shots on goal in a game with 17 on March 14, 1998 and was an All-ECHL Second Team selection three times (1996-97, 1998-99 and 2000-01). Woods, who led ECHL defensemen in points in 1996-97 and in goals in 1998-99, was part of Mississippi's 1999 Kelly Cup championship team. Following his retirement as a player, he was head coach of the Sea Wolves from 2001-2005.

Class of 2011

Richard Adams joined the ECHL as Vice President of Business Operations prior to the 1994-95 season. The following season, he was named President/CEO, a position he held through the 2001-02 season. Under his leadership, the League executed its first Collective Bargaining Agreement with the Professional Hockey Players' Association, launched ECHL Properties, unveiled a new logo and launched the official League website, ECHL.com. The League grew from 21 members in 1995-96 to 29 in 2001-02, and moved into 17 markets that had never before had professional hockey. Adams was one of the driving forces behind the addition of six former West Coast Hockey League markets during the summer of 2002.

Phil Berger began playing in the ECHL as a rookie in 1989-90 with Greensboro and played nine seasons in the league with Greensboro, Charlotte, Raleigh and Hampton Roads. He ranks eighth in ECHL history with 599 points, 11th in goals (251) and 14th in assists (348). His 0.69 goals-per-game, 0.95 assists-per-game and 1.64 points-per-game averages are all fourth-best in league history. Berger led the ECHL in scoring with 130 points (60g-70a) in 1991-92 and with 139 points (56g-83a) in 1993-94. He was named to the All-ECHL Second Team and the ECHL Most Valuable Player in 1991-92 and was named to the All-ECHL First Team in 1993-94. Berger is the ECHL's all-time leader in postseason scoring with 117 points, is tied for first with 50 postseason goals and is second with 67 postseason assists. He was a member of two Riley Cup championship teams – Greensboro in 1990 and Charlotte in 1996. Berger played in the first two ECHL All-Star Games in 1993 and 1994 and scored three points (2g-1a).

Luke Curtin made his ECHL debut in 1998-99, and went on to play in 501 games over nine seasons with Baton Rouge, Atlantic City and Fresno. He is fifth in ECHL history with 384 assists and 12th with 577 points. Curtin is second all-time with five ECHL All-Star Game appearances (1999, 2000, 2005, 2006 and 2007) and he was named the Most Valuable Player of the 2006 ECHL All-Star Game with two goals. He was a member of Atlantic City's 2003 Kelly Cup championship team and finished tied for second during the Kelly Cup Playoffs with 20 points (2g-18a). Curtin is fifth in ECHL postseason history with 58 assists and is tied for seventh with 75 postseason points. He was an All-ECHL First Team selection in 2003-04 and 2005-06 and was named to the ECHL All-Decade Team for 2000-2010 in a vote of fans on ECHL.com.

Joe Ernst, who was the first inductee in the Referee/Linesman category, is celebrating his 29th season in the ECHL in 2019-20. Ernst spent 16 seasons as a referee with the ECHL beginning in 1991-92, and after retiring was named Assistant Director of Officiating. He was named Vice President of Hockey Operations prior to the 2011-12 season and was promoted to Senior Vice President of Hockey Operations in 2018. Ernst officiated 1,061 regular-season games and over 200 postseason games, and is the only referee in ECHL history to have worked over 1,000 games. He was a member of the NHL Trainee Program for seven seasons and worked preseason games in the National Hockey League, as well as games in the American Hockey League and International Hockey League. Ernst was selected to work the 1999 ECHL All-Star Game and worked nine ECHL Finals series (1993-1995 Riley Cup Finals and 2002-2007 Kelly Cup Finals).

Class of 2010



Cam Brown retired as the ECHL all-time leader, and currently ranks second, with 789 regular-season games and is the all-time leader with 2,425 penalty minutes. He played 13 seasons in the ECHL beginning in 1991-92 and ranks 24th with 206 goals, 29th with 499 points and 33rd with 293 assists. He retired in 2002-03 to serve as head coach of Baton Rouge, but returned to the ice in 2003-04 and spent three seasons as a player/assistant coach for Gwinnett. He also played two seasons with Columbus (Ohio), three seasons with Erie and six seasons with Baton Rouge while also playing in the American Hockey League and the International Hockey League. He played one game in the National Hockey League as a rookie with Vancouver in 1990-91 and had seven penalty minutes. Brown was honored after the 2005-06 season by the Gladiators who created a replica of his locker with gear and sweater in a glass case on the concourse of The Arena at the Gwinnett Center.

E.A. "Bud" Gingher, who passed away in 2002, co-founded the Dayton Bombers in 1991 and served as President and Governor until he sold the team in 1998. He was Chairman of the ECHL Board of Governors from 1992-95 and is a member of both the Dayton Hockey Hall of Fame and the Peoria Rivermen Hockey Hall of Fame. The club that advances to the Kelly Cup Finals as the winner of the Eastern Conference is presented with the E.A. "Bud" Gingher Memorial Trophy. Dayton was the inaugural recipient of the trophy after its renaming and the Bombers captured it again in 2006-07.

The first inductee in the Developmental Player category, **Olaf Kolzig** was 11-9-1 and ranked third in the ECHL with a 3.41 goals-against average in 21 regular-season games and 1-2-0 with a 4.66 goals against average in three postseason games with Hampton Roads in 1990-91. In 1991-92 with Hampton Roads, Kolzig led the ECHL in the regular season with a .914 save percentage while going 11-3-0 with a 2.90 goals-against average in 14 regular-season games. He was selected as an NHL All-Star in 1998 and 2000 and became the first former ECHL player to win the Vezina Trophy in 1999-2000. Kolzig appeared in 719 career NHL games and ranks 21st all-time with 303 wins while posting 35 shutouts and having a goals-against average of 2.71 and a save percentage of .906. He played his first 15 NHL seasons with Washington where he was 301-293-86 with 35 shutouts and a 2.70 goals-against average in 711 regular season games and 20-24 with six shutouts and a goals-against average of 2.14 in 45 playoff games. He led the Capitals to the Stanley Cup Finals in 1997-98 registering four shutouts and a goals-against average of 1.95. He had 41 wins, five shutouts and a goals-against average of 2.24 in 1999-2000 earning a selection to the NHL All-Star Game and First Team All-NHL while winning the Vezina Trophy.

Darryl Noren began playing in the ECHL as a rookie in 1990-91 with Greensboro and played 10 seasons including his final six with the Charlotte Checkers. He ranks third in ECHL history with 685 points, tied for third with 390 assists, eighth with 295 goals and 24th with 549 games. He finished his career in 1999-2000 as the ECHL all-time leader in games, assists and points. Noren scored 30-or-more goals five times including a career-high 46 in 1994-95. He tied the ECHL record with three consecutive three-or-more goal games in December of 1994 and had seven games with three-or-more goals in 1994-95. He helped the Checkers capture the Riley Cup Championship in 1996 and had 41 points (18g-23a) in 48 postseason games. He was selected to the 15th Anniversary All-ECHL Team in voting by coaches, players, front office personnel and media from the first 15 years of the ECHL and was inducted into the inaugural class of the Charlotte Hockey Hall of Fame in 2008. He was chosen to play in the ECHL All-Star Game in 1995, 1997 and 1998.

Class of 2009

John Brophy won a record three ECHL titles with Hampton Roads in 1991, 1992 and 1998. He coached at all levels of professional hockey, including the National Hockey League, and his more than 1,000 coaching victories rank him second all-time to Scotty Bowman. He retired as the ECHL leader for regular season games (882), regular season wins (480) and years coached (13). He holds the league records for postseason wins (55), postseason appearances (11) and championships (3) while ranking second in postseason games coached (94). The ECHL Coach of the Year award is named in his honor.

Blake Cullen was the founder and owner of the Hampton Roads Admirals for the team's first seven seasons in the ECHL. The Admirals advanced to the playoffs every year and won back-to-back Riley Cup championships in their second and third seasons. Hampton Roads drew more than 1.8 million fans during his tenure and led the league in attendance in 1989-90 and 1992-93 while ranking among the attendance leaders every year.

Tom Nemeth won the ECHL Defenseman of the Year award three times and was selected First Team All-ECHL three years. He holds the ECHL records for assists and points by a defenseman in a season with 82 assists and 98 points in 1993-94. He is third all-time among defensemen with 345 assists and 463 points and he led all defensemen in 2000-01 with 20 goals, 48 assists and 68 points. He played in the ECHL All-Star Game in 1993, 1994, 1998 and 2001, tying him for the third-most appearances.

Rod Taylor is second all-time in ECHL history with 368 goals and is tied for first all-time for most 30-goal seasons (8) and most consecutive 30-goal seasons (6). He played all but 19 of his professional games in the ECHL. He retired as the all-time leader in goals (368), points (689) and games (678) and remains second in scoring and sixth in games. He helped Hampton Roads win the Riley Cup as a rookie in 1992, scoring a league record-tying 16 goals in 14 games, and the Kelly Cup in 1998. He is third in career postseason goals (39) and tied for 15th in postseason games (78).

Class of 2008

Henry Brabham founded the ECHL, formerly known as the East Coast Hockey League, in 1988-89 with five teams in four states. Brabham owned three of the original five teams, including the legendary Johnstown Chiefs who were the last original ECHL team to play in their original city. The dedication of the Virginia businessman was crucial to the league surviving to span from coast-to-coast while advancing more than 650 players and countless coaches, on-ice officials and front office personnel to the National Hockey League.

Patrick J. Kelly was the inaugural Commissioner of the ECHL, which from 1988-96 experienced the greatest expansion in minor league hockey history, growing from five teams to 21. He was instrumental in establishing affiliations with teams in the NHL, creating the opportunity for players, on-ice officials and front office personnel to develop and move up the hockey ladder. He became Commissioner Emeritus in 1996, and since 1997 has presented the postseason champion with the Patrick J. Kelly Cup.

During his nine-year career, **Chris Valicevic** established himself as not only one of the best defensemen in league history, but one of the greatest players overall while playing for the Greensboro Monarchs and the Louisiana IceGators. He was selected to a record seven All-Star Games and was named First Team All-ECHL five times while being named the league Most Valuable Player in 1998-99. He ranks second all-time with 102 postseason games and is the career regular season and postseason leader among defensemen in assists and points.

Nick Vitucci won a record five ECHL championships, four as a player and one as an assistant coach. Named the postseason Most Valuable Player twice, he played 14 seasons and is the career regular-season leader among goaltenders in games, minutes and win. He played in two All-Star Games and was named First Team All-ECHL in 1991-92 and 1997-98.

Most Valuable Player

An annual award "to the player adjudged to be the most valuable to his team" as voted by the coaches of each of the ECHL teams.

2026 Marcus Crawford, Kansas City
2025 Brandon Hawkins, Toledo
2024 Brandon Hawkins, Toledo
2023 Hank Crone, Allen
2022 Will Graber, Fort Wayne
2021 Anthony Beauregard, Wichita
2020 Josh Kestner, Toledo
2019 Jesse Schultz, Cincinnati
2018 Shawn Szydlowski, Fort Wayne
2017 Chad Costello, Allen
2016 Chad Costello, Allen
2015 Jeff Jakaitis, South Carolina
2014 Mickey Lang, Orlando
2013 Ryan Zapolski, South Carolina
2012 Chad Costello, Colorado
2011 Wes Goldie, Alaska
2010 Tyler Donati, Elmira
2009 Kevin Baker, Florida
2008 David Desharnais, Cincinnati
2007 Brad Schell, Gwinnett
2006 Jeff Campbell, Gwinnett
2005 Scott Gomez, Alaska
2004 Scott Stirling, Atlantic City
2003 Buddy Smith, Arkansas
2002 Frederic Cloutier, Louisiana
2001 Scott King, Charlotte
2000 Andrew Williamson, Toledo
1999 Chris Valicevic, Louisiana
1998 Jamey Hicks, Birmingham
1997 Mike Ross, South Carolina
1996 Hugo P. Belanger, Nashville
1995 Vadim Slivchenko, Wheeling
1994 Joe Flanagan, Birmingham
1993 Trevor Jobe, Nashville
1992 Phil Berger, Greensboro
1991 Stan Drulia, Knoxville
1990 Bill McDougall, Erie
1989 Daryl Harpe, Erie

Nick Vitucci Goaltender of the Year

An annual award "to the goalkeeper adjudged to be the most valuable to his team" as voted by the coaches of each of the ECHL teams.

In 2022, the award was named in honor of Nick Vitucci, who enjoyed a 26-year association with the League, beginning in the inaugural season of 1988-89 when he backstopped the Carolina Thunderbirds to the Riley Cup title, the first of his ECHL-record five championships.

2026 Cam Johnson, Florida
2025 Cam Johnson, Florida
2024 Taylor Gauthier, Wheeling
2023 John Lethemon, Toledo
2022 Francois Brassard, Jacksonville
2021 Jake Hildebrand, Florida
2020 Tomas Sholl, Idaho
2019 Michael Houser, Cincinnati
2018 Parker Milner, South Carolina
2017 Riley Gill, Allen
2016 Josh Robinson, Missouri
2015 Jeff Jakaitis, South Carolina
2014 Jeff Jakaitis, South Carolina
2013 Ryan Zapolski, South Carolina
2012 Jeff Jakaitis, Gwinnett
2011 Gerald Coleman, Alaska
2010 Todd Ford, South Carolina
2009 Jean-Philippe Lamoureux, Alaska
2008 Anton Khudobin, Texas
2007 Adam Berkhoel, Dayton
2006 Matt Underhill, Alaska
2005 Chris Madden, Long Beach/Florida
2004 Scott Stirling, Atlantic City
2003 Alfie Michaud, Peoria
2002 Frederic Cloutier, Louisiana
2001 Scott Stirling, Trenton
2000 Jan Lasak, Hampton Roads
1999 Maxime Gingras, Richmond
1998 Nick Vitucci, Toledo
1997 Marc Delorme, Louisiana
1996 Alain Morissette, Louisville
1995 Chris Gordon, Huntington
1994 Cory Cadden, Knoxville

Rookie of the Year (John A. Daley Award)

An annual award "to the player selected as the most proficient in his first year of competition in the ECHL" as voted by the coaches of each of the ECHL teams.

The award was named in honor of John A. Daley in 1997. Daley, who passed away in 1996, was one of the founding fathers of the ECHL, serving as general manager and minority owner of the Johnstown Chiefs from the inception of the team in 1988 until 1994.

2026 Danny Dzhaniyev, Utah
2025 Sloan Stanick, Tahoe
2024 Austin Magera, South Carolina
2023 Hank Crone, Allen
2022 Kris Bennett, Iowa
2021 Matthew Boucher, Utah
2020 Tyler Sheehy, Allen
2019 Chris Collins, Kalamazoo
2018 Justin Danforth, Cincinnati
2017 Tyson Spink, Toledo
2016 Matt Willows, Florida
2015 Tyler Barnes, Toledo
2014 William Rapuzzi, Idaho
2013 Ryan Zapolski, South Carolina
2012 Dustin Gazley, Elmira
2011 Ben Street, Wheeling
2010 Justin Donati, Elmira
2009 Bryan Ewing, Wheeling
2008 David Desharnais, Cincinnati
2007 Colton Fretter, Gwinnett
2006 Alex Leavitt, Alaska
2005 Joey Tenute, South Carolina
2004 Kevin Doell, Gwinnett
2003 Jason Jaffray, Roanoke
2002 Frederic Cloutier, Louisiana
2001 Scott Stirling, Trenton
2000 Jan Lasak, Hampton Roads
1999 Maxime Gingras, Richmond
1998 Sean Venedam, Toledo
1997 Dany Bousquet, Birmingham
1996 Keli Corpse, Wheeling
1995 Kevin McKinnon, Erie
1994 Dan Gravelle, Greensboro
1993 Joe Flanagan, Birmingham
1992 Darren Colbourne, Dayton
1991 Dan Gauthier, Knoxville
1990 Bill McDougall, Erie
1989 Tom Sasso, Johnstown

Defenseman of the Year

An annual award "to the defenseman who demonstrates throughout the season the greatest ability at the position" as voted by the coaches of each of the ECHL teams.

2026 Marcus Crawford, Kansas City
2025 Kyle Mayhew, Fort Wayne
2024 Patrick Kudla, Idaho
2023 Owen Headrick, Idaho
2022 Charle-Edouard D'Astous, Utah
2021 Les Lancaster, Allen
2020 Alex Breton, Allen
2019 Eric Knodel, Cincinnati
2018 Matt Register, Colorado
2017 Matt Register, Colorado
2016 Mathew Maione, Wheeling
2015 Mike Little, Florida
2014 Matt Register, Ontario
2013 Sacha Guimond, Gwinnett
2012 Aaron Schneekloth, Colorado
2011 Eric Regan, Elmira
2010 J.C. Sawyer, Toledo
2009 Dylan Yeo, Victoria
2008 Peter Metcalf, Alaska
2007 Jon Awe, Gwinnett
2006 Ryan Gaucher, Alaska
2005 Ray DiLauro, Wheeling
2004 Corey Neilson, Pensacola
2003 Jim Baxter, Mississippi
2002 Duncan Dalmao, Roanoke
2001 Tom Nemeth, Dayton
2000 Tom Nemeth, Dayton
1999 Chris Valicevic, Louisiana
1998 Chris Valicevic, Louisiana
1997 Chris Valicevic, Louisiana
1996 Chris Valicevic, Louisiana
1995 Brandon Smith, Dayton
1994 Tom Nemeth, Dayton
1993 Derek Booth, Toledo
1992 Scott White, Greensboro
1991 Brett MacDonald, Nashville
1990 Bill Whitfield, Virginia
1989 Kelly Szautner, Erie

Leading Scorer

An annual award presented "to the player who leads the league in scoring at the end of the regular season."

2026 Marcus Crawford, Kansas City
2025 Brandon Hawkins, Toledo
2024 Brandon Hawkins, Toledo
2023 Hank Crone, Allen
2022 Will Graber, Fort Wayne
2021 Aaron Luchuk, Orlando
2020 Josh Kestner, Toledo
2019 Jesse Schultz. Cincinnati
2018 Shawn Szydlowski, Fort Wayne
2017 Chad Costello, Allen
2016 Chad Costello, Allen
2015 Chad Costello, Allen
2014 Brandon Marino, Fort Wayne
2013 Mathieu Roy, Florida
2012 Dustin Gazley, Elmira
2011 Justin Donati, Elmira
2010 Tyler Donati, Elmira
2009 Kevin Baker, Florida
2008 David Desharnais, Cincinnati
2007 Brad Schell, Gwinnett
2006 Alex Leavitt, Alaska
2005 Scott Gomez, Alaska
2004 Tim Smith, Columbia
2003 Buddy Smith, Arkansas
2002 Louis Dumont, Pensacola
2001 Scott King, Charlotte
2000 John Spoltore, Louisiana
1999 John Spoltore, Louisiana
1998 Jamey Hicks, Birmingham
1997 Ed Courtenay, South Carolina
1996 Hugo P. Belanger, Nashville
1995 Scott Burfoot, Erie
1994 Phil Berger, Greensboro
1993 Trevor Jobe, Nashville
1992 Phil Berger, Greensboro
1991 Stan Drulia, Knoxville
1990 Bill McDougall, Erie
1989 Daryl Harpe, Erie

Sportsmanship

An annual award "to the player adjudged to have exhibited the best type of sportsmanship and gentlemanly conduct combined with a high standard of playing ability" as voted by the coaches of each of the ECHL teams.

2026 Brayden Watts, Allen
2025 Peter Bates, Wichita
2024 A.J. White, Idaho
2023 Zach O'Brien, Newfoundland
2022 Zach O'Brien, Newfoundland
2021 Aaron Luchuk, Orlando
2020 Spencer Watson, Indy
2019 Zach O'Brien, Newfoundland
2018 Brodie Dupont, Norfolk
2017 Shane Berschbach, Toledo
2016 Shane Berschbach, Toledo
2015 Chad Costello, Allen
2014 Peter Sivak, Alaska
2013 Randy Rowe, Toledo
2012 Kevin Ulanski, Colorado
2011 Brian Swanson, Alaska
2010 Barret Ehgoetz, Cincinnati
2009 Travis Morin, South Carolina
2008 Jeff Campbell, Gwinnett
2007 Derek Nesbitt, Idaho
2006 Steve Saviano, Florida
2005 Kris Goodjohn, Gwinnett
2004 Mark Pederson, San Diego
2003 Rejean Stringer, Columbia
2002 Ben Stafford, Trenton
2001 Jamie Ling, Dayton
2000 Jamie Ling, Dayton
1999 Jamie Ling, Dayton
1998 Cal Ingraham, Tallahassee
1997 Mike Ross, South Carolina

Coach of the Year
John Brophy Award

An annual award "to the ECHL coach adjudged to have contributed the most to his team's success" as voted by the coaches of each of the ECHL teams.

The Coach of the Year award was named in honor of legendary ECHL coach John Brophy prior to 2003-04. Brophy coached 13 seasons, more than any other coach in league history with Hampton Roads from 1989-2000 and Wheeling from 2001-03, compiling a career record of 480-323-79 in the regular season and 55-39 in the postseason. Hampton Roads reached the postseason in each of his 11 seasons, winning back-to-back titles in 1991 and 1992 and an ECHL record third title in 1998.

2026 Tad O'Had, Kansas City
2025 Jared Nightingale, South Carolina
2024 Andrew Lord, Greenville
2023 Everett Sheen, Idaho
2022 Jeff Pyle, Atlanta
2021 Bruce Ramsay, Wichita
2020 Steve Bergin, South Carolina
2019 Matt Thomas, Cincinnati
2018 Brad Ralph, Florida
2017 Dan Watson, Toledo
2016 Richard Matvichuk, Missouri
2015 Derek Lalonde, Toledo
2014 Spencer Carbery, South Carolina
2013 Jarrod Skalde, Cincinnati
2012 Rob Murray, Alaska
John Wroblewski, Gwinnett
2011 Brent Thompson, Alaska
2010 Derek Laxdal, Idaho
2009 Rick Kowalsky, Trenton
2008 Chuck Weber, Cincinnati
2007 Davis Payne, Alaska
2006 Glen Gulutzan, Las Vegas
2005 Nick Vitucci, Toledo
2004 Pat Bingham, Wheeling
2003 Claude Noel, Toledo
2002 Dave Farrish, Louisiana
2001 Troy Ward, Trenton
2000 Bob Ferguson, Florida
1999 Bob Ferguson, Florida
1998 Chris Nilan, Chesapeake
1997 Brian McCutcheon, Columbus
1996 Roy Sommer, Richmond
1995 Jim Playfair, Dayton
1994 Barry Smith, Knoxville
1993 Kurt Kleinendorst, Raleigh
1992 Doug Sauter, Winston-Salem
1991 Don Jackson, Knoxville
1990 Dave Allison, Virginia
1989 Ron Hansis, Erie

AMI Graphics Plus Performer of the Year

An annual award presented "to the player who leads the league in plus-minus rating at the end of the regular season."

2026 Jordan Sambrook, Florida
2025 Cade Borchardt, Kansas City
2024 Max Andreev, Kansas City
Grant Gabriele, Toledo
2023 Cody Haiskenen, Idaho
Matt Register, Idaho
2022 Will Graber, Fort Wayne
2021 John McCarron, Florida
2020 Ben Masella, Florida
2019 Joe Cox, Florida
2018 Logan Roe, Florida
2017 Joel Chouinard, Allen
2016 Joey Leach, South Carolina
2015 Mike Little, Florida
Drew Daniels, Fort Wayne
2014 Peter Sivak, Alaska
2013 Matt Case, Idaho
2012 Mathieu Aubin, Cincinnati
2011 Brendan Connolly, Alaska
Trent Daavettila, Kalamazoo
2010 Mark Derlago, Idaho
2009 Travis Morin, South Carolina
2008 Chad Starling, Cincinnati
2007 Matt Shasby, Alaska
2006 Peter Metcalf, Alaska
2005 Aaron Phillips, Pensacola
2004 Tim Smith, Columbia
2003 Mike Glumac, Pee Dee
Dennis Vial, Columbia
2002 Konstantin Kalmikov, Louisiana
2001 Jay Murphy, Louisiana
2000 Andy MacIntyre, Florida

ECHL Community Service Award

An annual award presented to a player who goes above and beyond in community service.

2026 Romain Rodzinski, South Carolina
2025 Todd Skirving, Reading
2024 Jack Adams, South Carolina
2023 Chaz Reddekopp, South Carolina
2022 Trevin Kozlowski, Iowa
2020 Connor Doherty, Worcester
2019 James Henry, Adirondack
2018 Jeremy Beaudry, Wichita
2017 Mike Embach, Fort Wayne
2016 Rob Florentino, Florida
2015 Cal Wild, Brampton
2014 Dan Eves, Cincinnati
2013 Andy Brandt, Gwinnett
2012 Jason Fredricks, Ontario
2011 Dustin Sproat Cincinnati
Chris Frank, Elmira

ECHL Hockey Operations Department of the Year

An award presented annually to the top hockey department in the League, as determined in a vote of ECHL coaches.

2026 Kansas City Mavericks
2025 Toledo Walleye
2024 Jacksonville Icemen
2023 Idaho Steelheads
2022 Toledo Walleye
2021 Bruce Ramsay, Wichita
2020 Steve Martinson, Allen
2019 Rob Murray, Tulsa
2018 Rob Concannon, South Carolina
2017 Chris Stewart, Colorado
2016 Richard Matvichuk, Missouri

ECHL Award of Excellence

The Award of Excellence is presented annually by the ECHL to organizations that are first-rate, cooperative with the league office, compliant with league programs and who distinguish themselves on and off the ice in their community.

2026	**Florida Everblades**
2025	Florida Everblades
2024	Florida Everblades
	Savannah Ghost Pirates
2023	Florida Everblades
2022	Florida Everblades
2020	Florida Everblades
	Reading Royals
2019	South Carolina Stingrays
2018	Toledo Walleye
2017	Toledo Walleye
2016	Toledo Walleye
2015	Toledo Walleye
2014	Ontario Reign
2013	Orlando Solar Bears
2012	Toledo Walleye
2011	Bakersfield Condors
2010	Toledo Walleye
2009	Stockton Thunder
2008	Gwinnett Gladiators
2007	Stockton Thunder
2006	Alaska Aces
2005	Pensacola Ice Pilots
2004	Florida Everblades
	Johnstown Chiefs

Blake Cullen Executive of the Year Award

Presented annually to the top executive in the ECHL, as determined in voting by the Board of Governors. In 2023, the award was named in memory of Blake Cullen, who who was inducted into the ECHL Hall of Fame in 2009. Cullen founded the Hampton Roads Admirals in 1989, and owned the team for seven seasons through 1995-96.

2026	**Rob Concannon, South Carolina**
2025	Adam Goldberg, Maine
2024	Jeff Mead, Adirondack
2023	Billy Johnson, Norfolk
2022	Joel Lomurno, Wichita
2020	Eric Trapp, Idaho
2019	Neil Neukam, Toledo
2018	Bob Ohrablo, Jacksonville
	Neil Neukam, Toledo
2017	Brent Thiessen, Kansas City
2016	Kristin Ropp, Cincinnati
2015	Joe Napoli, Toledo
2014	Matthew Riley, Bakersfield
2013	Joe Napoli, Toledo
2012	Justin Kemp, Ontario
2011	Dan Chapman, Stockton
2010	Kristin Ropp, Cincinnati
2009	Gordon Kaye, Reading
2008	Darren Abbott, South Carolina
2007	Matthew Riley, Bakersfield
2006	Steve Chapman, Gwinnett
2005	Steve Chapman, Gwinnett
2004	Terry Parks, Alaska
2003	John Butler, Peoria
2002	Matt Loughran, Atlantic City
2001	Craig Brush, Florida
2000	Brian McKenna, Trenton
1999	Carl Scheer, Greenville
1998	Charles Felix, Pensacola
1997	David Paitson, Columbus
1996	Dave Berryman, Louisiana
1995	Harry Fuerstein/
	Craig Laughlin, Richmond
1994	John Gagnon/
	Pierre Paiement, Roanoke
1993	Larry Kish, Wheeling

Marketing Award

2026	**Greensboro Gargoyles**
2025	Orlando Solar Bears
2024	Orlando Solar Bears
2023	Savannah Ghost Pirates
2022	Rapid City Rush
2021	Rapid City Rush
2020	Kalamazoo Wings
2018	Cincinnati Cyclones
2017	Colorado Eagles
2016	Cincinnati Cyclones
2015	Colorado Eagles
2014	Bakersfield Condors
2013	Toledo Walleye
2012	Gwinnett Gladiators
2011	Cincinnati Cyclones
2010	Bakersfield Condors
2009	Alaska Aces
2008	Charlotte Checkers Bakersfield Condors
2007	Charlotte Checkers Alaska Aces
2006	San Diego Gulls
2005	George Sandoval, Alaska
2004	Eric Trapp and John Cunningham, Idaho
2003	Bart Rogers and Mike Nelson, Peoria
2002	Mark Miller, Florida
2001	Rich Lisk, Trenton
2000	Bart Rogers, Peoria
1999	Pat Pylypuik, Toledo
1998	Neil Hoyt, Pensacola
1997	Belinda Wiggins, Richmond

Equipment Manager of the Year

2026	**Adam Wozniak, Toledo**
2025	Skylar Garver, Fort Wayne
2024	Justin Sturtz, Kansas City
2023	Travis Ward, South Carolina
2022	Jean Huynh, Trois-Rivières
2021	ECHL Equipment Managers
2020	Chris Burke, Cincinnati
2019	Jason MacDonald, Reading
2018	Darrin Flinchem, Indy
2017	Andrew Dvoark, Kansas City
2016	Drew Kitts, Quad City
2015	Dakota King, Gwinnett
2014	Billy Higgins, Wheeling
2013	Adam Dexter, Orlando
2012	Ryan Martin, Greenville
2011	Mike Burkhead, Alaska
2010	Ben Laing, Stockton
2009	Pat Noecker, Reading
2008	Pat Noecker, Reading
2006	Chris Burke, Fresno
2005	John Jennings, Florida Russ Holden, Reading
2004	John Krouse, Pensacola
2003	Tom Severance, Charlotte

Athletic Trainer of the Year

2026	**Julia Phillips, South Carolina**
2025	Nick Potter, Kansas City
2024	Cody Lindhorst, Kalamazoo
2023	Jordan Dutton, Allen
2022	Tim Murray, Cincinnati
2021	ECHL Athletic Trainers
2020	George Bullock, Indy
2019	Nick Potter, Kansas City
2018	Matt Aiello, Greenville
2017	Cole Libby, Utah
2016	Scott McLay, Alaska
2015	Brad Fredrick, Toledo
2014	Steve Ruhmel, Florida
2013	Bob Case, Cincinnati
2012	Mike Schroeder, Chicago
2011	Kevin Anderson, Stockton
2010	Bobby Walls, Ontario
2009	Bryan Rodgers, Dayton
2008	Brian Grogesky, Reading

Joe Babik Award - PR/Media Relations Director of the Year

2026 **Tim Foley, Worcester**
2025 Chris Cadeau, Kalamazoo
2024 Cam McGuire, Idaho
2023 Cam McGuire, Idaho
2022 Collin Schuck, Idaho
2018 Joe Roberts, Kalamazoo
2017 Everett Fitzhugh, Cincinnati
2016 DJ Abisalih, Wheeling
2015 Chuck Bailey, Fort Wayne
2014 Nick Brunker, Cincinnati
2013 Kevin Bartl and Ryan Holt, Bakersfield
2012 J.P. Puma, Colorado
2011 Will Hoenike, Idaho
2010 Eric Levine, Elmira
2009 Mike Benton, Stockton
2008 John Hamel, Cincinnati
Jeff Harris and Mike Walker, Victoria
2007 Dustin Bixby, Gwinnett
Josh Fisher, Las Vegas
2006 Jeremy Zager, San Diego
2005 Jeremy Zager, San Diego
2004 Mike Kelly, Mississippi
2003 Ryan Stanzel, Louisiana
2002 Bill McLaughlin, Greenville
2001 Darren Abbott, South Carolina
2000 Darren Abbott, South Carolina
1999 Mark Simpson, Charlotte
1998 Andy Davis, Richmond
1997 Peter Kostos, Louisiana

Broadcaster of the Year

2026 **Justin Russo, Idaho**
2025 Rob Lippolis, Adirondack
2024 David Fine, Iowa
2023 Mark Shelley, Greenville
2022 Cam McGuire, Worcester
2018 Brian McCormack, Idaho
2017 Cameron Close, Adirondack
2016 Tommy Daniels, Allen
2015 Will Hoenike, Idaho
2014 Bob Chase, Fort Wayne
2013 Joseph Zakrzewski, South Carolina
2012 Bob Mills, Chicago
2011 Josh Bogorad, Alaska
2010 Doug Plagens, Idaho
2009 Josh Heller, South Carolina
2008 Joe Babik, Fresno
Brendan Burke, Wheeling
2007 Kevin Reiter, Florida
Joe O'Donnell, Idaho
2006 Dan Weiss, Phoenix
2005 John Michael, Johnstown
2004 Jack Michaels, Alaska
2003 Darren Abbott, South Carolina
2002 Joe Zydlo, Trenton

Ticket Department of the Year

2026 Idaho Steelheads/Greenville Swamp Rabbits
2025 Savannah Ghost Pirates/Wheeling Nailers
2024 Savannah Ghost Pirates/Adirondack Thunder
2023 Savannah Ghost Pirates/Maine Mariners
2022 Toledo Walleye/Greenville Swamp Rabbits
2020 Toledo Walleye/Kalamazoo Wings
2019 Norfolk Admirals
2018 Idaho Steelheads
2017 Toledo Walleye
2016 Florida Everblades
2015 Orlando Solar Bears
2014 Ontario Reign
2013 Ontario Reign
2012 Florida Everblades
2011 Ontario Reign
2010 Stockton Thunder
2009 Cincinnati Cyclones
2008 Reading Royals
Victoria Salmon Kings
2007 Florida Everblades
Alaska Aces
2006 Las Vegas Wranglers
Stockton Thunder
2005 Bakersfield Condors
Long Beach Ice Dogs
2004 Alaska Aces
2003 Reading Royals

Ticket Sales Professional of the Year

2026 **Cassie Geer, Savannah**
Ben Pulley, Indy
2025 Cassie Geer, Savannah
2024 Casey Christensen, Norfolk
2018 Andrew Nawn, Worcester
2017 Steven Anderson, Idaho
2016 Mike Kelly, Florida
2015 Brian Perkins, Toledo
2014 Jose Rivera, Bakersfield
2013 Matt Kiel, Evansville
2012 Brad Urbani, Bakersfield
Will Goldman, Utah
2011 Dave Piecuch, Stockton
2010 Josh Burdine, Cincinnati
2009 Tara Sipma, Gwinnett
2008 Thom Emerson, Mississippi
Dave Piecuch, Stockton
2007 Greg Lowe, Bakersfield
Tim Statezni, Bakersfield
2006 Kelly Clutter, Wheeling
Danielle Lucero, Las Vegas
2005 Rob Patton, Gwinnett
2004 Brendan Desjardin, Alaska
Jesse Martin, Mississippi
2003 Jeff Bach, Trenton
Tim McGee, Reading

Matt Brokaw Award - Corporae Professional of the Year

2026 Chris Palin, Florida
2025 Georgia Veatch, Rapid City
2024 Mike DiPalma, Idaho
2023 Miles Diede, Savannah
2022 Mike Kelly, Florida
2021 Ben Pulley, Indy
2020 Luke Nicholas, Jacksonville
2019 Zach Cunningham, Orlando

Sales Rookie of the Year

2026 Augus Vodenhal, Tahoe
2025 Flaco Solano, Utah
2024 Lindsay Plymale, Cincinnati
2023 T.J. Scott, Kalamazoo
2022 Noah Otero-Vargas, Jacksonville
2021 Mario Picciotto, South Carolina
2020 Kara Marshall, Cincinnati
2019 Trenton Blair, Jacksonville

PR/Broadcaster of the Year

2021 Andrew Smith, Indy
2020 Jared Shafran, South Carolina
2019 John Peterson, Tulsa

Theme Night of the Year

2026 Orlando Solar Bears (Space Night)
2025 Fort Wayne Komets (Luau Night)
2024 Savannah Ghost Pirates (Golden Ghosts)
2023 Orlando Solar Bears (Tie Dye Night)
2022 Kalamazoo Wings (Rainbow Ice)
2021 Rapid City Rush (Rodeo Night)
2020 Florida Everblades (What If .../Conservation Night)
2019 Maine Mariners (Wild Blueberries Night)

Specialty Jersey of the Year

2026 Kalamazoo Wings (Motley Zoo)
2025 Utah Grizzlies (Fishing Night)
2024 Adirondack Thunder (Country Night)
2023 Rapid City Rush (Military Appreciation)

Creative Ticket Package of the Year

2026 Atlanta Gladiaors (Pucks & Pages)
2025 Rapid City Rush (Diamond Dig)
2024 Toledo Walleye (Walleye Wedding)
2023 Cincinnati Cyclones (Fiona Family Four Pack)
2022 Allen Americans (Americans College Classic)
2021 Jacksonville Icemen (Lizard Kings Night)
2020 Cincinnati Cyclones (Chick-Fil-A Family Four Pack)
2019 Atlanta Gladiators (VIP Soccer Experience)

Creative Revenue Generation

2026 Maine Mariners (Enter to Win Vacation Giveaway)
2025 Trois-Rivières Lions (5th Line Club)
2024 Utah Grizzlies (Grizz Fights Cancer)
2023 Reading Royals (Winter Wonderland)
2022 Greenville Swamp Rabbits (The Folds of Honor Superior Fan Package)
2021 Reading Royals (Royals Youth Hockey Association)

Community Service Team of the Year

2026 South Carolina Stingrays
2025 Cincinnati Cyclones
2024 Worcester Railers
2023 Florida Everblades
2022 Worcester Railers/Rapid City Rush
2021 Worcester Railers
2020 Worcester Railers
2019 Worcester Railers

Group Sales Department of the Year

2026 Jacksonville Icemen/Wichita Thunder
2025 Jacksonville Icemen/Allen Americans
2024 Jacksonville Icemen/Kalamazoo Wings
2023 Jacksonville Icemen/Norfolk Admirals
2022 Jacksonville Icemen/Tulsa Oilers
2020 Rapid City Rush/Toledo Walleye
2019 Jacksonville Icemen

Corporate Partnership Award

2026 Bloomington Bison
2025 Indy Fuel
2024 Fort Wayne Komets

Game Operations Award

2026 Orlando Solar Bears
2025 Orlando Solar Bears
2024 Savannah Ghost Pirates

Rising Star Award

2026 Bloomington Bison
2025 Worcester Railers
2024 Utah Grizzlies
2023 Maine Mariners/Norfolk Admirals
2022 Greenville Swamp Rabbits

Inclusive Spirit Award

2026 Cincinnati Cyclones
2025 South Carolina Stingrays
2024 Kalamazoo Wings
2023 Kalamazoo Wings
2022 Cincinnati Cyclones

2025-26 First Team
F - Brandon Hawkins, Toledo
F - Danny Katic, Allen
F - Simon Pinard, South Carolina
D - Marcus Crawford, Kansas City
D - Chad Nychuk, Atlanta
G - Cam Johnson, Florida

2025-26 Second Team
F - Danny Dzhaniyev, Utah
F - Brendan Hoffmann, Idaho
F - Brannon McManus, Adirondack
D - Jordan Sambrook, Florida
D - Nikita Sedov, Bloomington
G - Jack LaFontaine, Kansas City

2025-26 Rookie Team
F - Danny Dzhaniyev, Utah
F - Jackson Jutting, Kansas City
F - Ryan Kirwan, Cincinnati
D - Brent Johnson, Wheeling
D - Ben Meehan, Reading
G - T.J. Semptimphelter, Atlanta

2024-25 First Team
F - Peter Bates, Wichita
F - Brandon Hawkins, Toledo
F - Michal Stinil, Wichita
D - Derek Daschke, Utah
D - Kyle Mayhew, Fort Wayne
G - Cam Johnson, Florida

2024-25 Second Team
F - Cade Borchardt, Kansas City
F - Sloan Stanick, Tahoe
F - Ryan Wagner, Rapid City
D - Dennis Cesana, Savannah
D - Conner Welsh, Worcester
G - Luke Cavallin, Trois-Rivières

2024-25 Rookie Team
F - Spencer Kersten, Orlando
F - Kyler Kupka, South Carolina
F - Sloan Stanick, Tahoe
D - Parker Berge, Greenville
D - Chas Sharpe, Cincinnati
G - Justen Close, Jacksonville

2023-24 First Team
F - Patrick Curry, Kansas City
F - Brandon Hawkins, Toledo
F - Alex Kile, Maine
D - Patrick Kudka, Idaho
D - Jalen Smereck, Cincinnati
G - Taylor Gauthier, Wheeling

2023-24 Second Team
F - Erik Bradford, Kalamazoo
F - Jack Dugan, Fort Wayne
F - Austin Magera, South Carolina
D - Kyle Mayhew, Utah
D - Matt Register, Idaho
G - Matt Vernon, Jacksonville

2023-24 Rookie Team
F - Max Andreev, Kansas City
F - Cade Borchardt, Kansas City
F - Austin Magera, South Carolina
D - Kyle Mayhew, Utah
D - Jonny Tychonick, Newfoundland
G - Matt Vernon, Jacksonville

2022-23 First Team
F - Hank Crone, Allen
F - Brandon Hawkins, Toledo
F - Zach O'Brien, Newfoundland
D - Owen Headrick, Idaho
D - Matt Register, Idaho
G - John Lethemon, Toledo

2022-23 Second Team
F - Jack Combs, Allen
F - Alex Ierullo, Greenville
F - Cody Sylvester, Atlanta
D - Michael Brodzinski, Orlando
D - Max Martin, Greenville
G - Adam Scheel, Idaho

2022-23 Rookie Team
F - Hank Crone, Allen
F - Liam Finlay, Allen
F - Alex Ierullo, Greenville
D - Owen Headrick, Idaho
D - Michael Joyaux, Newfoundland
G - Remi Poirier, Idaho

2021-22 First Team
F - Will Graber, Fort Wayne
F - TJ Hensick, Toledo
F - Patrick Watling, Wheeling
D - Charle-Edouard D'Astous, Utah
D - Ben Finkelstein, Newfoundland
G - Francois Brassard, Jacksonville

2021-22 Second Team
F - Kris Bennett, Iowa
F - Chad Costello, Allen
F - Zach O'Brien, Newfoundland
D - Randy Gazzola, Toledo
D - Josh Maniscalco, Wheeling
G - Keith Petruzzelli, Newfoundland

2021-22 Rookie Team
F - Kris Bennett, Iowa
F - Jack Doremus, Tulsa
F - Benjamin Tardif, Utah
D - Josh Maniscalco, Wheeling
D - Luke Martin, Utah
G - Keith Petruzzelli, Newfoundland

2020-21 First Team
F - Anthony Beauregard, Wichita
F - Aaron Luchuk, Orlando
F - John McCarron, Florida
D - Samuel Jardine, Greenville
D - Les Lancaster, Allen
G - Jake Hildebrand, Florida

2020-21 Second Team
F - Tyler Coulter, Rapid City
F - Peter Quenneville, Rapid City
F - Cole Ully, South Carolina
D - Matt Register, Allen
D - Dean Stewart, Wichita
G - Evan Buitenhuis, Wichita

2020-21 Rookie Team
F - Matthew Boucher, Utah
F - Jay Dickman, Wichita
F - Joseph Garreffa, Orlando
D - Ben Finkelstein, Greenville
D - Dean Stewart, Wichita
G - Evan Weninger, Wichita

2019-20 First Team
F - Josh Kestner, Toledo
F - Tyler Sheehy, Allen
F - David Vallorani, Brampton
D - Alex Breton, Allen
D - Logan Roe, Florida
G - Tomas Sholl, Idaho

2019-20 Second Team
F - Brady Ferguson, Newfoundland
F - Tim McGauley, Utah
F - Jesse Schultz, Cincinnati
D - Eric Knodel, Reading
D - Miles Liberati, Tulsa
G - Parker Milner, South Carolina

2019-20 Rookie Team
F - Samuel Asselin, Atlanta
F - Justin Brazeau, Newfoundland
F - Tyler Sheehy, Allen
D - Justin Baudry, Cincinnati
D - Joseph Duszak, Newfoundland
G - Billy Christopoulos, Toledo

2018-19 First Team
F - Caleb Herbert, Utah
F - Adam Pleskach, Tulsa
F - Jesse Schultz Cincinnati
D - Eric Knodel, Cincinnati
D - Matt Petgrave, Brampton
G - Michael Houser, Cincinnati

2018-19 Second Team
F - Joe Cox, Florida
F - Chris McCarthy, Reading
F - Zach O'Brien, Newfoundland
D - Matt Register, Toledo
D - Derek Sheppard, Florida
G - Tomas Sholl, Idaho

2018-19 Rookie Team
F - Chris Collins, Kalamazoo
F - Steven Iacobellis, Wichita
F - Myles Powell, Cincinnati
D - Alex Breton, Allen
D - Derek Sheppard, Florida
G - Tomas Sholl, Idaho

2017-18 First Team
F - Michael Joly, Colorado
F - Jordan LaVallee-Smotherman, Manchester
F - Shawn Szydlowski, Fort Wayne
D - David Makowski, Allen
D - Matt Register, Colorado
G - Parker Milner, South Carolina

2017-18 Second Team
F - Justin Danforth, Cincinnati
F - Jesse Schultz, Cincinnati
F - Matt Willows, Reading
D - Eric Knodel, Cincinnati
D - Nolan Zajac, Reading
G - Pat Nagle, Toledo

2017-18 Rookie Team
F - Grant Besse, Norfolk
F - Justin Danforth, Cincinnati
F - Reid Gardiner, Wheeling
D - Aaron Irving, Kalamazoo
D - T.J. Melancon, Norfolk
G - Mitch Gillam, Worcester

2016-17 First Team
F - Chad Costello, Allen
F - Matt Garbowsky, Colorado
F - Casey Pierro-Zabotel, Colorado
D - David Makowski, Allen
D - Matt Register, Colorado
G - Riley Gill, Allen

2016-17 Second Team
F - Shane Berschbach, Toledo
F - Brendan O'Donnell, Florida
F - David Vallorani, Brampton
D - Jake Marto, Colorado
D - Kevin Schulze, Wheeling
G - Jake Paterson, Toledo

2016-17 Rookie Team
F - Mike Cazzola, Fort Wayne
F - Tylor Spink, Toledo
F - Tyson Spink, Toledo
D - Kevin Schulze, Wheeling
D - Nolan Zajac, Toledo
G - Landon Bow, Idaho

2015-16 First Team
F - Shane Berschbach, Toledo
F - Chad Costello, Allen
F - Trent Daavettila, Colorado
D - Mathew Maione, Wheeling
D - Adrian Veideman, Colorado
G - Josh Robinson, Missouri

2015-16 Second Team
F - Riley Brace, Wheeling
F - Jesse Root, Missouri
F - Shawn Szydlowski, Fort Wayne
D - Adam Comrie, Reading
D - William Wrenn, Alaska
G - Jeff Lerg, Toledo

2015-16 Rookie Team
F - Dan DeSalvo, Tulsa
F - Cason Hohmann, Elmira
F - Matt Willows, Florida
D - Jacob MacDonald, Elmira
D - Ben Marshall, Indy
G - Vitek Vanecek, South Carolina

2014-15 First Team
F - Chad Costello, Allen
F - Wade MacLeod, Idaho
F - Shawn Szydlowski, Fort Wayne
D - Mike Little, Florida
D - Matt Register, Ontario
G - Jeff Jakaitis, South Carolina

2014-15 Second Team
F - Adam Brace, Florida
F - Brendan Connolly, Alaska
F - Gary Steffes, Allen
D - Cameron Burt, Florida
D - Aaron Gens, Allen
G - Jeff Lerg, Toledo

2014-15 Rookie Team
F - Derek Army, Wheeling
F - Tyler Barnes, Toledo
F - Jason Bast, Idaho
D - Justin Baker, Allen
D - Steven Shamanski, Elmira
G - Roman Will, Fort Wayne

2013-14 First Team
F - Mickey Lang, Orlando
F - Brandon Marino, Fort Wayne
F - Peter Sivak, Alaska
D - Sam Ftorek, Kalamazoo
D - Matt Register, Ontario
G - Jeff Jakaitis, South Carolina

2013-14 Second Team
F - Trent Daavettila, Colorado
F - Kyle Ostrow, Colorado
F - Andrew Rowe, Greenville
D - Mike Ratchuk, Wheeling
D - Elgin Reid, Kalamazoo
G - Laurent Brossoit, Bakersfield

2013-14 Rookie Team
F - Matt Caria, Kalamazoo
F - Jeremy Langlois, Stockton
F - William Rapuzzi, Idaho
D - Michal Cajkovsky, Reading
D - Brad Richard, Alaska
G - Laurent Brossoit, Bakersfield

2012-13 First Team
F - Michael Forney, Colorado
F - Casey Pierro-Zabotel, Gwinnett
F - Mathieu Roy, Florida
D - Matt Case, Idaho
D - Sacha Guimond, Gwinnett
G - Ryan Zapolski, South Carolina

2012-13 Second Team
F - Kyle Kraemer, Ontario
F - Nick Mazzolini, Alaska
F - Colton Yellow Horn, Ontario
D - Adam Comrie, Reading
D - Nick Tuzzolino, Utah
G - Mark Guggenberger, Alaska

2012-13 Rookie Team
F - Mario Lamoureux, Ontario
F - David Pacan, Cincinnati
F - David Vallorani, Reading
D - Cameron Burt, Ontario
D - Sacha Guimond, Gwinnett
G - Ryan Zapolski, South Carolina

2011-12 First Team
F - Chad Costello, Colorado
F - Dustin Gazley, Elmira
F - Eric Lampe, Las Vegas
D - Bryan Miller, Alaska
D - Aaron Schneekloth, Colorado
G - Jeff Jakaitis, Gwinnett
Coach - Rob Murray, Alaska
John Wroblewski, Gwinnett

2011-12 Second Team
F - Justin Bowers, Greenville
F - Dan Kissel, Alaska
F - Adam Miller, Las Vegas
D - Andrew Hotham, Wheeling
D - Johann Kroll, South Carolina
G - Joe Fallon, Las Vegas
Coach - Jason Christie, Ontario

2011-12 Rookie Team
F - Chris Barton, Wheeling
F - Dustin Gazley, Elmira
F - Mathew Sisca, Cincinnati
D - Andrew Hotham, Wheeling
D - Mike Little, Stockton
G - Philipp Grubauer, South Carolina

2010-11 First Team
F - Mark Derlago, Idaho
F - Wes Goldie, Alaska
F - Kory Karlander, Kalamazoo
D - Wes Cunningham, Greenville
D - Eric Regan, Elmira
G - Gerald Coleman, Alaska

2010-11 Second Team
F - Trent Daavettila, Kalamazoo
F - Ryan Ginand, Trenton
F - Francis Lemieux, Florida
D - Jason Lepine, Toledo
D - Bryan Miller, Alaska
G - Dov Grumet-Morris, Greenville

2010-11 Rookie Team
F - Andy Bohmbach, Toledo
F - Kael Mouillierat, Idaho
F - Ben Street, Wheeling
D - Mark Isherwood, Alaska
D - Bobby Raymond, Florida
G - Brian Stewart, Bakersfield

2009-10 First Team
F - Mark Derlago, Idaho
F - Tyler Donati, Elmira
F - Ryan Kinasewich, Utah
D - Eric Regan, Bakersfield
D - J.C. Sawyer, Toledo
G - Todd Ford, South Carolina

2009-10 Second Team
F - Justin Donati, Elmira
F - Adam Miller, Las Vegas
F - Tyler Spurgeon, Idaho
D - Mitch Ganzak, Wheeling
D - Jimmy Sharrow, Victoria
G - Richard Bachman, Idaho

2009-10 Rookie Team
F - Evan Barlow, Idaho
F - Justin Donati, Elmira
F - Maxime Tanguay, Toledo
D - Drew Paris, Gwinnett
D - Sam Roberts, Gwinnett
G - Richard Bachman, Idaho

2008-09 First Team
F - Kevin Baker, Florida
F - Bryan Ewing, Wheeling
F - Travis Morin, South Carolina
D - Ryan Gunderson, Trenton
D - Dylan Yeo, Victoria
G - Jean-Philippe Lamoureux, Alaska

2008-09 Second Team
F - Dave Bonk, Bakersfield
F - Mark Derlago, Bakersfield
F - Wes Goldie, Victoria
D - Peter Metcalf, Florida
D - Matt Shasby, Alaska
G - Gerald Coleman, Trenton

2008-09 Rookie Team
F - Bryan Ewing, Wheeling
F - Jordan Morrison, Wheeling
F - Matt Pope, Bakersfield
D - Elgin Reid, Wheeling
D - Mitch Ganzak, Wheeling
G - Jean-Philippe Lamoureux, Alaska

2007-08 First Team
F - Jeff Campbell, Gwinnett
F - David Desharnais, Cincinnati
F - Josh Soares, Alaska
D - Darrell Hay, Idaho
D - Peter Metcalf, Alaska
G - Anton Khudobin, Texas

2007-08 Second Team
F - Derek Damon, Florida
F - Ash Goldie, Victoria
F - John McNabb, Texas
D - Jamie Milam, Gwinnett
D - Chad Starling, Cincinnati
G - Craig Kowalski, Gwinnett

2007-08 Rookie Team
F - Matt Beaudoin, Dayton
F - David Desharnais, Cincinnati
F - Josh Soares, Alaska
D - Ryan Gunderson, Trenton
D - Adrian Veideman, Augusta
G - Anton Khudobin, Texas

2006-07 First Team
F - Kevin Baker, Texas
F - Marty Flichel, Idaho
F - Brad Schell, Gwinnett
D - Jon Awe, Gwinnett
D - Peter Metcalf, Alaska
G - Adam Berkhoel, Dayton

2006-07 Second Team
F - Scott Bertoli, Trenton
F - Scott Mifsud, Gwinnett
F - Mike Pandolfo, Trenton
D - Sean Blanchard, Augusta
D - Matt Shasby, Alaska
G - Mike McKenna, Las Vegas

2006-07 Rookie Team
F - Colton Fretter, Gwinnett
F - Todd Griffith, Bakersfield
F - Julian Talbot, Alaska
D - Paul Albers, Texas
D - Jamie Milam, Gwinnett
G - Cedrick Desjardins, Cincinnati

2005-06 First Team
F - Jeff Campbell, Gwinnett
F - Luke Curtin, Fresno
F - Alex Leavitt, Alaska
D - Ryan Gaucher, Alaska
D - Troy Milam, Gwinnett
G - Matt Underhill, Alaska

2005-06 Second Team
F - Garett Bembridge, Idaho
F - Ryan Kinasewich, Utah
F - D'Arcy McConvey, Idaho
D - Steve Lingren, Victoria
D - Peter Metcalf, Alaska
G - Marc Magliarditi, Las Vegas

2005-06 Rookie Team
F - Sean Collins, Wheeling
F - Alex Leavitt, Alaska
F - Daniel Sisca, Florida
D - Jon Awe, Gwinnett
D - T.J. Kemp, Reading
G - Andy Franck, Wheeling

2004-05 First Team
F - Scott Gomez, Alaska
F - Carl Mallette, Toledo
F - Chris Minard, Alaska
D - Ray DiLauro, Wheeling
D - Guy Dupuis, Bakersfield
G - Chris Madden, Long Beach/Florida

2004-05 Second Team
F - Tyler Beechey, Pensacola
F - Jamie Johnson, Augusta
F - Joey Tenute, South Carolina
D - Randy Dagenais, Gwinnett
D - Corey Neilson, Pensacola
G - Frederic Cloutier, Pensacola

2004-05 Rookie Team
F - Jeff Campbell, Gwinnett
F - Marco Rosa, Long Beach
F - Joey Tenute, South Carolina
D - Mark Ardelan, South Carolina
D - Mike Jarmuth, Mississippi
G - Frank Doyle, Idaho

2003-04 First Team
F - Luke Curtin, Atlantic City
F - Tim Smith, Columbia
F - Steffon Walby, Mississippi
D - Corey Neilson, Pensacola
D - Ben Storey, Louisiana
G - Scott Stirling, Atlantic City

2003-04 Second Team
F - Jason Jaffray, Wheeling
F - Brian McCullough, Florida
F - Mark Pederson, San Diego
D - Jim Baxter, Mississippi
D - Jason McBain, Las Vegas
G - Derek Gustafson, Louisiana

2003-04 Rookie Team
F - Greg Barber, San Diego
F - Jon Cullen, Atlantic City
F - Kevin Doell, Gwinnett
D - Derek Eastman, Columbia
D - Brian Fahey, Atlantic City
G - Nick Boucher, Wheeling

2002-03 First Team
F - Jason Jaffray, Roanoke
F - Buddy Smith, Arkansas
F - Steffon Walby, Mississippi
D - Jim Baxter, Mississippi
D - Ryan Gaucher, Cincinnati
G - Alfie Michaud, Peoria

2002-03 Second Team
F - Rick Kowalsky, Roanoke
F - Shawn McNeil, Louisiana
F - Rejean Stringer, Columbia
D - Matt Pagnutti, Arkansas
D - Jon Zion, Richmond
G - Patrick Couture, Columbia

2002-03 Rookie Team
F - Mike Glumac, Pee Dee
F - Jason Jaffray, Roanoke
F - Zenon Konopka, Wheeling
D - Grady Moore, Toledo
D - Jon Zion, Richmond
G - Adam Hauser, Jackson

2001-02 First Team
F - Brandon Dietrich, Charlotte
F - Louis Dumont, Pensacola
F - Rick Kowalsky, Roanoke
Steffon Walby, Mississippi
D - Duncan Dalmao, Roanoke
D - Bill McCauley, Dayton
G - Frederic Cloutier, Louisiana

2001-02 Second Team
F - Dave Duerden, Charlotte
F - Greg Pankewicz, Pensacola
F - Dave Seitz, South Carolina
D - Justin Harney, Charlotte
D - Simon Tremblay, Greenville
G - Dan Murphy, Trenton

2001-02 Rookie Team
F - Vern Fiddler, Roanoke
F - Simon Gamache, Greenville
F - Ben Stafford, Trenton
F - Patrick Yetman, Augusta
D - Matt Libby, Trenton
D - Kevin Mitchell, Louisiana
G - Frederic Cloutier, Louisiana

2000-01 First Team
F- Dany Bousquet, Pee Dee
F - James Patterson, Toledo
F - Andrew Williamson, Toledo
D - Trevor Demmans, Pee Dee
D - Tom Nemeth, Dayton
G - Scott Stirling, Trenton

2000-01 Second Team
F - Brent Cullaton, Tallahassee
F - Jason Elders, Mobile
F - Scott King, Charlotte
D - Eric Long, Arkansas
D - Bob Woods, Mississippi
G - Curtis Sanford, Peoria

2000-01 Rookie Team
F - Martin Bartek, New Orleans
F - Mathieu Benoit, Charlotte
F - Ben Keup, Dayton
D - Jason Ialongo, Greensboro
D - Jeff Sproat, Roanoke
G - Scott Stirling, Trenton

1999-2000 First Team
F - Andy MacIntyre, Florida
F - John Spoltore, Louisiana
F - Andrew Williamson, Toledo
D - Tom Nemeth, Dayton
D - Chris Valicevic, Louisiana
G - Jan Lasak, Hampton Roads

1999-2000 Second Team
F - Jason Elders, Mobile
F - Jamie Ling, Dayton
F - Jay Murphy, Louisiana
D - Brad Dexter, South Carolina
D - Duane Harmer, Roanoke
G - Daniel Berthiaume, Roanoke

1998-99 First Team
F - Denny Felsner, Chesapeake
F - Allan Sirois, Pee Dee
F - John Spoltore, Louisiana
D - Arturs Kupaks, Chesapeake
D - Chris Valicevic, Louisiana
G - Maxime Gingras, Richmond

1998-99 Second Team
F - Rob DeCiantis, New Orleans
F - Jason Elders, Mobile
F - Jamey Hicks, Birmingham
D - Brad Dexter, South Carolina
D - Bob Woods, Mississippi
G - Marc Magliarditi, Florida

1997-98 First Team
F - Jean-Guy Trudel, Peoria
F - Jamey Hicks, Birmingham
F - Jeff Lazaro, New Orleans
D - Chris Hynnes, South Carolina
D - Chris Valicevic, Louisiana
G - Nick Vitucci, Toledo

1997-98 Second Team
F - Kory Karlander, Raleigh
F - John Spoltore, Louisiana
F - Rick Kowalsky, Roanoke
Don Parsons, Louisiana
D - Dave Craievich, Mobile
D - Darren Maloney, Peoria
G - Sean Gauthier, Pensacola

1996-97 First Team
F - Ed Courtenay, South Carolina
F - Jeff Jablonski, Roanoke
F - Mike Ross, South Carolina
D - Chris Phelps, Hampton Roads
D - Chris Valicevic, Louisiana
G - Marc Delorme, Louisiana

1996-97 Second Team
F - Dany Bousquet, Birmingham
F - Jason Elders, Mobile
F - Dominic Maltais, Hampton Roads
D - Chris Hynnes, South Carolina
D - Bob Woods, Mobile
G - David Goverde, Toledo

1995-96 First Team
F - Hugo P. Belanger, Nashville
F - Jim Brown, Knoxville
F - Colin Ward, Nashville
D - Steve Lingren, Dayton
D - Chris Valicevic, Louisiana
G - Alain Morissette, Louisville

1995-96 Second Team
F - Bob Berg, Louisiana
F - Keli Corpse, Wheeling
F - Glenn Stewart, Erie
D - Aaron Boh, Louisiana
D - Dave Craievich, Mobile
G - Sean Gauthier, South Carolina

1995-96 Rookie Team
F - Keli Corpse, Wheeling
F - R.J. Enga, Nashville
F - Todd Wetzel, Toledo
D - Aaron Kriss, Tallahassee
D - Charles Paquette, Charlotte
G - Sandy Allan, Richmond

1994-95 First Team
F - John Parco, Hampton Roads
F - Darren Schwartz, Tallahassee
F - Vadim Slivchenko, Wheeling
D - Rick Corriveau, Toledo
D - Brandon Smith, Dayton
G - Chris Gordon, Huntington

1994-95 Second Team
F - Scott Burfoot, Erie
F - Stephane Charbonneau, Erie
F - Rod Taylor, Hampton Roads
D - Scott Boston, South Carolina
D - Tim Roberts, Wheeling
G - Dave Gagnon, Roanoke

1993-94 First Team
F - Phil Berger, Greensboro
F - Joe Flanagan, Birmingham
F - Darren Schwartz, Wheeling
D - Joe Cook, Columbus
D - Tom Nemeth, Dayton
G - Cory Cadden, Knoxville

1993-94 Second Team
F - Darren Colbourne, Richmond
F - Dan Gravelle, Greensboro
F - Rick Judson, Toledo
D - Dave Craievich, Birmingham
D - Paul Marshall, Birmingham
G - Mark Michaud, Hampton Roads

1992-93 First Team
F - Sheldon Gorski, Louisville
F - Trevor Jobe, Nashville
F - Darren Schwartz, Wheeling
D - Derek Booth, Toledo
D - Steve Poapst, Hampton Roads
G - Francis Ouellette, Wheeling

1992-93 Second Team
F - Iain Duncan, Toledo
F - Devin Edgerton, Wheeling
F - John Spoltore, Louisiana
D - Alan Leggett, Raleigh
D - Paul Marshall, Birmingham
G - Scott King, Toledo

1991-92 First Team
F - Darren Colbourne, Dayton
F - Mark Green, Johnstown
F - Mike Maurice, Toledo
D - Ryan Kummu, Erie
D - Scott White, Greensboro
G - Nick Vitucci, Greensboro

1991-92 Second Team

F - Phil Berger, Greensboro
F - Martin Bergeron, Louisville
F - Mike Casselman, Toledo
D - Marc Laniel, Winston-Salem
D - Kris Miller, Raleigh
G - Stan Reddick, Johnstown

1990-91 First Team

F - Stan Drulia, Knoxville
F - Dan Gauthier, Knoxville
F - Brian Martin, Hampton Roads
D - Jeff Lindsay, Knoxville
D - Brett McDonald, Nashville
G - Dean Andersonm, Knoxville

1990-91 Second Team

F - Sheldon Gorski, Louisville
F - Murray Hood, Hampton Roads
F - Troy Mick, Knoxville
D - Ryan Kummu, Erie
D - Tom Searle, Richmond
G - Wayne Cowley, Cincinnati

1989-90 First Team

F - Trent Kaese, Winston-Salem
F - Len Soccio, Winston-Salem
D/F - Andre Brassard, Nashville
D/F - Bill McDougall, Erie
G - Alain Raymond, Hampton Roads

1989-90 Second Team

F - Joe Ferras, Winston-Salem
F - Glen Engevik, Nashville
F - Murray Hood, Hampton Roads
F - Trevor Jobe, Hampton Roads
D/F - Brian Martin, Hampton Roads
G - Craig Barnett, Erie

1988-89 All-ECHL Team

F - Daryl Harpe, Erie
F - Rob Hrytsak, Johnstown
F - Doug Stromback, Erie
D - Frank Lattuca, Carolina
D - Kelly Szautner, Erie
D - Bill Whitfield, Virginia
G - Scott Gordon, Johnstown

2025-26 ECHL AWARD WINNERS

PLAYER OF THE WEEK

Oct. 17-19	Casey Bailey, Tahoe
Oct. 20-26	Sloan Stanick, Tahoe
Oct. 27-Nov. 2	Jack Randl, Kansas City
Nov. 3-9	Brooklyn Kalmikov, Maine
Nov. 10-16	Kyler Kupka, South Carolina
Nov. 17-23	Marcus Crawford, Kansas City
Nov. 24-30	Hudson Elynuik, Florida
Dec. 1-7	Hudson Elynuik, Florida
Dec. 8-14	Josh Wilkins, South Carolina
Dec. 15-21	Brandon Hawkins, Toledo
Dec. 29-Jan. 4	Casey Bailey, Tahoe
Jan. 5-11	Chase Yoder, Norfolk
Jan. 12-18	Jack Randl, Kansas City
Jan. 19-25	Kyle Crnkovic, Wichita
Jan. 26-Feb. 1	Jarid Lukosevicius, Orlando
Feb. 2-8	Kevin Wall, Tahoe1
Feb. 9-15	Blake Bennett, Rapid City
Feb. 16-22	Jordan Gustafson, Tahoe
Feb. 23-Mar. 1	Alex Young, Atlanta
Mar. 2-8	Jackson Berezowski, Kansas City
Mar. 9-15	Danny Dzhaniyev, Utah
Mar. 16-22	Danny Katic, Allen
Mar. 23-29	Jack O'Brien, Atlanta
Mar. 30-Apr. 5	Ryan McAllister, Wheeling
Apr. 6-12	William Dufour, Fort Wayne
Apr. 13-19	Adam McMaster, Jacksonville

GOALTENDER OF THE WEEK

Oct. 17-19	Keith Petruzzelli, Reading
Oct. 20-26	Dylan Wells, Utah
Oct. 27-Nov. 2	Samuel Jonsson, Fort Wayne
Nov. 3-9	Mitchell Gibson, South Carolina
Nov. 10-16	Jake Smith, Wheeling
Nov. 17-23	Henrik Tikkanen, Worcester
Nov. 24-30	Jon Gillies, Orlando
Dec. 1-7	Maxim Pavlenko, Wheeling
Dec. 8-14	Marco Costantini, Allen
Dec. 15-21	Hunter Jones, Trois-Rivieres
Dec. 29-Jan. 4	Jack LaFontaine, Kansas City
Jan. 5-11	Connor Murphy, Rapid City
Jan. 12-18	Logan Terness, Kansas City
Jan. 19-25	Ethan Haider, Atlanta
Jan. 26-Feb. 1	Parker Gahagen, Worcester
Feb. 2-8	Vinnie Purpura, Savannah
Feb. 9-15	Hunter Jones, Trois-Rivieres
Feb. 16-22	Samuel Jonsson, Fort Wayne
Feb. 23-Mar. 1	Seth Eisele, South Carolina
Mar. 2-8	Cam Johnson, Florida
Mar. 9-15	Jon Gillies, Orlando
Mar. 16-22	Mitchell Weeks, Indy
Mar. 23-29	Yaniv Perets, Reading
Mar. 30-Apr. 5	Vinnie Purpura, Savannah
Apr. 6-12	Yaniv Perets, Reading
Apr. 13-19	Cam Johnson, Florida

PLAYER OF THE MONTH

October	Jaxon Nelson, Iowa
November	Ryan Wagner, Rapid City
December	Brandon Hawkins, Toledo
January	Marcus Crawford, Kansas City
February	Josh Bloom, Kalamazoo
March	Bobo Carpenter, Kansas City

GOALTENDER OF THE MONTH

October	Keith Petruzzelli, Reading
November	Jake Smith, Wheeling
December	T.J. Semptimphelter, Atlanta
January	Dryden McKay, Bloomington
February	Brad Arvanitis, Maine
March	Taylor Gauthier, Wheeling

ROOKIE OF THE MONTH

October	Scott Ratzlaff, Jacksonville
November	Ryan Kirwan, Cincinnati
December	Isak Walther, Atlanta
January	Kaleb Pearson, Idaho
February	Reilly Connors, Utah
March	Danny Dzhaniyev, Utah

PLUS PERFORMER OF THE MONTH

October	Casey Bailey, Tahoe
November	Wyatt McLeod, Trois-Rivières
	Mike Posma, Wheeling
December	Marcus Crawford, Kansas City
January	Marcus Crawford, Kansas City
February	Brannon McManus, Adirondack
March	Jordan Sambrook, Florida

2024-25 ECHL AWARD WINNERS

PLAYER OF THE WEEK

Oct. 18-20	Ruslan Gazizov, Tulsa
Oct. 21-27	Michal Stinil, Wichita
Oct. 28-Nov. 3	Riley Hughes, Savannah
Nov. 4-10	Anthony Repaci, Worcester
Nov. 11-17	Brett Davis, Rapid City
Nov. 18-24	Riley Hughes, Savannah
Nov. 25-Dec. 1	Alexander Suzdalev, South Carolina
Dec. 2-8	Cade Borchardt, Kansas City
Dec. 9-15	Blake Murray, Atlanta
Dec. 16-22	Neil Shea, Utah
Dec. 23-29	Jack Beck, Wheeling
Dec. 30-Jan. 5	Jakov Novak, Trois-Rivieres
Jan. 6-12	Chris Grando, Jacksonville
Jan. 13-19	Chas Sharpe, Cincinnati
Jan. 20-26	Quinn Preston, Kalamazoo
Jan. 27-Feb. 2	Tate Singleton, Greenville
Feb. 3-9	Conner Roulette, Tulsa
Feb. 10-16	Kyler Kupka, South Carolina
Feb. 17-23	Blake Bennett, Rapid City
Feb. 24-Mar. 2	Alex Aleardi, Fort Wayne
Mar. 3-9	Olivier Nadeau, Jacksonville
Mar. 10-16	Ben Berard, Kalamazoo
Mar. 17-23	Logan Nijhoff, Trois-Rivieres
Mar. 24-30	Wade Murphy, Idaho
Mar. 31-Apr. 6	Gabe Klassen, Wheeling
Apr. 7-13	Bryan Lemos, Indy

GOALTENDER OF THE WEEK

Oct. 18-20	Parker Gahagen, Reading
Oct. 21-27	Seth Eisele, South Carolina
Oct. 28-Nov. 3	Gabriel Carriere, Wichita
Nov. 4-10	Justen Close, Jacksonville
Nov. 11-17	Cam Johnson, Florida
Nov. 18-24	Ethan Haider, Atlanta
Nov. 25-Dec. 1	Tomas Sholl, Idaho
Dec. 2-8	Zachary Emond, Trois-Rivieres
Dec. 9-15	Brett Brochu, Fort Wayne
Dec. 16-22	Alexis Gravel, Orlando
Dec. 23-29	Connor Ungar, Fort Wayne
Dec. 30-Jan. 5	Carter Gylander, Toledo
Jan. 6-12	Ryan Fanti, Fort Wayne
Jan. 13-19	Seth Eisele, South Carolina
Jan. 20-26	Pavel Cajan, Cincinnati
Jan. 27-Feb. 2	Yaniv Perets, Bloomington
Feb. 3-9	Matt Radomsky, Rapid City
Feb. 10-16	Jack LaFontaine, Kansas City
Feb. 17-23	Garin Bjorklund, South Carolina
Feb. 24-Mar. 2	Thomas Milic, Norfolk
Mar. 3-9	Hunter Vorva, Kalamazoo
Mar. 10-16	Ryan Fanti, Orlando
Mar. 17-23	Ben Kraws, Idaho
Mar. 24-30	Taylor Gauthier, Wheeling
Mar. 31-Apr. 6	Jack LaFontaine, Kansas City
Apr. 7-13	Nolan Maier, Maine

PLAYER OF THE MONTH

October	Michal Stinil, Wichita
November	Anthony Repaci, Worcster
December	Cade Borchardt, Kansas City
January	Brandon Hawkins, Toledo
February	Blake Bennett, Rapid City
March	Anthony Beauregard, Trois-Rivieres

GOALTENDER OF THE MONTH

October	Jeremy Brodeur, Adrondack
November	Cam Johnson, Florida
December	William Rousseau, Iowa
January	Cam Johnson, Florida
February	Jack LaFontaine, Kansas City
March	Thomas Milic, Norfolk

ROOKIE OF THE MONTH

October	Ruslan Gazizov, Tulsa
November	Sergei Murashov, Wheeling
December	Sloan Stanick, Tahoe
January	Spencer Kersten, Orlando
February	Connor MacEachern, Idaho
March	Ben Kraws, Idaho

PLUS PERFORMER OF THE MONTH

October	Collin Saccoman, Kalamazoo Max Andreev, Kansas City Peter Bates/Michal Stinil, Wichita
November	Jayden Lee, South Carolina Mats Lindgren, Wheeling
December	Cade Borchardt. Kansas City
January	Vincent Sévigny, Trois-Rivières
February	Jake McLaughlin, Kansas City
March	Romain Rodzinski, South Carolina

2023-24 ECHL AWARD WINNERS

PLAYER OF THE WEEK

Oct. 19-22	Jackson Berezowski, Newfoundland
Oct. 23-29	Jalen Smereck, Cincinnati
Oct. 30-Nov. 5	Mark Rassell, Idaho
Nov. 6-12	Sam Craggs, Toledo
Nov. 13-19	Davis Koch, Iowa
Nov. 20-26	A.J. White, Idaho
Nov. 27-Dec. 2	Isaac Johnson, Newfoundland
Dec. 3-9	Erik Bradford, Kalamazoo
Dec. 10-16	Christopher Brown, Jacksonville
Dec. 17-23	Blake Murray, Allen
Dec. 26-31	Jacob Hayhurst, Kansas City
Jan. 1-7	Alex Kile, Maine
Jan. 8-14	Michal Stinil, Wichita
Jan. 15-21	Willie Knierim, Idaho
Jan. 22-28	Jordan Martel, Wheeling
Jan. 29-Feb. 4	Blade Jenkins, Worcester
Feb. 5-10	Jordan Martel, Wheeling
Feb. 12-18	Brandon Hawkins, Toledo
Feb. 19-25	Blake McLaughlin, Tulsa
Feb. 26-Mar. 3	Trenton Bliss, Toledo
Mar. 4-10	Alex Beaucage, Utah
Mar. 11-17	Patrick Curry, Kansas City
Mar. 18-24	Denis Smirnov, Norfolk
Mar. 25-31	Brady Fleurent, Norfolk
Apr. 1-7	Ashton Calder, Norfolk
Apr. 8-14	Yushiroh Hirano, Adirondack

GOALTENDER OF THE WEEK

Oct. 19-22	Garrett Metcalf, Utah
Oct. 23-29	Thomas Milic, Norfolk
Oct. 30-Nov. 5	Joe Vrbetic, Trois-Rivières
Nov. 6-12	Peyton Jones, Iowa
Nov. 13-19	Cam Johnson, Florida
Nov. 20-26	Matt Vernon, Jacksonville
Nov. 27-Dec. 2	Zach Driscoll, Indy
Dec. 3-9	Michael Houser, Jacksonville
Dec. 10-16	Taylor Gauthier, Wheeling
Dec. 17-23	Colten Ellis, Orlando
Dec. 26-31	John Muse, Worcester
Jan. 1-7	Tyler Parks, Fort Wayne
Jan. 8-14	Jonathan Lemieux, Kalamazoo
Jan. 15-21	Taylor Gauthier, Wheeling
Jan. 22-28	Hunter Vorva, Kalamazoo
Jan. 29-Feb. 4	Drew DeRidder, Iowa
Feb. 5-10	Taylor Gauthier, Wheeling
Feb. 12-18	Mitchell Weeks, Indy
Feb. 19-25	Jacob Ingham, Greenville
Feb. 26-Mar. 3	Michael Bullion, Savannah
Mar. 4-10	Trevor Gorsuch, Wichita
Mar. 11-17	Taylor Gauthier, Wheeling
Mar. 18-24	Evan Fitzpatrick, Orlando
Mar. 25-31	Matt Vernon, Jacksonville
Apr. 1-7	Evan Fitzpatrick, Jacksonville
Apr. 8-14	Zachary Emond, Trois-Rivieres

PLAYER OF THE MONTH

October	Cédric Desruisseaux, Wheeling
November	Wade Murphy, Idaho
December	Brandon Hawkins, Toledo
January	Shane Harper, Adirondack
February	Jonny Evans, South Carolina
March	Erik Bradford, Kalamazoo

GOALTENDER OF THE MONTH

October	Cale Morris, Kansas City
November	Ryan Bednard, Greenville
December	Colten Ellis, Orlando
January	Ryan Bednard, Greenville
February	Matt Vernon, Jacksonville
March	Jan Bednar, Toledo

ROOKIE OF THE MONTH

October	Jackson Berezowski, Newfoundland
November	Max Andreev, Kansas City
December	Vinnie Purpura, Adirondack
January	Brad Arvanitis, Maine
February	Kyle Maksimovich, Indy
March	Blake Bennett, Rapid City

PLUS PERFORMER OF THE MONTH

October	Noah Laaouan, Trois-Rivières
November	Ty Pelton-Byce, Idaho
December	Tanner Sorenson, Kalamazoo
January	Nate Knoepke, Kansas City
February	Jake McLaughlin, Kansas City
March	Riley McCourt and Riley Sawchuk, Toledo

ALUMNUS OF THE MONTH

October	Jonathan Quick, New York Rangers (Reading)
November	Carter Verhaeghe, Florida (Missouri)
December	Scott Wedgewood, Dallas (Trenton/Adirondack)
January	Stuart Skinner, Edmonton (Wichita)
February	Philipp Grubauer, Seattle (South Carolina/Reading)
March	Logan Thompson, Vegas (Adirondack/South Carolina)

2022-23 ECHL AWARD WINNERS

PLAYER OF THE WEEK

Oct. 21-23	Alex Wideman, Indy
Oct. 24-30	Isaac Johnson, Newfoundland
Oct. 31-Nov. 6	Andrew Nielsen, Utah
Nov. 7-13	Todd Skirving, Newfoundland
Nov. 14-20	Alex Aleardi, Rapid City
Nov. 21-27	Jeremy McKenna, Kansas City
Nov. 28-Dec. 4	Derek Lodermeier, Jacksonville
Dec. 5-11	Patrick Grasso, Adirondack
Dec. 12-18	Chad Yetman, Indy
Dec. 19-23	Michal Stinil, Wichita
Dec. 27-Jan. 1	Marc-Olivier Voyer, Maine
Jan. 2-8	Zach O'Brien, Newfoundland
Jan. 9-15	Zach Jordan, Jacksonville
Jan. 16-22	Joe Pendenza, Florida
Jan. 23-29	Brandon Cutler, Utah
Jan. 30-Feb. 5	Pascal Laberge, Kansas City
Feb. 6-12	Justin Vaive, Cincinnati
Feb. 13-19	Max Golod, Tulsa
Feb. 20-26	Zack Andrusiak, Cincinnati
Feb. 27-Mar. 5	Evan Barratt, Reading
Mar. 6-12	Matt Alvaro, Fort Wayne
Mar. 13-19	Shane Harper, Adirondack
Mar. 20-26	Ryan Cox, Toledo
Mar. 27-Apr. 2	Kevin O'Neil, South Carolina
Apr. 3-9	Hank Crone, Allen
Apr. 10-16	Jordan Martel, Utah

GOALTENDER OF THE WEEK

Oct. 21-23	Dryden McKay, Newfoundland
Oct. 24-30	Evan Cormier, Kalamazoo
Oct. 31-Nov. 6	Jake Kupsky, Idaho
Nov. 7-13	Evan Buitenhuis, Wichita
Nov. 14-20	Luke Cavallin, Newfoundland
Nov. 21-27	Tyler Parks, Atlanta
Nov. 28-Dec. 4	Clay Stevenson, South Carolina
Dec. 5-11	Pavel Cajan, Kalamazoo
Dec. 12-18	Remi Poirier, Idaho
Dec. 19-23	Shane Starrett, Kansas City
Dec. 27-Jan. 1	Adam Scheel, Idaho
Jan. 2-8	Strauss Mann, Wichita
Jan. 9-15	Pat Nagle, Reading
Jan. 16-22	Trent Miner, Utah
Jan. 23-29	Chase Perry, Allen
Jan. 30-Feb. 5	John Lethemon, Toledo
Feb. 6-12	Shane Starrett, Kansas City
Feb. 13-19	Charles Williams, Jacksonville
Feb. 20-26	Adam Scheel, Idaho
Feb. 27-Mar. 5	Sebastian Cossa, Toledo
Mar. 6-12	Parker Gahagen, Jacksonville
Mar. 13-19	Tyler Wall, South Carolina
Mar. 20-26	Jake Theut, Adirondack
Mar. 27-Apr. 2	Adam Scheel, Idaho
Apr. 3-9	Tyler Wall, South Carolina
Apr. 10-16	Shane Starrett, Kansas City

PLAYER OF THE MONTH

October	Isaac Johnson, Newfoundland
November	Zach O'Brien, Newfoundland
December	Michal Stinil, Wichita
January	Joe Pendenza, Florida
February	Hank Crone, Allen
March	Shane Harper, Adirondack

GOALTENDER OF THE MONTH

October	Beck Warm, Cincinnati
November	Jake Kupsky, Idaho
December	Remi Poirier, Idaho
January	Remi Poirier, Idaho
February	John Lethemon, Toledo
March	Sebastian Cossa, Toledo

ROOKIE OF THE MONTH

October	Strauss Mann, Wichita
November	Michael Pastujov, Iowa
December	Mark Rassell, Fort Wayne
January	Trenton Bliss, Toledo
February	Liam Finlay, Allen
March	Jacob Gaucher, Reading

PLUS PERFORMER OF THE MONTH

October	Isaac Johnsson, Newfoundland Ryan MacKinnon, Worcester
November	Darren Brady, Idaho
December	Patrick Shea, Maine
January	Cam Darcy, Florida
February	Riley McCourt, Toledo
March	Ryan Orgel, Adirondack

ALUMNUS OF THE MONTH

October	Logan Thompson, Vegas (Adirondack/South Carolina)
November	Vitek Vanecek, New Jersey (South Carolina)
January	Ukko-Pekka Luukkonen, Buffalo (Cincinnati)
February	Ville Husso, Detroit (Kansas City)
March	Stuart Skinner, Edmonton (Wichita)

2021-22 ECHL AWARD WINNERS

PLAYER OF THE WEEK

Oct. 21-24	Alex Tonge, Norfolk
Oct. 25-31	John Albert, Toledo
Nov. 1-7	Blake Winiecki, Florida
Nov. 8-14	Tyler Bird, Orlando
Nov. 15-21	Matt Berry, Toledo
Nov. 22-28	Zach O'Brien, Newfoundland
Nov. 29-Dec. 5	Peter, Abbandonato, Trois-Rivières
Dec. 6-12	Yushiroh Hirano, Cincinnati
Dec. 13-19	Sam Houde, Wheeling
Dec. 20-26	Mike Pelech, Atlanta
Dec. 27-Jan. 2	Hunter Fejes, Orlando
Jan. 3-9	Patrick Bajkov, Reading
Jan. 10-16	Jake Smith, Iowa
Jan. 17-23	Orrin Centazzo, Newfoundland
Jan. 24-30	Brett Kemp, Greenville
Jan. 31-Feb. 6	Kris Bennett, Iowa
Feb. 7-13	John McCarron, Florida
Feb. 14-20	Will Graber, Fort Wayne
Feb. 21-27	Patrick Watling, Wheeling
Feb. 28-Mar. 6	Drake Rymsha, Fort Wayne
Mar. 7-13	Riley McCourt, Newfoundland
Mar. 14-20	Ryan Dmowski, Idaho
Mar. 21-27	Will Graber, Fort Wayne
Mar. 28-Apr. 3	Mitchell Heard, Toledo
Apr. 4-10	Joe Garreffa, Tulsa

GOALTENDER OF THE WEEK

Oct. 21-24	Keith Petruzzelli, Newfoundland
Oct. 25-31	Trent Miner, Utah
Nov. 1-7	Tyler Parks, Atlanta
Nov. 8-14	Evan Buitenhuis, Wichita
Nov. 15-21	Ken Appleby, Worcester
Nov. 22-28	Brad Barone, Orlando
Nov. 29-Dec. 5	Mareks Mitens, Adirondack
Dec. 6-12	Jake Kupsky, Idaho
Dec. 13-19	Billy Christopoulos, Toledo
Dec. 20-26	Brandon Kasel, Adirondack
Dec. 27-Jan. 2	Antoine Bibeau, Allen
Jan. 3-9	Jeremy Brodeur, Maine
Jan. 10-16	Max Milosek, Toledo
Jan. 17-23	Daniel Mannella, Tulsa
Jan. 24-30	Chris Nell, Atlanta
Jan. 31-Feb. 6	Daniil Chechelev, Kansas City
Feb. 7-13	Keith Petruzzelli, Newfoundland
Feb. 14-20	Billy Christopoulos, Toledo
Feb. 21-27	Parker Gahagen, Florida
Feb. 28-Mar. 6	Evan Fitzpatrick, Greenville
Mar. 7-13	Jacob Ingham, Greenville
Mar. 14-20	Luke Peressini, Allen
Mar. 21-27	Alexei Melnichuk, Orlando
Mar. 28-Apr. 3	Stefanos Lekkas, Maine
Apr. 4-10	Louis-Philip Guindon, Wheeling

PLAYER OF THE MONTH

October	Aaron Luchuk, Orlando
November	Matt Berry, Toledo
December	Craig Martin, Jacksonville
January	Chad Costello, Allen
February	Ryan Kuffner, Iowa
March	Will Graber, Fort Wayne

GOALTENDER OF THE MONTH

October	Keith Petruzzelli, Newfoundland
November	Samuel Harvey, Fort Wayne
December	Billy Christopoulos, Toledo
January	Daniel Mannella, Tulsa
February	Keith Petruzzelli, Newfoundland
March	Samuel Harvey, Fort Wayne

ROOKIE OF THE MONTH

October	Yauheni Aksiantsiuk, Idaho
November	Brandon Cutler, Utah
December	Jack Doremus, Tulsa
January	Jake Smith, Iowa
February	Kris Bennett, Iowa
March	Kris Bennett, Iowa

PLUS PERFORMER OF THE MONTH

October	Charle-Edouard D'Astous, Utah
November	Matt Berry, Toledo
December	Josh Maniscalco, Wheeling
January	Conlan Keenan, Toledo Nolan Vesey, Worceseter
February	Mason Millman, Reading
March	Ben Finkelstein, Newfoundland

ALUMNUS OF THE MONTH

October	Jordan Binnington, St. Louis (Kalamazoo)
November	Jack Campbell, Toronto (Idaho)
December	Jonathan Quick, Los Angeles (Reading)
January	Mason Marchment, Florida (Orlando)
February	Ville Husso, St. Louis (Kansas City)
March	Darcy Kuemper, Colorado (Ontario/Orlando)

2020-21 ECHL AWARD WINNERS

PLAYER OF THE WEEK

Dec. 11-13	Diego Cuglietta, Utah
Dec. 14-20	Matt Marcinew, Indy
Dec. 21-27	Jesse Mychan, Allen
Dec. 28-Jan. 3	Joseph Garreffa, Allen
Jan. 4-10	Matt Marcinew, Indy
Jan. 11-17	Brodie Reid, Kansas City
Jan. 18-24	Matthew Boucher, Utah
Jan. 25-31	Patrick Watling, Wheeling
Feb. 1-7	Stefan Fournier, Wichita
Feb. 8-14	Danny Moynihan, Tulsa
Feb. 15-21	Zach Pochiro, Fort Wayne
Feb. 22-28	Darik Angeli, Kansas City
Mar. 1-7	Spencer Smallman, Fort Wayne
Mar. 8-14	Matt Lane, Tulsa
Mar. 15-21	Anthony Beauregard, Wichita
Mar. 22-28	Matthew Boucher, Utah
Mar. 29-Apr. 4	Cody Sylvester, Wheeling
Apr. 5-11	Corey Mackin, Allen
Apr. 12-18	Aaron Luchuk, Orlando
Apr. 19-25	Abbott Girduckis, Jacksonville
Apr. 26-May 2	Spencer Asuchak, Allen
May 3-9	Patrick Watling, Wheeling
May 10-16	Matthew Weis, South Carolina
May 17-23	Trey Bradley, Utah
May 24-30	Matthew Spencer, Orlando

GOALTENDER OF THE WEEK

Dec. 11-13	Mitch Gillam, Wichita
Dec. 14-20	Devin Cooley, Florida
Dec. 21-27	Cam Johnson, Florida
Dec. 28-Jan. 3	Ryan Bednard, Greenville
Jan. 4-10	Roman Durny, Tulsa
Jan. 11-17	Ryan Bednard, Greenville
Jan. 18-24	Billy Christopoulos, Indy
Jan. 25-31	Matt Greenfield, Kansas City
Feb. 1-7	Ryan Bednard, Greenville
Feb. 8-14	Jake Hildebrand, Florida
Feb. 15-21	Dan Bakala, Indy
Feb. 22-28	Clint Windsor, Orlando
Mar. 1-7	Clint Windsor, Orlando
Mar. 8-14	Jake Hildebrand, Florida
Mar. 15-21	Alex Dubeau, South Carolina
Mar. 22-28	Dylan Ferguson, Fort Wayne
Mar. 29-Apr. 4	Matt Greenfield, Kansas City
Apr. 5-11	Clint Windsor, Orlando
Apr. 12-18	Ryan Bednard, Greenville
Apr. 19-25	Garrett Metcalf, Utah
Apr. 26-May 2	Trevor Gorsuch, Fort Wayne
May 3-9	Parker Gahagen, Utah
May 10-16	Parker Gahagen, Utah
May 17-23	Clint Windsor, Orlando
May 24-30	Hunter Shepard, South Carolina

PLAYER OF THE MONTH

December	Jesse Mychan, Allen
January	Brodie Reid, Kansas City
February	Anthony Beauregard, Wichita
March	Brandon Hawkins, Fort Wayne
April	Aaron Luchuk, Orlando
May	Les Lancaster, Allen

GOALTENDER OF THE MONTH

December	Hunter Shepard, South Carolina
January	Evan Weninger, Wichita
February	Jake Hildebrand, Florida
March	Adam Carlson, Rapid City
April	Charles Williams, Jacksonville
May	Parker Gahagen, Utah

ROOKIE OF THE MONTH

December	Patrick Harper, Florida
January	Greg Meireles, Greenville
February	Jay Dickman, Wichita
March	Matthew Boucher, Utah
April	Dean Stewart, Wichita
May	Ben Finkelstein, Greenville

PLUS PERFORMER OF THE MONTH

December	Logan Roe, Florida
January	Jacob Graves, Wichita
Feburary	Stefan Leblanc, Florida Anthony Beauregard, Wichita
March	Nolan Valleau, Orlando
April	Alex Peters, Wichita
May	Garrett Thompson, Greenville

ALUMNUS OF THE MONTH

January	Philipp Grubauer, Colorado (South Carolina/Reading)
February	Mike Smith, Edmonton (Lexington)
March	Carter Verhaeghe, Florida (Missouri)
April	Alex Nedeljkovic, Carolina (Florida)

2019-20 ECHL AWARD WINNERS

PLAYER OF THE WEEK

Oct. 11-13	Stepan Falkovsky, Allen
Oct. 14-20	Josh Dickinson, Utah
Oct. 21-27	Liam Pecararo, Greenville
Oct. 28-Nov. 3	Samuel Asselin, Atlanta
Nov. 4-10	Shawn Szydlowski, Fort Wayne
Nov. 11-17	Daniel Leavens, Brampton
Nov. 18-24	Ralph Cuddemi, Reading
Nov. 25-Dec. 1	Giovanni Fiore, Rapid City
Dec. 2-8	Jake Elmer, Maine
Dec. 9-15	Ben Johnson, Cincinnati
Dec. 16-22	Tim McGauley, Utah
Dec. 26-29	Shane Berschbach, Toledo
Dec. 30-Jan. 5	Josh Kestner, Toledo
Jan. 6-12	Pierre-Luc Mercier, Jacksonville
Jan. 13-19	Ty Lewis, Utah
Jan. 20-26	Mike Szmatula, Adirondack
Jan. 27-Feb. 3	Trevor Gooch, Reading
Feb. 4-10	Chase Lang, Jacksonville
Feb. 11-17	Matthew Weis, South Carolina
Feb. 18-24	Cam Askew, South Carolina
Feb. 25-Mar. 1	Josh Kestner, Toledo
Mar. 2-8	Anthony Nigro, Brampton

GOALTENDER OF THE WEEK

Oct. 11-13	Tomas Sholl, Idaho
Oct. 14-20	Tomas Sholl, Idaho
Oct. 21-27	Parker Milner, South Carolina
Oct. 28-Nov. 3	Michael McNiven, Adirondack
Nov. 4-10	Clint Windsor, Orlando
Nov. 11-17	Ukko-Pekka Luukkonen, Cincinnati
Nov. 18-24	Hunter Miska, Utah
Nov. 25-Dec. 1	Alex Dubeau, Brampton
Dec. 2-8	Mitch Gillam, Wichita
Dec. 9-15	Martin Ouellette, Utah
Dec. 16-22	Tomas Sholl, Idaho
Dec. 26-29	Tyler Parsons, Kansas City
Dec. 30-Jan. 5	Alex Dubeau, Brampton
Jan. 6-12	Mitch Gillam, Wichita
Jan. 13-19	Parker Milner, South Carolina
Jan. 20-26	Cole Kehler, Fort Wayne
Jan. 27-Feb. 3	Parker Gahagen, Newfoundland
Feb. 4-10	Tomas Sholl, Idaho
Feb. 11-17	Devin Williams, Tulsa
Feb. 18-24	Billy Christopoulos, Toledo
Feb. 25-Mar. 1	Colton Point, Idaho
Mar. 2-8	Michael Houser, Cincinnati

PLAYER OF THE MONTH

October	Josh Dickinson, Utah
November	Ralph Cuddemi, Reading
December	Tim McGauley, Utah
January	Tim McGauley, Utah
February	Hunter Garlent, Florida

GOALTENDER OF THE MONTH

October	Devin Williams, Tulsa
November	Michael Garteig, Newfoundland
December	Martin Ouellette, Utah
January	Kirill Ustimenko, Reading
February	Tomas Sholl, Idaho

ROOKIE OF THE MONTH

October	Mason Bergh, Fort Wayne
November	Tyler Coulter, Rapid City
December	Tyler Sheehy, Allen
January	Brennan Saulnier, Rapid City
February	Billy Christopoulos, Toledo

PLUS PERFORMER OF THE MONTH

October	Matthew Gaudreau, Reading and Brady Norrish, Idaho
November	Jack Sadek, Allen and Logan Roe, Florida
December	Tim McGauley and Griffen Molino, Utah
January	Logan Roe, Florida
February	Ben Masella, Florida

HONIG'S OFFICIAL OF THE MONTH

October	Michael Miggans
November	Nathan Frechette
December	Sean MacFarlane
January	Cole Ruwe
February	Cade Bloomenrader

2018-19 ECHL AWARD WINNERS

PLAYER OF THE WEEK

Oct. 12-14	John Edwardh, Adirondack
Oct. 15-21	Dyson Stevenson, Wichita
Oct. 22-28	Alexis D'Aoust, Jacksonville
Oct. 29-Nov. 4	Grant Besse, South Carolina
Nov. 5-11	Troy Bourke, Orlando
Nov. 12-18	Troy Josephs, Wheeling
Nov. 19-25	Matt Berry, Utah
Nov. 26-Dec. 2	Scoot Pooley, Newfoundland
Dec. 3-9	Cam Brown/Nick Saracino, Wheeling
Dec. 10-16	Cam Brown, Wheeling
Dec. 17-23	Nick Saracino, Wheeling
Dec. 27-30	Nolan Gluchowski, Idaho
Dec. 31-Jan. 6	Reid Petryk, Idaho
Jan. 7-13	Kyle Platzer, Florida
Jan. 14-20	Tanner Sorenson, Kalamazoo
Jan. 21-27	John McCarron, Florida
Jan. 28-Feb. 3	Mike Szmatula, Adirondack
Feb. 4-10	Justin MacDonald, Atlanta
Feb. 11-17	Adam Pleskach, Tulsa
Feb. 18-24	Dante Salituro, Allen
Feb. 25-Mar. 3	Trevor Olson, Orlando
Mar. 4-10	Greg Betzold, Kansas City
Mar. 11-17	Conor Riley, Adirondack
Mar. 18-24	Stephen Perfetto, Tulsa
Mar. 25-31	Brady Ferguson, Newfoundland

GOALTENDER OF THE WEEK

Oct. 12-14	Joe Cannata, Utah
Oct. 15-21	Matt Tomkins, Indy
Oct. 22-28	Colton Phinney, Adirondack
Oct. 29-Nov. 4	Cam Johnson, Adirondack
Nov. 5-11	Michael Garteig, Newfoundland
Nov. 12-18	Jonas Johansson, Cincinnati
Nov. 19-25	Joe Cannata, Utah
Nov. 26-Dec. 2	Mitch Gillam, Worcester
Dec. 3-9	Dylan Wells, Wichita
Dec. 10-16	Ryan Faragher, Idaho
Dec. 17-23	Alex Sakellaropoulos, Adirondack
Dec. 27-30	Matt Tomkins, Indy
Dec. 31-Jan. 6	Zach Fucale, Fort Wayne
Jan. 7-13	Devin Williams, Tulsa
Jan. 14-20	Sean Bonar, Atlanta
Jan. 21-27	Matt Tomkins, Indy
Jan. 28-Feb. 3	Sean Bonar, Atlanta
Feb. 4-10	Martin Ouellette, Orlando
Feb. 11-17	Evan Buitenhuis, Worcester
Feb. 18-24	Alex Sakellaropoulos, Adirondack
Feb. 25-Mar. 3	Ian Keserich, Tulsa
Mar. 4-10	Adam Carlson, Rapid City
Mar. 11-17	Ian Keserich, Tulsa
Mar. 18-24	Tomas Sholl, Idaho
Mar. 25-31	Jeremy Helvig, Florida

PLAYER OF THE MONTH

October	James Henry, Adirondack
November	Caleb Herbert/Cole Ully, Utah
December	Cam Brown, Wheeling
January	Tanner Sorenson, Kalamazoo
February	Greg Chase, Maine
March	Greg Betzold, Kansas City

GOALTENDER OF THE MONTH

October	Devin Williams, Tulsa
November	Michael Garteig, Newfoundland
December	Michael Houser, Cincinnati
January	Sean Bonar, Atlanta
February	Eamon McAdam, Newfoundland
March	Jeremy Helvig, Florida

ROOKIE OF THE MONTH

October	Braylon Shmyr, Allen
November	Evan Fitzpatrick, Tulsa
December	J.T. Henke, Utah
January	Jeremy Helvig, Florida
February	John Edwardh, Adirondack
March	Mathew Thompson, Indy

PLUS PERFORMER OF THE MONTH

October	Michael Brodzinski, Orlando
November	Joe Cox, Florida
December	Alex Wideman, Cincinnati Nick Saracino, Wheeling
January	Logan Roe, Florida
February	Eric Knodel, Cincinnati
March	Mathew Thompson, Indy

MEIGRAY ALUMNUS OF THE MONTH

October	Jacob MacDonald, Florida (Elmira/Toledo)
November	Carter Hutton, St. Louis (Toledo)
December	Mackenzie Blackwood, New Jersey (Adirondack)
January	Jordan Binnington, St. Louis (Kalamazoo)
February	Darcy Kuemper, Arizona (Ontario/Orlando)
March	Philipp Grubauer, Colorado (South Carolina/Reading)

2017-18 ECHL AWARD WINNERS

PLAYER OF THE WEEK

Oct. 13-15	Garrett Meurs, Wheeling
Oct. 16-22	Kyle Platzer, Wichita
Oct. 23-29	Thomas Frazee, Atlanta
Oct. 30-Nov. 5	Allan McPherson, Greenville
Nov. 6-12	Phil Lane, Atlanta
Nov. 13-19	Caleb Herbert, Greenville
Nov. 20-26	Stephen MacAulay, Florida
Nov. 27-Dec. 3	Matt Willows, Reading
Dec. 4-10	Dylan Margonari, South Carolina
Dec. 11-17	Jesse Schultz, Cincinnati
Dec. 18-23	Jordan LaVallee-Smotherman, Manchester
Dec. 27-31	Michael Joly, Colorado
Jan. 1-7	Shane Conacher, Adirondack
Jan. 8-14	Quentin Shore, Florida
Jan. 15-21	Peter Sivak, Rapid City
Jan. 22-28	Bran Ward, Adirondack
Jan. 29-Feb. 4	Jordan LaVallee-Smotherman, Manchester
Feb. 5-11	Garrett Thompson, Fort Wayne
Feb. 12-18	Garrett Ladd, Tulsa
Feb. 19-25	Austin Ortega, Utah
Feb. 26-Mar. 4	Ryan Walters, Utah
Mar. 5-11	Steven Whitney, South Carolina
Mar. 12-18	Kyle Bonis, Toledo
Mar. 19-25	Brady Brassart, Idaho
Mar. 26-Apr. 1	Josh Shalla, Indy
Apr. 2-8	Ryan Olsen, Colorado

GOALTENDER OF THE WEEK

Oct. 13-15	Michael Houser, Fort Wayne
Oct. 16-22	Jeff Jakaitis, South Carolina
Oct. 23-29	Devin Williams, Tulsa
Oct. 30-Nov. 5	Pat Nagle, Toledo
Nov. 6-12	Connor Ingram, Adirondack
Nov. 13-19	Tyler Parsons, Kansas City
Nov. 20-26	Cal Heeter, Orlando
Nov. 27-Dec. 3	Jake Hildebrand, Tulsa
Dec. 4-10	Matt Tomkins, Indy
Dec. 11-17	Michael Houser, Fort Wayne
Dec. 18-23	Ty Reichenbach, Norfolk
Dec. 27-31	Martin Ouellette, Florida
Jan. 1-7	John Muse, Reading
Jan. 8-14	Joe Cannata, Colorado
Jan. 15-21	Adam Vay, Rapid City
Jan. 22-28	John Muse, Reading
Jan. 29-Feb. 4	Mark Dekanich, Reading
Feb. 5-11	Martin Ouellette, Florida
Feb. 12-18	Branden Komm, Reading
Feb. 19-25	Mavric Parks, Kansas City
Feb. 26-Mar. 4	Ty Reichenbach, Norfolk
Mar. 5-11	Tomas Sholl, Idaho
Mar. 12-18	Tomas Sholl, Idaho
Mar. 19-25	Parker Milner, South Carolina
Mar. 26-Apr. 1	Mitch Gillam, Worcester
Apr. 2-8	Christian Frey, Rapid City

PLAYER OF THE MONTH

October	Kyle Platzer, Wichita
November	Caleb Herbert, Greenville
December	Michael Joly, Colorado
January	Matt Willows, Reading
February	Robin Press, Indy
March	Mitchell Heard, Florida

GOALTENDER OF THE MONTH

October	Devin Williams, Tulsa
November	Pat Nagle, Toledo
December	Michael Houser, Fort Wayne
January	John Muse, Reading
February	Pat Nagle, Toledo
March	Tomas Sholl, Idaho

ROOKIE OF THE MONTH

October	Reid Gardiner, Wheeling
November	Shane Starrett, Wichita
December	Etienne Marcoux, Indy
January	Reid Gardiner, Wheeling
February	Austin Ortega, Utah
March	Mitch Gillam, Worcester

PLUS PERFORMER OF THE MONTH

October	Michael Joly/Brady Shaw, Colorado Phil Lane, Atlanta Kyle Platzer, Wichita
November	Caleb Herbert, Greenville
December	Mason Baptisa/Shawn Szydlowski, Fort Wayne
January	Nick Sorkin, Wheeling
February	Bobby Shea, Fort Wayne
March	Matt Mackenzie, Florida

MEIGRAY ALUMNUS OF THE MONTH

October	Oscar Dansk, Vegas (Kalamazoo)
November	Braden Holtby, Washington (South Carolina)
December	James Reimer, Florida (Reading/South Carolina)
January	Carter Hutton, St. Louis (Toledo)
February	Yanni Gourde, Tampa Bay (San Francisco/Kalamazoo)
March	Philipp Grubauer, Washington (South Carolina/Reading)

2016-17 ECHL AWARD WINNERS

PLAYER OF THE WEEK

Oct. 14-16	Kyle Bonis, Toledo
Oct. 17-23	Emerson Clark, Tulsa
Oct. 24-30	Lindsay Sparks, Rapid City
Oct. 31-Nov. 6	Trevor Cheek, Fort Wayne
Nov. 7-13	Justin Buzzeo, Atlanta
Nov. 14-20	Alex Wideman, Indy
Nov. 21-27	Sam Warning, Quad City
Nov. 28-Dec. 4	Vaclav Karabacek, Elmira
Dec. 5-11	Jacob MacDonald, Toledo
Dec. 12-18	Mike Cazzola, Fort Wayne
Dec. 19-23	Spencer Asuchak, Allen
Dec. 27-Jan. 1	Justin Crandall, Reading
Jan. 2-8	Brodue Dupont, Norfolk
Jan. 9-15	Christian Hilbrich, Wheeling
Jan. 16-22	Justin Taylor, Kalamazoo
Jan. 23-29	Carter Verhaeghe, Missouri
Jan. 30-Feb. 5	Matt Willows, Reading
Feb. 6-12	Simon Denis, Toledo
Feb. 13-19	Jackson Houck, Colorado
Feb. 20-26	Trevor Cheek, Fort Wayne
Feb. 27-Mar. 5	Eric Faille, Orlando
Mar. 6-12	Angelo Miceli, Greenville
Mar. 13-19	Kenton Miller, Elmira
Mar. 20-26	Josh Pitt, Kalamazoo
Mar. 27-Apr. 2	Brendan O'Donnell, Florida
Apr. 3-9	Dane Walters, Toledo

GOALTENDER OF THE WEEK

Oct. 14-16	Jake Hildebrand, Indy
Oct. 17-23	Brandon Halverson, Greenville
Oct. 24-30	Doug Carr, Wheeling
Oct. 31-Nov. 6	Jamie Phillips, Tulsa
Nov. 7-13	Jake Hildebrand, Indy
Nov. 14-20	Adam Morrison, Rapid City
Nov. 21-27	Kevin Carr, Alaska
Nov. 28-Dec. 4	Riley Gill, Allen
Dec. 5-11	Riley Gill, Allen
Dec. 12-18	Clarke Saunders, Colorado
Dec. 19-23	Joel Martin, Kalamazoo
Dec. 27-Jan. 1	Jake Paterson, Toledo
Jan. 2-8	Mark Vistentin, Cincinnati
Jan. 9-15	Brandon Anderson, Norfolk
Jan. 16-22	Kent Patterson, Wichita
Jan. 23-29	Sean Maguire, Wheeling
Jan. 30-Feb. 5	Clarke Saunders, Colorado
Feb. 6-12	Eamon McAdam, Missouri
Feb. 13-19	Adam Morrison, Rapid City
Feb. 20-26	Nick Riopel, Kalamazoo
Feb. 27-Mar. 5	Joel Rumpel, Cincinnati
Mar. 6-12	Martin Ouellette, Reading
Mar. 13-19	J.P. Anderson, Adirondack
Mar. 20-26	Ryan Faragher, Utah
Mar. 27-Apr. 2	Eric Levine, Indy
Apr. 3-9	Mark Dekanich, Reading

PLAYER OF THE MONTH

October	Casey Pierro-Zabotel, Colorado
November	Justin Buzzeo, Atlanta
December	Shawn Szydlowski, Fort Wayne
January	Carter Verhaeghe, Missouri
February	David Pacan, Brampton
March	Peter Schneider, Kalamazoo

GOALTENDER OF THE MONTH

October	Jamie Phillips, Tulsa
November	Ryan Massa, Orlando
December	Riley Gill, Allen
January	Sean Maguire, Wheeling
February	Clarke Saunders, Colorado
March	J.P. Anderson, Adirondack

ROOKIE OF THE MONTH

October	Tyson Spink, Toledo
November	Steven McParland, South Carolina
December	Mike Cazzola, Fort Wayne
January	Ralph Cuddemi, Utah
February	Stepan Falkovsky, Adirondack
March	Brian Ward, Adirondack

PLUS PERFORMER OF THE MONTH

October	Tylor Spink, Toledo
November	Curtis Leonard, Fort Wayne
December	David Makowski, Allen
January	Michael Kirkpatrick, Florida
February	Jordan Henry, Brampton
March	Mike Wilson, Quad City

MEIGRAY ALUMNUS OF THE MONTH

October	Shane Harper, Florida (Trenton/Greenville)
November	Mike Hoffman, Ottawa (Elmira)
December	Devan Dubnyk, Minnesota (Stockton)
January	Braden Holtby, Washington South Carolina
February	James Reimer, Florida (Reading/South Carolina)
March	Cam Talbot, Edmonton (Greenville)

2015-16 ECHL AWARD WINNERS

PLAYER OF THE WEEK

Oct. 16-18	Barry Almeida, Utah
Oct. 19-25	Derek Army, Wheeling
Oct. 26-Nov. 1	Tyler Barnes, Missouri
Nov. 2-8	Jordon Southorn, Fort Wayne
Nov. 9-15	A.J. Jenks, Toledo
Nov. 16-22	T.J. Foster, Orlando
Nov. 23-29	Bryan Moore, Utah
Nov. 30-Dec. 6	Mike Monfredo, Quad City
Dec. 7-13	Mikhail Stefanovich, Rapid City
Dec. 14-20	Kyle Jean, Idaho
Dec. 21-27	Mike Embach, Fort Wayne
Dec. 28-Jan. 3	Matt Register, Atlanta
Jan. 4-10	Shane Berschbach, Toledo
Jan. 11-17	Barry Almeida, Utah
Jan. 18-24	Chris Crane, Allen
Jan. 25-31	Johnny Lazo, Colorado
Feb. 1-7	Allan McPherson, Elmira
Feb. 8-14	Garrett Noonan, Cincinnati
Feb. 15-21	Shane Berschbach, Toledo
Feb. 22-28	Cason Hohmann, Elmira
Feb. 29-Mar. 6	Cody Wydo, Wheeling
Mar. 7-13	Kevin Goumas, Reading
Mar. 14-20	Peter MacArthur, Adirondack
Mar. 21-27	Ludwig Blomstrand, Kalamazoo
Mar. 28-Apr. 3	Evan Rankin, Toledo
Apr. 4-9	Michael Kirkpatrick, Adirondack

GOALTENDER OF THE WEEK

Oct. 16-18	Josh Robinson, Missouri
Oct. 19-25	Adam Morrison, Greenville
Oct. 26-Nov. 1	Joel Martin, Kalamazoo
Nov. 2-8	Ryan Faragher, Utah
Nov. 9-15	Vitek Vanecek, South Carolina
Nov. 16-22	Steve Michalek, Quad City
Nov. 23-29	Marek Langhamer, Rapid City
Nov. 30-Dec. 6	Ty Rimmer, Norfolk
Dec. 7-13	Eric Levine, Colorado
Dec. 14-20	Jeff Lerg, Toledo
Dec. 21-27	Branden Komm, South Carolina
Dec. 28-Jan. 3	Pat Nagle, Fort Wayne
Jan. 4-10	Shane Owen, Indy
Jan. 11-17	Kent Simpson, Adirondack
Jan. 18-24	Jack Campbell, Idaho
Jan. 25-31	Jake Paterson, Toledo
Feb. 1-7	Pat Nagle, Fort Wayne
Feb. 8-14	Jack Campbell, Idaho
Feb. 15-21	Danny Battochio, Rapid City
Feb. 22-28	Joel Rumpel, Allen
Feb. 29-Mar. 6	Alain Valiquette, Greenville
Mar. 7-13	Vitek Vanecek, South Carolina
Mar. 14-20	David Shantz, Wichita
Mar. 21-27	Brody Hoffman, Quad City
Mar. 28-Apr. 3	Joel Martin, Kalamazoo
Apr. 4-9	Jussi Olkinuora, Tulsa

PLAYER OF THE MONTH

October	Rob Bordson, Adirondack
November	Jesse Root, Missouri
December	Trent Daavettila, Colorado
January	Shane Berschbach, Toledo
February	Allan McPherson, Elmira
March	Shawn Szydlowski, Fort Wayne

GOALTENDER OF THE MONTH

October	Josh Robinson, Missouri
November	Daniel Altshuller, Florida
December	Josh Robinson, Missouri
January	Jack Campbell, Idaho
February	Andy Iles, Cincinnati
March	Vitek Vanecek, South Carolina

ROOKIE OF THE MONTH

October	Steve Michalek, Quad City
November	Vitek Vanecek, South Carolina
December	C.J. Motte, Elmira
January	Johnny Lazo, Colorado
February	Brett Cameron, South Carolina
March	Cody Wydo, Wheeling

PLUS PERFORMER OF THE MONTH

October	Drew Daniels/Jordon Southorn, Fort Wayne Eric Baier, Orlando
November	Patrick Cullity, Missouri
December	Jacob MacDonald, Elmira
January	Collin Bowman, Colorado
February	Anton Cederholm, Kalamazoo
March	Joey Leach, South Carolina

MEIGRAY ALUMNUS OF THE MONTH

October	Mike Condon, Montreal (Ontario/Wheeling)
November	Garret Sparks, Toronto (Orlando)
December	Braden Holtby, Washington (South Carolina)
January	Petr Mrazek, Detroit (Toledo)
February	Michal Neuvirth, Philadelphia, (South Carolina)
March	Scott Wedgewood, New Jersey (Trenton/Adirondack)

2014-15 ECHL AWARD WINNERS

PLAYER OF THE WEEK

Oct. 17-19	Riley Brace, Wheeling
Oct. 20-26	Mathew Pistilli, Fort Wayne
Oct. 27-Nov. 2	Matt Tassone, Elmira
Nov. 3-9	Mitchell Heard, Fort Wayne
Nov. 10-16	Cory Trivino, Florida
Nov. 17-23	Jon Booras, Tulsa
Nov. 24-30	Garrett Meurs, Fort Wayne
Dec. 1-7	Chad Costello, Allen
Dec. 8-14	Brock Nixon, Colorado
Dec. 15-21	Shawn Szydlowski, Fort Wayne
Dec. 22-28	Thomas Frazee, Fort Wayne
Dec. 29-Jan. 4	Geoff Walker, Ontario
Jan. 5-11	Darryl Bootland, Colorado
Jan. 12-18	Chris Kushneriuk, Florida
Jan. 19-25	Casey Pierro-Zabotel, Gwinnett
Jan. 26-Feb. 1	Jesse Schultz, Rapid City
Feb. 2-8	Derek DeBlois, South Carolina
Feb. 9-15	Chad Painchaud, Brampton
Feb. 16-22	Andrew Rowe, South Carolina
Feb. 23-Mar. 1	Chad Costello, Allen
Mar. 2-8	Brett Robinson, Idaho
Mar. 9-15	David Rutherford, Ontario
Mar. 16-22	Shawn Szydlowski, Fort Wayne
Mar. 23-29	Sahir Gill, Wheeling
Mar. 30-Apr. 5	Matt White, Ontario
Apr. 6-12	Derek Army, Wheeling

GOALTENDER OF THE WEEK

Oct. 17-19	Joe Cannata, Ontario
Oct. 20-26	Jeff Malcolm, Greenville
Oct. 27-Nov. 2	Allen York, Florida
Nov. 3-9	Joel Martin, Kalamazoo
Nov. 10-16	Riley Gill, Allen
Nov. 17-23	Shawn Owen, Stockton
Nov. 24-30	Trevor Cann, Brampton
Dec. 1-7	Jeff Jakaitis, South Carolina
Dec. 8-14	Joel Martin, Kalamazoo
Dec. 15-21	Jason Missiaen, Greenville
Dec. 22-28	Sam Brittain, Cincinnati
Dec. 29-Jan. 4	Olivier Roy, Idaho
Jan. 5-11	Roman Will, Fort Wayne
Jan. 12-18	Ryan Faragher, Utah
Jan. 19-25	Mac Carruth, Indy
Jan. 26-Feb. 1	Connor Knapp, Reading
Feb. 2-8	Garret Sparks, Orlando
Feb. 9-15	Adam Morrison, South Carolina
Feb. 16-22	Igor Bobkov, Utah
Feb. 23-Mar. 1	Troy Redmann, Alaska
Mar. 2-8	Aaron Crandall, Colorado
Mar. 9-15	Jeff Jakaitis, South Carolina
Mar. 16-22	Jeff Lerg, Toledo
Mar. 23-29	Joel Martin, Kalamazoo
Mar. 30-Apr. 5	Igor Bobkov, Utah
Apr. 6-12	Jussi Olkinuora, Ontario

PLAYER OF THE MONTH

October	Curtis Valk, Kalamazoo
November	Greg Miller, Orlando
December	Chad Costello, Allen
January	Trent Daavettila, Colorado
February	Chad Painchaud, Brampton
March	Brendan Connolly, Alaska
April	Chad Costello, Allen

GOALTENDER OF THE MONTH

October	Olivier Roy, Idaho
November	Jeff Lerg, Toledo
December	Jason Missiaen, Greenville
January	Mac Carruth, Indy
February	Jeff Jakaitis Adam Morrison, South Carolina
March	Jeff Jakaitis, South Carolina
April	Franky Palazzese, Wheeling

ROOKIE OF THE MONTH

October	Jason Bast, Idaho
November	Olivier Archambault, Alaska
December	Tyler Barnes, Toledo
January	Jason Bast, Idaho
February	Derek DeBlois, South Carolina
March	Eric Faille, Fort Wayne
April	Roman Will, Fort Wayne

PLUS PERFORMER OF THE MONTH

October	Collin Bowman/Taylor Vause, Colorado
November	Mike Little, Florida Trevor Ludwig, Allen
December	Chad Costello, Allen
January	Eric Springer/Joe Stejskal, Gwinnett
February	Derek DeBlois, South Carolina
March	Evan Renwick, Alaska Adam Brace, Florida
April	Kyle Bonis/Cody Lampl, Toledo

MEIGRAY ALUMNUS OF THE MONTH

October	Scott Darling, Chicago (Florida/Wheeling/Cincinnati)
November	Jaroslav Halak, New York Islanders (Long Beach)
December	Rob Zepp, Philadelphia (Florida)
January	Braden Holtby, Washington (South Carolina)
February	Devan Dubnyk, Minnesota (Stockton)
March	Cam Talbot, New York Rangers (Greenville)

2013-14 ECHL AWARD WINNERS

PLAYER OF THE WEEK

Oct. 18-20	Jamie MacQueen, Utah
Oct. 21-27	Anthony Nigro, Idaho
Oct. 28-Nov. 3	Wade Megan, Cincinnati
Nov. 4-10	Marc Hagel, South Carolina
Nov. 11-17	Dan DaSilva, Ontario
Nov. 18-24	Zack Torquato, Wheeling
Nov. 25-Dec. 1	Kyle Kraemer, Ontario
Dec. 2-8	Andrew Cherniwchan, South Carolina
Dec. 9-15	Andrew Clark, Stockton
Dec. 16-22	Trent Daavettila, Colorado
Dec. 23-29	Tom Zanoski, Evansville
Dec. 30-Jan. 5	Mike Ullrich, Orlando
Jan. 6-12	Sean Wiles, Reading
Jan. 13-19	Joel Broda, Bakersfield
Jan. 20-26	Cody Sylvester, Wheeling
Jan. 27-Feb. 2	Mike Vaskivuo, Elmira
Feb. 3-9	Nick Mazzolini, Alaska
Feb. 10-16	Mickey Lang, Orlando
Feb. 17-23	Taylor Matson, Orlando
Feb. 24-Mar. 2	Joey Haddad, Gwinnett
Mar. 3-9	Adam Hughesman, Las Vegas
Mar. 10-16	Cody Sylvester, Wheeling
Mar. 17-23	Brian Nugent, Cincinnati
Mar. 24-30	Aaron Clarke, Fort Wayne
Mar. 31-Apr. 6	Chase Schaber, Bakersfield
Apr. 7-13	Geoff Walker, Florida

GOALTENDER OF THE WEEK

Oct. 18-20	Jeff Jakaitis, South Carolina
Oct. 21-27	Mike Clemente, Evansville
Oct. 28-Nov. 3	Laurent Brossoit, Alaska
Nov. 4-10	John Curry, Orlando
Nov. 11-17	Michael Hutchinson, Ontario
Nov. 18-24	Brian Foster, Stockton
Nov. 25-Dec. 1	Mike Condon, Wheeling
Dec. 2-8	Olivier Roy, Alaska
Dec. 9-15	Trevor Cann, Florida
Dec. 16-22	Connor Knapp, Greenville
Dec. 23-29	Laurent Brossoit, Bakersfield
Dec. 30-Jan. 5	Michael Hutchinson, Ontario
Jan. 6-12	Brandon Anderson, Reading
Jan. 13-19	Laurent Brossoit, Bakersfield
Jan. 20-26	Aaron Dell, Utah
Jan. 27-Feb. 2	Igor Bobkov, Utah
Feb. 3-9	Pat Nagle, Idaho
Feb. 10-16	Jason Missiaen, Greenville
Feb. 17-23	Ben Meisner, Fort Wayne
Feb. 24-Mar. 2	Brandon Anderson, Reading
Mar. 3-9	Joel Martin, Kalamazoo
Mar. 10-16	Mike Condon, Wheeling
Mar. 17-23	Igor Bobkov, Utah
Mar. 24-30	Josh Robinson, Idaho
Mar. 31-Apr. 6	Mike Condon, Wheeling
Apr. 7-13	Andy Iles, Florida

PLAYER OF THE MONTH

October	Matthew Pistilli, Florida
November	Mitch Wahl, Idaho
December	Trent Daavettila, Colorado
January	Anthony Luciani, Cincinnati
February	Andrew Rowe, Greenville
March	Jacob Cepis, Orlando
April	Geoff Walker, Florida

GOALTENDER OF THE MONTH

October	Jeff Jakaitis, South Carolina
November	Michael Hutchinson, Ontario
December	Jeff Jakaitis, South Carolina
January	Aaron Dell, Utah
February	Igor Bobkov, Utah
March	Igor Bobkov, Utah
April	Mike Condon, Wheeling

ROOKIE OF THE MONTH

October	Tim Coffman, Alaska
November	Mike Condon, Wheeling
December	Jordan Binnington, Kalamazoo
January	Joe Howe, Cincinnati
February	Taylor Matson, Orlando
March	Josh Nicholls, Greenville
April	Mike Condon, Wheeling

PLUS PERFORMER OF THE MONTH

October	Andrew Rowe, Greenville
November	Brandon MacLean, Florida
December	Daultan Leveille, Evansville
January	Peter Sivak, Alaska
February	Justin Taylor/Yannick Veilleux, Kalamazoo Jonathan Hazen, Cincinnati
March	Rylan Galiardi, Idaho
April	Josh Shalla, Cincinnati

MEIGRAY ALUMNUS OF THE MONTH

October	Jaroslav Halak, St. Louis (Long Beach)
November	Jeff Zatkoff, Pittsburgh (Ontario)
December	Martin Jones, Los Angeles (Ontario)
January	Anton Khudobin, Carolina (Texas/Florida)
February	Darcy Kuemper, Minnesota (Ontario/Orlando)
March	Jonathan Quick, Los Angeles (Reading)
April	Kristers Gudlevskis, Tampa Bay (Florida)

2012-13 ECHL AWARD WINNERS

PLAYER OF THE WEEK

Oct. 12-14	Riley Armstrong, Utah
Oct. 15-21	Artem Demkov, Elmira
Oct. 22-28	Brandon Dubinsky, Alaska
Oct. 29-Nov. 4	Michael Forney, Colorado
Nov. 5-11	Chad Costello, Colorado
Nov. 12-18	Toni Rajala, Stockton
Nov. 19-25	C.J. Stretch, Ontario
Nov. 26-Dec. 2	Brad Mills, Utah
Dec. 3-9	Dylan Clarke, Evansville
Dec. 10-16	Ryan Lasch, Fort Wayne
Dec. 17-23	Phil DeSimone, Trenton
Dec. 24-30	Dan Gendur, Orlando
Dec. 31-Jan. 6	Corey Elkins, Fort Wayne
Jan. 7-13	Nicholas Tremblay, Bakersfield
Jan. 14-20	Bretton Cameron, Greenville
Jan. 21-27	Tyler McNeely, South Carolina
Jan. 28-Feb. 3	Colin Vock, Utah
Feb. 4-10	Andrew Sarauer, Las Vegas
Feb. 11-17	Kevin Baker, Evansville
Feb. 18-24	Stephen Schultz, Trenton
Feb. 25-Mar. 3	Trevor Parkes, Toledo
Mar. 4-10	Mathieu Aubin, Cincinnati
Mar. 11-17	Adam Estoclet, Utah
Mar. 18-24	Jacob Cepis, Trenton
	Shane Harper, Trenton
Mar. 25-30	Mathieu Roy, Florida

GOALTENDER OF THE WEEK

Oct. 12-14	Marc Cheverie, Elmira
Oct. 15-21	Josh Robinson, Idaho
Oct. 22-28	Mike Lee, Gwinnett
Oct. 29-Nov. 4	Chris Carrozzi, Ontario
Nov. 5-11	Mike Lee, Gwinnett
Nov. 12-18	Philipp Grubauer, Reading
Nov. 19-25	Thomas Heemskerk, San Francisco
Nov. 26-Dec. 2	Ryan Zapolski, South Carolina
Dec. 3-9	Cody Reichard, Stockton
Dec. 10-16	Nathan Lieuwen, Greenville
Dec. 17-23	Peter Delmas, Wheeling
Dec. 24-30	Ryan Zapolski, South Carolina
Dec. 31-Jan. 6	Joel Martin, Kalamazoo
Jan. 7-13	Pat Nagle, Florida
Jan. 14-20	John Curry, Orlando
Jan. 21-27	Joel Martin, Kalamazoo
Jan. 28-Feb. 3	Kent Simpson, Toledo
Feb. 4-10	Joe Fallon, Las Vegas
Feb. 11-17	Brian Stewart, Bakersfield
Feb. 18-24	Ryan Zapolski, South Carolina
Feb. 25-Mar. 3	Michael Houser, Cincinnati
Mar. 4-10	Peter Delmas, Wheeling
Mar. 11-17	Riley Gill, Reading
Mar. 18-24	Riley Gill, Reading
Mar. 25-30	Jesse Deckert, Florida

PLAYER OF THE MONTH

October	Nick Petersen, Orlando
November	Chad Costello, Colorado
December	Yannick Tifu, Reading
January	Colton Yellow Horn, Ontario
February	Mathieu Roy, Florida
March	Mathieu Roy, Florida

GOALTENDER OF THE MONTH

October	Marc Cheverie, Elmira
November	Philipp Grubauer, Reading
December	Ryan Zapolski, South Carolina
January	Ken Reiter, Fort Wayne
February	Ryan Zapolski, South Carolina
March	Riley Gill, Reading

ROOKIE OF THE MONTH

October	Doug Jones, Gwinnett
November	Josh Robinson, Idaho
December	Marcel Noebels, Trenton
January	Austin Fyten, Idaho
February	Tyler Gron, Idaho
March	Corey Trivino, Florida

PLUS PERFORMER OF THE MONTH

October	Drew MacKenzie, Utah
November	Kyle Kraemer, Ontario
December	Andrej Nestrasil, Toledo
January	Dustin Gazley, Elmira
February	Judd Blackwater, Las Vegas
March	Rylan Galiardi, Idaho

MEIGRAY ALUMNUS OF THE MONTH

October	Alexandre Bolduc, Portland (Bakersfield)
November	Barry Brust, Abbotsford (Florida/Reading)
December	Braden Holtby, Hershey (South Carolina)
January	Cory Conacher, Tampa Bay (Cincinnati)
February	Francois Beauchemin, Anaheim (Mississippi)
March	James Reimer, Toronto (Reading/South Carolina)

2011-12 ECHL AWARD WINNERS

PLAYER OF THE WEEK

Oct. 14-16	Evan Barlow, Elmira
Oct. 17-23	Justin Shugg, Florida
Oct. 24-30	Eric Lampe, Las Vegas
Oct. 31-Nov. 6	Brandon Svendsen, Kalamazoo
Nov. 7-13	Olivier Labelle, Reading
Nov. 14-20	Chris Barton, Wheeling
Nov. 21-27	Chad Klassen, Idaho
Nov. 28-Dec. 4	Mitch Fadden, Utah
Dec. 5-11	Chad Costello, Colorado
Dec. 12-18	Riley Nelson, Colorado
Dec. 19-25	Michael Forney, Colorado
Dec. 26-Jan. 1	Tyler Helfrich, Bakersfield
Jan. 2-8	Dustin Gazley, Elmira
Jan. 9-15	Joey Martin, Toledo
Jan. 16-22	Jordan Pietrus, Elmira
Jan. 23-29	Justin Bowers, Greenville
Jan. 30-Feb. 5	Chris Doyle, Stockton
Feb. 6-12	Evan Trupp, Bakersfield
Feb. 13-19	Andy Bohmbach, Trenton
Feb. 20-26	Kevin Ulanski, Colorado
Feb. 27-Mar. 4	Rylan Galiardi, Florida
Mar. 5-11	Paul McIlveen, Utah
Mar. 12-18	Peter Boyd, Bakersfield
Mar. 13-25	Yannick Riendeau, Reading
Mar. 26-31	Adam Miller, Las Vegas

GOALTENDER OF THE WEEK

Oct. 14-16	Gerald Coleman, Alaska
Oct. 17-23	Gerald Coleman, Alaska
Oct. 24-30	Andrew Engelage, Utah
Oct. 31-Nov. 6	Philipp Grubauer, S. Carolina
Nov. 7-13	Nic Riopel, Greenville
Nov. 14-20	Olivier Roy, Stockton
Nov. 21-27	Darcy Kuemper, Ontario
Nov. 28-Dec. 4	Brian Stewart, Elmira
Dec. 5-11	Jason Missiaen, Greenville
Dec. 12-18	Jeff Jakaitis, Gwinnett
Dec. 19-25	Jerry Kuhn, Idaho
Dec. 26-Jan. 1	Jeff Jakaitis, Gwinnett
Jan. 2-8	Olivier Roy, Stockton
Jan. 9-15	Adam Courchaine, Alaska
Jan. 16-22	Daren Machesney, S. Carolina
Jan. 23-29	Joe Fallon, Las Vegas
Jan. 30-Feb. 5	Peter Delmas, Wheeling
Feb. 6-12	Alec Richards, Toledo
Feb. 13-19	Pat Nagle, Florida
Feb. 20-26	Adam Courchaine, Alaska
Feb. 27-Mar. 4	Jason Missiaen, Greenville
Mar. 5-11	Ryan Zapolski, Gwinnett
Mar. 12-18	James Reid, Alaska
Mar. 13-25	Andrew Engelage, Utah
Mar. 26-31	Bryan Hince, Idaho

PLAYER OF THE MONTH

October	Eric Lampe, Las Vegas
November	Jeff Prough, Greenville
December	Wes Goldie, Alaska
January	Justin Bowers, Greenville
February	Kevin Ulanski, Colorado
March	Nick Sirota, Kalamazoo

GOALTENDER OF THE MONTH

October	Gerald Coleman, Alaska
November	Philipp Grubauer, South Carolina
December	Jeff Jakaitis, Gwinnett
January	Chris Carrozzi, Ontario
February	Riley Gill, Kalamazoo
March	Brian Stewart, Elmira

ROOKIE OF THE MONTH

October	Scott Freeman, Bakersfield
November	Chris Barton, Wheeling
December	Anthony Luciani, Cincinnati
January	Philipp Grubauer, South Carolina
February	Dustin Gazley, Elmira
March	Scott Pitt, Florida

PLUS PERFORMER OF THE MONTH

October	Joe Sova, Kalamazoo
November	Russ Sinkewich, Alaska
December	Chad Costello, Colorado
January	Pierre-Luc O'Brien, S. Carolina
February	Joey Sides, Colorado
March	Denny Urban, Reading

MEIGRAY ALUMNUS OF THE MONTH

October	Jonathan Quick, Los Angeles (Reading)
November	Tim Thomas, Boston (Birmingham)
December	Richard Bachman, Dallas (Idaho)
January	Jaroslav Halak, St. Louis (Long Beach)
February	Mike Smith, Phoenix (Lexington)
March	Michael Ryder, Dallas (Tallahassee/Mississippi)

2010-11 ECHL AWARD WINNERS

PLAYER OF THE WEEK

Oct. 15-17	Michael Dubuc, Elmira
Oct. 18-24	Derek Nesbitt, Gwinnett
Oct. 25-31	Nick Petersen, Wheeling
Nov. 1-7	Ryan Garbutt, Gwinnett
Nov. 8-14	Brad Snetsinger, Utah
Nov. 15-21	Wes Goldie, Alaska
Nov. 22-28	Brett Parnham, Utah
Nov. 29-Dec. 5	Francis Lemieux, Florida
Dec. 6-12	Tyler Mosienko, Las Vegas
Dec. 13-19	Ryan Ginand, Trenton
Dec. 20-26	Matt Beca, Florida
Dec. 27-Jan. 2	Scott Howes, Alaska
Jan. 3-9	Rob Ricci, South Carolina
Jan. 10-16	Bretton Cameron, Stockton
Jan. 17-23	Marty Flichel, Idaho
Jan. 24-30	Nick Petersen, Wheeling
Jan. 31-Feb. 6	Mike Hedden, Toledo
Feb. 7-13	Trent Daavettila, Kalamazoo
Feb. 14-20	Matt Beca, Florida
Feb. 21-27	Justin Donati, Elmira
Feb. 28-Mar. 6	Mark Derlago, Idaho
Mar. 7-13	Wes Goldie, Alaska
Mar. 14-20	Andrew Sarauer, Reading
Mar. 21-27	Steve Vanoosten, Stockton
Mar. 28-Apr. 2	Jeff Prough, Trenton

GOALTENDER OF THE WEEK

Oct. 15-17	Patrick Killeen, Wheeling
Oct. 18-24	Tyson Sexsmith, Stockton
Oct. 25-31	Nic Riopel, Greenville
Nov. 1-7	Bryan Pitton, Stockton
Nov. 8-14	Kellen Briggs, Ontario
Nov. 15-21	David Shantz, Victoria
Nov. 22-28	Billy Sauer, Gwinnett
Nov. 29-Dec. 5	Dov Grumet-Morris, Greenville
Dec. 6-12	Dov Grumet-Morris, Greenville
Dec. 13-19	Josh Tordjman, Bakersfield
Dec. 20-26	Josh Tordjman, Bakersfield
Dec. 27-Jan. 2	J.P. Lamoureux, Utah
Jan. 3-9	Andrew Engelage, Utah
Jan. 10-16	Ryan Nie, Kalamazoo
Jan. 17-23	Joe Fallon, Las Vegas
Jan. 24-30	Peter Delmas, Wheeling
Jan. 31-Feb. 6	Andrew Engelage, Utah
Feb. 7-13	David Shantz, Victoria
Feb. 14-20	Matt Dalton, Reading
Feb. 21-27	Nic Riopel, Greenville
Feb. 28-Mar. 6	Chris Carrozzi, Gwinnett
Mar. 7-13	Marco Cousineau, Elmira
Mar. 14-20	Tyson Sexsmith, Stockton
Mar. 21-27	Brian Stewart, Bakersfield
Mar. 28-Apr. 2	Michael Ouzas, Las Vegas

PLAYER OF THE MONTH

October	Derek Nesbitt, Gwinnett
November	Brendan Connolly, Greenville
December	Ben Street, Wheeling
January	Evan Barlow, Idaho
February	Trent Daavettila, Kalamazoo
March	Wes Goldie, Alaska

GOALTENDER OF THE MONTH

October	Riley Gill, Victoria
November	Michael Ouzas, Las Vegas
December	Dov Grumet-Morris, Greenville
January	Tyler Beskorowany, Idaho
February	Adam Courchaine, Alaska
March	Gerald Coleman, Alaska

ROOKIE OF THE MONTH

October	Aaron Bendickson, Gwinnett
November	Kael Mouillierat, Idaho
December	Mike McKenzie, Florida
January	Nick Petersen, Wheeling
February	Chris Langkow, Alaska
March	Brian Stewart, Bakersfield

PLUS PERFORMER OF THE MONTH

October	Derek Nesbitt, Gwinnett
November	Brendan Connolly, Greenville
December	Cedric McNicoll, Florida
January	Nick Petersen, Wheeling
February	Trent Daavettila, Kalamazoo
March	Ethan Cox, Alaska

MEIGRAY ALUMNUS OF THE MONTH

October	Tim Thomas, Los Angeles (Birmingham)
November	Michal Neuvirth, Washington (South Carolina)
December	Jonathan Quick, Los Angeles (Reading)
January	Alexandre Burrows, Vancouver (Greenville/Baton Rouge/Columbia)
February	Johan Hedberg, New Jersey (Baton Rouge)
March	Braden Holtby, Washington (South Carolina)

2009-10 ECHL AWARD WINNERS

PLAYER OF THE WEEK

Oct. 15-18	Jamie Milam, Toledo
Oct. 19-25	John Lammers, Alaska
Oct. 26-Nov. 1	Stefano Giliati, Reading
Nov. 2-8	Jacob Micflikier, Florida
Nov. 9-15	Justin Donati, Elmira
Nov. 16-22	Dan Sexton, Bakersfield
Nov. 23-29	Harrison Reed, Florida
Nov. 30-Dec. 6	Adam Miller, Las Vegas
Dec. 7-13	Matt Robinson, Stockton
Dec. 14-20	Ben Gordon, Reading
Dec. 21-27	Ryan Cruthers, Reading
Dec. 28-Jan. 3	Justin Donati, Elmira
Jan. 4-10	Ned Lukacevic, Las Vegas
Jan. 11-17	Thomas Beauregard, Wheeling
Jan. 18-24	Tyler Donati, Elmira
Jan. 25-31	Mark Derlago, Idaho
Feb. 1-7	Mark Derlago, Idaho
Feb. 8-14	Tyler Donati, Elmira
Feb. 15-21	Matt Vokes, Trenton
Feb. 22-28	James Sixsmith, Utah
Mar. 1-7	Stefano Giliati, Reading
Mar. 8-14	Adam Miller, Las Vegas
Mar. 15-21	Andrew Martens, Ontario
Mar. 22-28	Andrew Fournier, Kalamazoo
Mar. 29-Apr. 3	Daniel Steiner, Reading

GOALTENDER OF THE WEEK

Oct. 15-18	Rejean Beauchemin, Idaho
Oct. 19-25	Ryan Nie, Kalamazoo
Oct. 26-Nov. 1	Richard Bachman, Idaho
Nov. 2-8	Curtis Darling, Ontario
Nov. 9-15	Matt Keetley, Victoria
Nov. 16-22	Mitch O'Keefe, Utah
Nov. 23-29	Rejean Beauchemin, Idaho
Nov. 30-Dec. 6	Mark Dekanich, Cincinnati
Dec. 7-13	Ryan Munce, Charlotte
Dec. 14-20	David Shantz, Victoria
Dec. 21-27	Bryan Pitton, Stockton
Dec. 28-Jan. 3	David Shantz, Victoria
Jan. 4-10	Brad Thiessen, Wheeling
Jan. 11-17	Frank Doyle, Alaska
Jan. 18-24	Barry Brust, Florida
Jan. 25-31	Bryan Pitton, Stockton
Feb. 1-7	Julien Ellis, Elmira
Feb. 8-14	Andrew Perugini, Stockton
Feb. 15-21	Shane Connelly, South Carolina
Feb. 22-28	Curtis Darling, Ontario
Mar. 1-7	Ryan Nie, Kalamazoo
Mar. 8-14	Jimmy Spratt, Las Vegas
Mar. 15-21	Jordan Pearce, Toledo
Mar. 22-28	Dave Caruso, Trenton
Mar. 29-Apr. 3	Billy Sauer, Alaska

PLAYER OF THE MONTH

October	Ryan Kinasewich, Utah
November	Jacob Micflikier, Florida
December	Ben Gordon, Reading
January	Mark Derlago, Idaho
February	Tyler Donati, Elmira
March	Adam Miller, Las Vegas

GOALTENDER OF THE MONTH

October	Ryan Nie, Kalamazoo
November	Timo Pielmeier, Bakersfield
December	Todd Ford, South Carolina
January	Frank Doyle, Alaska
February	Dave Caruso, Trenton
March	Ryan Munce, Charlotte

ROOKIE OF THE MONTH

October	Justin Donati, Elmira
November	Connor Shields, Johnstown
December	Justin Donati, Elmira
January	Evan Barlow, Idaho
February	Matt Vokes, Trenton
March	Chris D'Alvise, Stockton

PLUS PERFORMER OF THE MONTH

October	Evan Barlow, Idaho
	Anton Kharin, Kalamazoo
November	T.J. Reynolds, Charlotte
December	Trent Campbell, South Carolina
	Chris Capraro, Wheeling
	Ryan Constant, Stockton
	Ben Gordon, Reading
January	Mat Robinson, Elmira
	Anthony Aiello, Stockton
February	Brett Motherwell, Cincinnati
March	Mark Derlago, Idaho

MEIGRAY ALUMNUS OF THE MONTH

October	Jonathan Quick, Los Angeles (Reading)
November	Rich Peverley, Atlanta (South Carolina/Reading)
December	Dan Sexton, Anaheim (Bakersfield)
January	Alexandre Burrows, Vancouver (Greenville/Baton Rouge/Columbia)
February	Mark Streit, New York Islanders (Tallahassee)
March	Jaroslav Halak, Montreal (Long Beach)

2008-09 ECHL AWARD WINNERS

PLAYER OF THE WEEK

Oct. 17-19	Kimbi Daniels, Phoenix
Oct. 20-26	Tommy Goebel, Wheeling
Oct. 27-Nov. 2	Mark Derlago, Bakersfield
Nov. 3-9	Mathieu Melanson, Mississippi
Nov. 10-16	Ryan Garlock, Johnstown
Nov. 17-23	Kevin Baker, Florida
Nov. 24-30	Jacob Micflikier, Florida
Dec. 1-7	Brad Schell, Gwinnett
Dec. 8-14	Travis Morin, South Carolina
Dec. 15-21	Kevin Baker, Florida
Dec. 22-28	Michael Dubuc, South Carolina
Dec. 29-Jan. 4	Michael Cohen, Cincinnati
Jan. 5-11	Cory Urquhart, Stockton
Jan. 12-18	Mike Lalonde, Stockton
Jan. 19-25	Ryan Kinasewich, Utah
Jan. 26-Feb. 1	Jimmy Kilpatrick, Cincinnati
Feb. 2-8	Michael Dubuc, South Carolina
Feb. 9-15	Mike Wirll, Bakersfield
Feb. 16-22	Chad Painchaud, Bakersfield
Feb. 23-Mar. 1	Mike Wirll, Bakersfield
Mar. 2-8	Rob Hennigar, Utah
Mar. 9-15	Eric Castonguay, Trenton
Mar. 16-22	Bryan McGregor, Idaho
Mar. 23-29	Ben Gordon, Reading
Mar. 30-Apr. 4	Bryan McGregor, Idaho

GOALTENDER OF THE WEEK

Oct. 17-19	Jeff Jakaitis, Charlotte
Oct. 20-26	Jeff Zatkoff, Ontario
Oct. 27-Nov. 2	Kris Mayotte, Johnstown
Nov. 3-9	Anton Khudobin, Florida
Nov. 10-16	Jonathan Boutin, Victoria
Nov. 17-23	Curtis Darling, Wheeling
Nov. 24-30	John Murray, Ontario
Dec. 1-7	Craig Kowalski, Phoenix
Dec. 8-14	Jeremy Duchesne, Mississippi
Dec. 15-21	Todd Ford, Victoria
Dec. 22-28	Ian Vigier, South Carolina
Dec. 29-Jan. 4	Gerald Coleman, Trenton
Jan. 5-11	Michae Ouzas, Reading
Jan. 12-18	David Leggio, Florida
Jan. 19-25	Craig Kowalski, Phoenix
Jan. 26-Feb. 1	Kris Mayotte, Johnstown
Feb. 2-8	Mitch O'Keefe, Elmira
Feb. 9-15	Ian Keserich, Johnstown
Feb. 16-22	Jeff Jakaitis, Charlotte
Feb. 23-Mar. 1	Andrew Perugini, Stockton
Mar. 2-8	Curtis Darling, Wheeling
Mar. 9-15	Glenn Fisher, Las Vegas
Mar. 16-22	James Reimer, South Carolina
Mar. 23-29	Matt Climie, Idaho
Mar. 30-Apr. 4	David Leggio, Florida

PLAYER OF THE MONTH

October	Tommy Goebel, Wheeling
November	Kevin Baker, Florida
December	Wes Goldie, Victoria
January	Ryan Kinasewich, Utah
February	Mark Derlago, Bakersfield
March	Bryan McGregor, Idaho

GOALTENDER OF THE MONTH

October	Jeff Jakaitis, Charlotte
November	Anton Khudobin, Florida
December	Todd Ford, Victoria
January	David Leggio, Florida
February	Ryan Munce, Mississippi
March	Matt Climie, Idaho

ROOKIE OF THE MONTH

October	Jeff Zatkoff, Ontario
November	Jean-Philippe Lamoureux, Alaska
December	Matt Climie, Idaho
January	Jimmy Kilpatrick, Cincinnati
February	Brad Snetsinger, Trenton
March	Rob Hennigar, Utah

PLUS PERFORMER OF THE MONTH

October	Tommy Goebel, Wheeling
November	Kyle Wharton, Johnstown
December	Gary Gladue, Victoria
January	Luke Erickson, Alaska
February	Nate Kiser, South Carolina
March	Bruce Graham, Bakersfield

MEIGRAY ALUMNUS OF THE MONTH

October	Mike Smith, Tampa Bay (Lexington)
November	Joey MacDonald, New York Islanders (Toledo)
December	Tim Thomas, Boston (Birmingham)
February	Tomas Vokoun, Florida (Wheeling)
March	Alex Burrows, Vancouver (Greenville)

2007-08 ECHL AWARD WINNERS

PLAYER OF THE WEEK

Oct. 18-21	Daniel Sisca, Phoenix
Oct. 22-28	Scott Burt, Utah
Oct. 29-Nov. 4	Ash Goldie, Victoria
Nov. 5-11	Chris Blight, Reading
Nov. 12-18	Derek Damon, Florida
Nov. 19-25	Brett Pilkington, Elmira
Nov. 26-Dec. 2	Aaron Slattengren, Augusta
Dec. 3-9	Bryan Rodney, Elmira
Dec. 10-16	Matt Beaudoin, Dayton
Dec. 17-23	Chris Chaput, South Carolina
Dec. 24-30	Olivier Filion, Alaska
Dec. 31-Jan. 6	Preston Callander, Florida
Jan. 7-13	Aaron Slattengren, Augusta
Jan. 14-20	Tyler Haskins, Utah
	Ryan Kinasewich, Utah
Jan. 21-27	Ash Goldie, Victoria
Jan. 28-Feb. 3	Luke Curtin, Fresno
Feb. 4-10	Mark Derlago, Bakersfield
Feb. 11-17	Mathieu Melanson, Florida
Feb. 18-24	Mathieu Aubin, Cincinnati
Feb. 25-Mar. 2	Alexandre Imbeault, Johnstown
Mar. 3-9	Brett Hemingway, Alaska
Mar. 10-16	Bobby Robins, Elmira
Mar. 17-23	Wes Goldie, Victoria
Mar. 24-30	Randy Rowe, Johnstown
Mar. 31-Apr. 6	Trent Campbell, South Carolina

GOALTENDER OF THE WEEK

Oct. 18-21	John Curry, Las Vegas
Oct. 22-28	Ryan Nie, Johnstown
Oct. 29-Nov. 4	Chris Beckford-Tseu, Alaska
Nov. 5-11	Josh Johnson, South Carolina
Nov. 12-18	Dan LaCosta, Elmira
Nov. 19-25	Kellen Briggs, Idaho
Nov. 26-Dec. 2	Justin Peters, Florida
Dec. 3-9	Craig Kowalski, Gwinnett
Dec. 10-16	Dan Turple, Gwinnett
Dec. 17-23	Davis Parley, South Carolina
Dec. 24-30	Josh Johnson, South Carolina
Dec. 31-Jan. 6	Ryan Munce, Mississippi
Jan. 7-13	Jake Moreland, Fresno
Jan. 14-20	Justin Peters, Florida
Jan. 21-27	Kevin Lalande, Las Vegas
Jan. 28-Feb. 3	Matt Zaba, Idaho
Feb. 4-10	Mike Brodeur, Pensacola
Feb. 11-17	Dov Grumet-Morris, Cincinnati
Feb. 18-24	Marek Schwarz, Alaska
Feb. 25-Mar. 2	Kris Tebbs, Texas
Mar. 3-9	Chris Holt, Charlotte
Mar. 10-16	Jason Smith, Trenton
Mar. 17-23	John Murray, Reading
Mar. 24-30	Ryan Nie, Johnstown
Mar. 31-Apr. 6	Billy Thompson, Victoria

PLAYER OF THE MONTH

November	Daniel Sisca, Phoenix
December	Jean-Michel Daoust, Cincinnati
January	Jean-Michel Daoust, Cincinnati
February	Oren Eizenman, Fresno
March	John Lammers, Idaho
April	Randy Rowe, Johnstown

GOALTENDER OF THE MONTH

November	Justin Peters, Florida
December	Daniel Manzato, Las Vegas
January	Josh Johnson, South Carolina
February	Jake Moreland, Fresno
March	Cedrick Desjardins, Cincinnati
April	Davis Parley, South Carolina

ROOKIE OF THE MONTH

November	Travis Morin, South Carolina
December	David Desharnais, Cincinnati
January	Oren Eizenman, Fresno
February	Tyler Haskins, Utah
March	David Desharnais, Cincinnati
April	David Desharnais, Cincinnati

PLUS PERFORMER OF THE MONTH

November	P.J. Atherton, Reading
	Chris Ferraro, Las Vegas
	Travis Morin, South Carolina
December	David Desharnais, Cincinnati
January	Scott Reynolds, Cincinnati
	Matt Macdonald, Cincinnati
	Nate Kiser, South Carolina
February	Pat Oliveto, Mississippi
	John Adams, Texas
March	Chad Starling, Cincinnati
April	Derick Martin, Alaska
	Randy Rowe, Johnstown

MEIGRAY ALUMNUS OF THE MONTH

November	Dan Ellis, Nashville (Idaho)
December	Mike Smith, Dallas (Lexington)
January	Joe Corvo, Ottawa (Hampton Roads)
February	Patrick Lalime, Chicago (Hampton Roads)
March	Kamil Kreps, Florida (Texas)
April	Andrew Brunette, Colorado (Hampton Roads)
May	Bruce Boudreau, Washington (Mississippi)

2006-07 ECHL AWARD WINNERS

PLAYER OF THE WEEK

Oct. 20-22	Dusty Jamieson, Charlotte
Oct. 23-29	Colton Fretter, Gwinnett
Oct. 30-Nov. 5	Kevin Baker, Texas
Nov. 6-12	Gabriel Proulx, Long Beach
Nov. 13-19	Mac Faulkner, Columbia
Nov. 20-26	Olivier Proulx, Texas
Nov. 27-Dec. 3	Mike Pandolfo, Trenton
Dec. 4-10	Greg Hogeboom, Reading
Dec. 11-17	Reggie Berg, Florida
Dec. 18-24	Ryan Kinasewich, Utah
Dec. 25-31	P.J. Atherton, Johnstown
Jan. 1-7	Matt W. Reid, South Carolina
Jan. 8-14	Ryan Kinasewich, Utah
Jan. 15-21	Marco Rosa, Texas
Jan. 22-28	Marc-Andre Bernier, Victoria
Jan. 29-Feb. 4	Sam Ftorek, Cincinnati
Feb. 5-11	Mike Scott, Alaska
Feb. 12-18	Vince Bellissimo, Florida
Feb. 19-25	Derek Nesbitt, Idaho
Feb. 26-Mar. 4	Yannick Tifu, Dayton
Mar. 5-11	Mathieu Melanson, Stockton
Mar. 12-18	Mark Lee, Charlotte
Mar. 19-25	Brock Radunske, Stockton
Mar. 26-Apr. 1	Mark Lee, Charlotte
Apr. 2-7	Reggie Berg, Florida

GOALTENDER OF THE WEEK

Oct. 20-22	Cedrick Desjardins, Cincinnati
Oct. 23-29	Dan Turple, Gwinnett
Oct. 30-Nov. 5	Steve Silverthorn, Idaho
Nov. 6-12	Andy Franck, Wheeling
Nov. 13-19	Mike McKenna, Las Vegas
Nov. 20-26	Isaac Reichmuth, Alaska
Nov. 27-Dec. 3	Mike McKenna, Las Vegas
Dec. 4-10	Jamie Hodson, Bakersfield
Dec. 11-17	Cody Rudkowsky, Phoenix
Dec. 18-24	Craig Kowalski, Florida
Dec. 25-31	Ryan MacDonald, Fresno
Jan. 1-7	Derek Gustafson, Alaska
Jan. 8-14	Cedrick Desjardins, Cincinnati
Jan. 15-21	Mike Brodeur, Toledo
Jan. 22-28	Ervins Mustukovs, Toledo
Jan. 29-Feb. 4	Jamie Hodson, Bakersfield
Feb. 5-11	Derek Gustafson, Alaska
Feb. 12-18	Julian Ellis, Victoria
Feb. 19-25	Mike McKenna, Las Vegas
Feb. 26-Mar. 4	Terry Denike, Dayton
Mar. 5-11	Matthew Yeats, Texas
Mar. 12-18	Logan Koopmans, Toledo
Mar. 19-25	Terry Denike, Dayton
Mar. 26-Apr. 1	Ryan Munce, Johnstown
Apr. 2-7	Mike McKenna, Las Vegas

PLAYER OF THE MONTH

November	Dusty Jamieson, Charlotte
December	Kevin Baker, Texas
January	Brad Schell, Gwinnett
February	Mike Wirll, Pensacola
March	Adam Taylor, Florida
April	Brock Radunske, Stockton

GOALTENDER OF THE MONTH

November	Steve Silverthorn, Idaho
December	Matthew Yeats, Texas
January	Ryan MacDonald, Fresno
February	Derek Gustafson, Alaska
March	Kevin Nastiuk, Las Vegas
April	Matthew Yeats, Texas

ROOKIE OF THE MONTH

November	Colton Fretter, Gwinnett
December	Jamie Fraser, South Carolina
January	Joe Zappala, Reading
February	Dave McKee, Augusta
March	Jamie Milam, Gwinnett
April	Bryan Bridges, Victoria

PLUS PERFORMER OF THE MONTH

November	Chris Cava, Trenton
December	Matt Shasby, Alaska
January	Shawn Germain, Reading
February	Corbin Schmidt, Alaska
March	Adam Taylor, Florida

MEIGRAY ALUMNUS OF THE MONTH

November	Mike Smith, Dallas (Lexington)
December	Andrew Brunette, Colorado (Hampton Roads)
January	Michael Ryder, Montréal (Tallahassee/Mississippi)
February	Michel Ouellet, Pittsburgh (Wheeling)
March	Tim Thomas, Boston (Birmingham)
April	Jaroslav Halak, Montréal (Long Beach)

2005-06 ECHL AWARD WINNERS

PLAYER OF THE WEEK

Oct. 21-23	Mike Pandolfo, Reading
Oct. 24-30	Luke Curtin, Fresno
Oct. 31-Nov. 6	Brendon Hodge, Wheeling
Nov. 7-13	Barrett Heisten, Alaska
Nov. 14-20	Shay Stephenson, Reading
Nov. 21-27	Garett Bembridge, Idaho
Nov. 28-Dec. 4	Adam Courchaine, Pensacola
Dec. 5-11	Guillaume Desbiens, Gwinnett
Dec. 12-18	Pascal Pelletier, Gwinnett
Dec. 19-25	Garett Bembridge, Idaho
Dec. 26-Jan. 1	Ryan Kinasewich, Utah
Jan. 2-8	Steve Saviano, Florida
Jan. 9-15	Milan Gajic, Gwinnett
Jan. 16-22	Dusty Jamieson, Charlotte
Jan. 23-29	Brad Schell, Gwinnett
Jan. 30-Feb.5	Ben Knopp, Phoenix
Feb. 6-12	Shawn Mather, Fresno
Feb. 13-19	Ryan Lang, Augusta
Feb. 20-26	Ryan Kinasewich, Utah
Feb. 27-Mar. 5	Jon Awe, Gwinnett
Mar. 6-12	Joel Irwin, Stockton
Mar. 13-19	D'Arcy McConvey, Idaho
Mar. 20-26	Alex Kim, San Diego
Mar. 27-Apr. 2	Steve Saviano, Florida
Apr. 3-9	Steve Slaton, Gwinnett
Apr. 10-16	David Bararuk, Idaho
Apr. 17-23	Bracken Kearns, Toledo
Apr. 24-30	Fraser Clair, Fresno

GOALTENDER OF THE WEEK

Oct. 21-23	Seamus Kotyk, Augusta
Oct. 24-30	Chris Beckford-Tseu, Alaska
Oct. 31-Nov. 6	Brett Jaeger, Fresno
Nov. 7-13	Alfie Michaud, Utah
Nov. 14-20	Chris Beckford-Tseu, Alaska
Nov. 21-27	Jason Wolfe, Augusta
Nov. 28-Dec. 4	Matt Underhill, Alaska
Dec. 5-11	Marc Magliarditi, Las Vegas
Dec. 12-18	Greg Hewitt, Long Beach
Dec. 19-25	Steve Silverthorn, Idaho
Dec. 26-Jan. 1	Sean Fields, Gwinnett
Jan. 2-8	Tyler Weiman, San Diego
Jan. 9-15	Todd Ford, Pensacola
Jan. 16-22	Cam Ellsworth, Greenville
Jan. 23-29	Jake Moreland, Stockton
Jan. 30-Feb.5	Jani Hurme, Columbia
Feb. 6-12	Chris Beckford-Tseu, Alaska
Feb. 13-19	Alfie Michaud, Utah
Feb. 20-26	B.J. Boxma, Victoria
Feb. 27-Mar. 5	Andy Franck, Wheeling
Mar. 6-12	Morgan Cey, Johnstown
Mar. 13-19	Drew MacIntyre, Toledo
Mar. 20-26	Yutaka Fukufuji, Reading
Mar. 27-Apr. 2	Rejean Beauchemin, Trenton
Apr. 3-9	Phil Osaer, Florida
Apr. 10-16	Jamie Holden, Fresno
Apr. 17-23	Sean Fields, Gwinnett
Apr. 24-30	Chris Beckford-Tseu, Alaska

PLAYER OF THE MONTH

October	Scooter Smith, Toledo
November	Garett Bembridge, Idaho
December	Chris Minard, Alaska
January	Steve Saviano, Florida
February	Ryan Kinasewich, Utah
March	D'Arcy McConvey, Idaho
April	Brendon Hodge, Wheeling

GOALTENDER OF THE MONTH

October	Chris Beckford-Tseu, Alaska
November	Cody Rudkowsky, Reading
December	Matt Underhill, Alaska
January	Davis Parley, South Carolina
February	Alfie Michaud, Utah
March	Drew MacIntyre, Toledo
April	Andy Franck, Wheeling

ROOKIE OF THE MONTH

October	Sean Collins, Wheeling
November	Greg Hogeboom, Reading
December	Mike McKenna, Las Vegas
January	Alex Leavitt, Alaska
February	Milan Gajic, Gwinnett
March	Chris Blight, Toledo
April	Jeff Glass, Charlotte

PLUS PERFORMER OF THE MONTH

October	D'Arcy McConvey, Idaho
	B.J. Adams, Toledo
November	Chris Barr, Reading
December	Chris Minard, Alaska
January	Mike McBain, Las Vegas
February	Garett Cameron, Utah
March	Vince Bellissimo, Florida
	Steve Saviano, Florida
April	Luis Tremblay, Wheeling

MEIGRAY ALUMNUS OF THE MONTH

October	Manny Legace, Detroit (Richmond)
November	Andrew Brunette, Colorado (Hampton Roads)
December	Michel Ouellet, Pittsburgh (Wheeling)
January	David Aebischer, Colorado (Chesapeake/Wheeling)
February	Ruslan Fedotenko, Tampa Bay (Trenton)
March	Alexandre Burrows, Vancouver (Greensboro/Baton Rouge/Columbia)
April	Andrew Brunette, Colorado (Hampton Roads)

2004-05 ECHL AWARD WINNERS

PLAYER OF THE WEEK

Oct. 22-24	Kyle Kidney, Pee Dee
Oct. 25-31	Damian Surma, Florida
Nov. 1-7	Martin St. Pierre, Greenville
Nov. 8-14	Brett Nowak, Atlantic City
Nov. 15-21	Andrew Ianiero, Texas
Nov. 22-28	Derek Edwardson, Atlantic City
Nov. 29-Dec. 5	Brent McDonald, Florida
Dec. 6-12	Brad Dexter, Victoria
Dec. 13-19	Dwayne Hay, Pensacola
Dec. 20-26	Damian Surma, Florida
Dec. 27-Jan. 2	Ryan Kinasewich, Reading
Jan. 3-9	Chris Minard, Alaska
Jan.10-16	Rich Peverley, South Carolina
Jan. 17-23	Joe Talbot, Alaska
Jan. 24-30	Reggie Berg, Florida
Jan. 31-Feb.6	Yevgeny Lazarev, Wheeling
Feb. 7-13	Dusty Jamieson, Charlotte
Feb. 14-20	Jamie Johnson, Augusta
Feb. 21-27	Chris Minard, Alaska
Feb. 28-Mar. 6	Mathieu Brunelle, Bakersfield
Mar. 7-13	Carl Mallette, Toledo
Mar. 14-20	Scott Bertoli, Trenton
Mar. 21-27	Shawn Mather, Atlantic City
Mar. 28-Apr. 3	Corey Neilson, Pensacola
Apr. 4-9	John Snowden, Texas
First Round	Charles Linglet, Alaska
Second Round	Rick Kowalsky, Trenton
Third Round	Rick Kowalsky, Trenton

GOALTENDER OF THE WEEK

Oct. 22-24	Randy Petruk, Bakersfield
Oct. 25-31	Dany Sabourin, Wheeling
Nov. 1-7	Dany Sabourin, Wheeling
Nov. 8-14	Cody Rudkowsky, Reading
Nov. 15-21	Logan Koopmans, Toledo
Nov. 22-28	Nick Boucher, Pee Dee
Nov. 29-Dec. 5	Mike Minard, Columbia
Dec. 6-12	Nick Boucher, Pee Dee
Dec. 13-19	Mike Morrison, Greenville
Dec. 20-26	Frederic Cloutier, Pensacola
Dec. 27-Jan. 2	Jake Moreland, Atlantic City
Jan. 3-9	Sebastien Centomo, Las Vegas
Jan. 10-16	Jamie Hodson, Fresno
Jan. 17-23	Mike Ayers, Dayton
Jan. 24-30	Joe Exter, Wheeling
Jan. 31-Feb.6	Alfie Michaud, Peoria
Feb. 7-13	Mike Minard, Columbia
Feb. 14-20	David Cann, Johnstown
Feb. 21-27	Jeff Deslauriers, Greenville
Feb. 28-Mar. 6	Alex Westlund, Charlotte
Mar. 7-13	Sean Fields, Gwinnett
Mar. 14-20	Barry Brust, Reading
Mar. 21-27	Alfie Michaud, Peoria
Mar. 28-Apr. 3	Barry Brust, Reading
Apr. 4-9	Davis Parley, Bakersfield
First Round	Barry Brust, Reading
Second Round	Alex Westlund, Charlotte
Third Round	Andrew Allen, Trenton

PLAYER OF THE MONTH

October	Damian Surma, Florida
November	Carl Mallette, Greenville
December	Sean O'Connor, San Diego
January	Tyler Beechey, Pensacola
February	Ed Courtenay, South Carolina
March	Scott Bertoli, Trenton
April	John Snowden, Texas

GOALTENDER OF THE MONTH

October	Frank Doyle, Idaho
November	Dany Sabourin, Wheeling
December	Mike Minard, Columbia
January	Maxime Daigneault, South Carolina
February	Brett Jaeger, Fresno
March	Tyler MacKay, Florida
April	Andrew Allen, Trenton

ROOKIE OF THE MONTH

October	Connor James, Bakersfield
November	Derek Edwardson, Atlantic City
December	Todd Ford, Pensacola
January	Yutaka Fukufuji, Bakersfield
February	Scott May, Pensacola
March	Joey Tenute, South Carolina
April	Barry Brust, Reading

PLUS PERFORMER OF THE MONTH

October	Damian Surma, Florida
November	Jeff Miles, Reading
December	Tim O'Connell, Florida
January	Marco Rosa, Long Beach
February	Ed Courtenay, South Carolina
March	Dan Vandermeer, Idaho
April	Les Haggett, Trenton

MEIGRAY ALUMNUS OF THE MONTH

October	Jason LaBarbera, Hartford (Charlotte)
November	Simon Gamache, Chicago (Greenville)
December	Cory Larose, Chicago (Jackson)
January	Alex Auld, Manitoba (Columbia)
February	Kirk Daubenspeck, Portland (Jacksonville/Chesapeake/South Carolina)
March	Adam Hauser, Manchester (Reading/Jackson)

2003-04 ECHL AWARD WINNERS

PLAYER OF THE WEEK

Oct. 17-19	Jim Henkel, Atlantic City
Oct. 20-26	Ryan Craig, Pensacola
Oct. 27-Nov. 2	Corey Neilson, Pensacola
Nov. 3-9	Brent Gauvreau, Mississippi
Nov. 10-16	Steffon Walby, Mississippi
Nov. 17-23	Paul Ballantyne, Toledo
Nov. 24-30	Scott Kirton, Greenville
Dec. 1-7	Tyler Deis, Cincinnati
Dec. 8-14	Dave Inman, Charlotte
Dec. 15-21	Miguel Delisle, Idaho
Dec. 22-28	Eduard Pershin, Wheeling
Dec. 29-Jan. 4	Jason Jaffray, Wheeling
Jan. 5-11	Luke Curtin, Atlantic City
Jan. 12-18	Barrie Moore, Columbia
Jan. 19-25	Alex Materukhin, Louisiana
Jan. 26-Feb. 1	Mathieu Brunelle, Trenton
Feb. 2-8	Kevin Doell, Gwinnett
Feb. 9-15	Mike Bayrack, Greensboro
Feb. 16-22	Louis Dumont, Mississippi
Feb. 23-29	Carl Mallette, Roanoke
Mar. 1-7	Chris Allen, South Carolina
Mar. 8-14	Garrett Prosofsky, Cincinnati
Mar. 15-21	Janne Jokila, Dayton
Mar. 22-28	Tyler Rennette, Peoria
Mar. 29-Apr. 3	Brian Gornick, San Diego

GOALTENDER OF THE WEEK

Oct. 17-19	Adam Hauser, Reading
Oct. 20-26	Arturs Irbe, Johnstown
Oct. 27-Nov. 2	David Belitski, Roanoke
Nov. 3-9	Cody Rudkowsky, Reading
Nov. 10-16	Chris Houle, Trenton
Nov. 17-23	Jason Saal, Augusta
Nov. 24-30	Brian Eklund, Pensacola
Dec. 1-7	Michael Garnett, Gwinnett
Dec. 8-14	Olivier Michaud, Columbus
Dec. 15-21	Greg Gardner, Mississippi
Dec. 22-28	Michael Garnett, Gwinnett
Dec. 29 Jan. 4	Scott Meyer, Charlotte
Jan. 5-11	Jason Tapp, Columbus
Jan. 12-18	Marc Magliarditi, Las Vegas
Jan. 19-25	Andrew Allen, Trenton
Jan. 26-Feb. 1	Trevor Koenig, San Diego
Feb. 2-8	Scott Meyer, Charlotte
Feb. 9-15	Peter Hamerlik, Reading
Feb. 16-22	Jason Tapp, Columbus
Feb. 23-29	Tyler MacKay, Wheeling
Mar. 1-7	Kirk Daubenspeck, South Carolina
Mar. 8-14	Jason Saal, Augusta
Mar. 15-21	Greg Gardner, Mississippi
Mar. 22-28	Michael Garnett, Gwinnett
Mar. 29-Apr. 3	Bujar Amidovski, Atlantic City

PLAYER OF THE MONTH

October	Greg Day, Las Vegas
November	Rick Kowalsky, Roanoke
December	Steffon Walby, Mississippi
January	Mark Pederson, San Diego
February	Kevin Doell, Gwinnett
March	Colin Hemingway, Peoria

GOALTENDER OF THE MONTH

October	Marc Magliarditi, Las Vegas
November	Frederic Cloutier, Louisiana
December	Kirk Daubenspeck, South Carolina
January	Trevor Koenig, San Diego
February	Peter Hamerlik, Reading
March	Levente Szuper, Peoria

ROOKIE OF THE MONTH

October	Sam Paolini, Atlantic City
November	Charles Linglet, Alaska
December	Jim Abbott, Pensacola
January	David Currie, Johnstown
February	Kevin Doell, Gwinnett
March	Colin Hemingway, Peoria

PLUS PERFORMER OF THE MONTH

October	Justin Kelly, Las Vegas
November	John Snowden, Texas
December	Jim Baxter, Mississippi
	Randy Rowe, Peoria
	David Inman, Charlotte
January	J.C. Ruid, Wheeling
February	Jesse Schultz, Columbia
	Jim Jackson, Gwinnett
March	Colin Hemingway, Peoria
	Tyler Rennette, Peoria

MEIGRAY ALUMNUS OF THE MONTH

October	Jamie McLennan, Calgary (Richmond)
November	David Aebischer, Colorado (Chesapeake/Wheeling)
December	Michael Ryder, Montreal (Tallahassee/Mississippi)
January	Tomas Vokoun, Nashville (Wheeling)
February	Manny Legace, Detroit (Richmond)

2002-03 ECHL AWARD WINNERS

PLAYER OF THE WEEK

Oct. 11-13	Brian McCullough, Reading
Oct. 14-20	Shawn McNeil, Louisiana
Oct. 21-27	Justin Morrison, Columbia
Oct. 28-Nov. 3	Nick Parillo, Toledo
Nov. 4-10	Brent Cullaton, Columbus
Nov. 11-17	Brad Church, Richmond
Nov. 18-24	Bruce Richardson, Louisiana
Nov. 25-Dec. 1	Kevin Brown, Florida
Dec. 2-8	Joe Cardarelli, Cincinnati
Dec. 9-15	Jim Baxter, Mississippi
Dec. 16-22	Dave Inman, Charlotte
Dec. 23-29	Ryan Murphy, Florida
Dec. 30-Jan. 5	Jason Bermingham, Arkansas
Jan. 6-12	Greg Day, Peoria
Jan. 13-19	Jade Galbraith, Atlantic City
Jan. 20-26	Adam Edinger, Trenton
Jan. 27-Feb. 2	Ryan Gaucher, Cincinnati
Feb. 3-9	Brad Church, Richmond
Feb. 10-16	Steffon Walby, Mississippi
Feb. 17-23	Marco Charpentier, Trenton
Feb. 24-Mar. 2	Nathan Robinson, Toledo
Mar. 3-9	Shawn Wansborough, Columbia
Mar. 10-16	Robin Carruthers, Columbia
Mar. 17-23	Shawn McNeil, Louisiana
Mar. 24-30	Dan Carlson, Roanoke

GOALTENDER OF THE WEEK

Oct. 11-13	Scott Stirling, Atlantic City
Oct. 14-20	Geoffrey Faulkner, Augusta
Oct. 21-27	Kirk Daubenspeck, South Carolina
Oct. 28-Nov. 3	Tyrone Garner, Jackson
Nov. 4-10	Mike Valley, Wheeling
Nov. 11-17	Maxime Gingras, Pensacola
Nov. 18-24	Scott Fankhouser, Reading
Nov. 25-Dec. 1	Daniel Berthiaume, Greensboro
Dec. 2-8	Greg Hewitt, Cincinnati
Dec. 9-15	Jamie Hodson, Greensboro
Dec. 16-22	Mathieu Chouinard, Peoria
Dec. 23-29	Rob Zepp, Florida
Dec. 30-Jan. 5	Adam Hauser, Jackson
Jan. 6-12	Cody Rudkowsky, Trenton
Jan. 13-19	Patrick Couture, Columbia
Jan. 20-26	Colin Zulianello, Augusta
Jan. 27-Feb. 2	Alfie Michaud, Peoria
Feb. 3-9	Andrew Allen, Trenton
Feb. 10-16	Kirk Daubenspeck, South Carolina
Feb. 17-23	Josh Blackburn, Columbia
Feb. 24-Mar. 2	Marc Magliarditi, Richmond
Mar. 3-9	Adam Hauser, Jackson
Mar. 10-16	Colin Zulianello, Charlotte
Mar. 17-23	Scott Fankhouser, Arkansas
Mar. 24-30	Sebastien Centomo, Greensboro

PLAYER OF THE MONTH

October	Steffon Walby, Mississippi
November	Bruce Richardson, Louisiana
December	Joe Cardarelli, Cincinnati
January	Jason Bermingham, Arkansas
February	Chris St. Croix, Columbia
March	Dominic Forget, Johnstown

GOALTENDER OF THE MONTH

October	Kirk Daubenspeck, South Carolina
November	Rob Zepp, Florida
December	Mathieu Chouinard, Peoria
January	Alfie Michaud, Peoria
February	Scott Meyer, Charlotte
March	Doug Teskey, Toledo

ROOKIE OF THE MONTH

October	Mike Glumac, Pee Dee
November	Jason Jaffray, Roanoke
December	Jason Jaffray, Roanoke
January	Jim Henkel, Atlantic City
February	Mike Scott, Mississippi
March	Matt Ellis, Toledo

PLUS PERFORMER OF THE MONTH

October	Matt W. Reid, Pee Dee
November	Mike Glumac, Pee Dee
December	Steffon Walby, Mississippi
January	Greg Day, Peoria
	Randy Rowe, Peoria
February	Bobby Brown, Louisiana
March	Chad Wilchynski, Charlotte

MEIGRAY ALUMNUS OF THE MONTH

October	Andrew Brunette, Minnesota (Hampton Roads)
November	Steve Shields, Boston (South Carolina)
December	Patrick Lalime, Ottawa (Hampton Roads)
January	Zac Bierk, Phoenix (Augusta)
February	Tomas Vokoun, Nashville (Wheeling)
March	Eric Boguniecki, St. Louis (Dayton)

2001-02 ECHL AWARD WINNERS

PLAYER OF THE WEEK

Oct. 12-14	Jeff Bes, Mississippi
Oct. 15-21	Garrett Prosofsky, Richmond
Oct. 22-28	Greg Pankewicz, Pensacola
Oct. 29-Nov. 4	J.F. Houle, New Orleans
Nov. 5-11	Cory Cyrenne, Louisiana
Nov. 12-18	Adam Edinger, New Orleans
Nov. 19-25	Chris Wells, Wheeling
Nov. 26-Dec. 2	Preston Mizzi, Dayton
Dec. 3-9	Brendan Brooks, Reading
Dec. 10-16	Adam Edinger, New Orleans
Dec. 17-23	Chris Bogas, Jackson
Dec. 27-30	Matt W. Reid, Pee Dee
Dec. 31-Jan. 6	Stefan Rivard, Atlantic City
Jan. 7-13	Simon Gamache, Greenville
Jan. 14-20	Dean Tiltgen, Pensacola
Jan. 21-27	Dany Bousquet, Pee Dee
Jan. 28-Feb. 3	Steffon Walby, Mississippi
Feb. 4-10	Tim Verbeek, Roanoke
Feb. 11-17	George Awada, New Orleans
Feb. 18-24	Dan Carlson, Johnstown
Feb. 25-Mar. 3	Bryan Richardson, Baton Rouge
Mar. 4-10	Nick Bootland, Cincinnati
Mar. 11-17	Jeff Johnstone, Roanoke
Mar. 18-24	Luke Curtin, Atlantic City
Mar. 25-31	Curtis Huppe, Cincinnati

GOALTENDER OF THE WEEK

Oct. 12-14	Dan Murphy, Trenton
Oct. 15-21	Steve Briere, Cincinnati
Oct. 22-28	Tyrone Garner, Greenville
Oct. 29-Nov. 4	Jody Lehman, South Carolina
Nov. 5-11	Scott Meyer, Charlotte
Nov. 12-18	David Brumby, Columbus
Nov. 19-25	Gregg Naumenko, Augusta
Nov. 26-Dec. 2	Frederic Cloutier, Louisiana
Dec. 3-9	Frederic Henry, Greensboro
Dec. 10-16	Jody Lehman, South Carolina
Dec. 17-23	Chris Madden, Macon
Dec. 27-30	Joey MacDonald, Toledo
Dec. 31-Jan. 6	Tyler MacKay, Wheeling
Jan. 7-13	Scott Stirling, Atlantic City
Jan. 14-20	Jason Saal, Arkansas
Jan. 21-27	Frederic Deschenes, Johnstown
Jan. 28-Feb. 3	Bryce Wandler, Charlotte
Feb. 4-10	Dan Murphy, Trenton
Feb. 11-17	Joel Laing, Wheeling
Feb. 18-24	Luc Belanger, Mississippi
Feb. 25-Mar. 3	Mike Tamburro, Jackson
Mar. 4-10	Jason Saal, Arkansas
	Joel Laing, Wheeling
Mar. 11-17	Sean Matile, Florida
Mar. 18-24	Paxton Schafer, New Orleans
Mar. 25-31	Tyler MacKay, Wheeling

PLAYER OF THE MONTH

October	Greg Pankewicz, Pensacola
November	Allan Sirois, Pee Dee
December	Eric Schneider, Johnstown
January	Eric Long, Arkansas
February	Dave Seitz, South Carolina
March	Francois Fortier, Mississippi

GOALTENDER OF THE MONTH

October	Marc Magliarditi, Louisiana
November	Frederic Cloutier, Louisiana
December	Jayme Platt, Greenville
January	Jayme Platt, Greenville
February	Dan Murphy, Trenton
March	Zac Bierk, Augusta

ROOKIE OF THE MONTH

October	Garrett Prosofsky, Richmond
November	Blake Evans, Peoria
December	Jayme Platt, Greenville
January	Simon Gamache, Greenville
February	Adam Dewan, Roanoke
March	Layne Ulmer, Charlotte

PLUS PERFORMER OF THE MONTH

October	Louis Dumont, Pensacola
November	Justin Harney, Charlotte
	Louis Dumont, Pensacola
December	Jeremy Brown, Wheeling
January	Chad Starling, Peoria
February	Aniket Dhadphale, Trenton
	Steve O'Brien, Trenton
	Colin Pepperall, Greenville
	Steve Rymsha, Greenville
March	Nick Bootland, Cincinnati

MEIGRAY ALUMNUS OF THE MONTH

October	Byron Dafoe, Boston (Hampton Roads)
November	Andrew Brunette, Minnesota (Hampton Roads)
December	Ruslan Fedotenko, Philadelphia (Trenton)
January	Alexander Khavanov, St. Louis (Birmingham/Raleigh)
February	Peter Laviolette, N.Y. Islanders (Wheeling)
March	Antti Laaksonen, Minnesota (Charlotte)

2000-01 ECHL AWARD WINNERS

PLAYER OF THE WEEK

Oct. 12-15	John Spoltore, Louisiana
Oct. 16-22	Mike Hurley, Charlotte
Oct. 23-29	Andrew Long, Tallahassee
Oct. 30-Nov. 5	Louis Dumont, Augusta
Nov. 6-12	Shawn Mamane, Peoria
Nov. 13-19	Richard Pitirri, Richmond
Nov. 20-26	Mark Turner, Mobile
Nov. 27-Dec. 3	Jamie O'Leary, Wheeling
Dec. 4-10	Chris Valicevic, Louisiana
Dec. 11-17	Andrew Long, Tallahassee
Dec. 18-24	Ryan Fultz, New Orleans
Dec. 25-31	Sal Manganaro, Greensboro
Jan. 1-7	Eric Schneider, Johnstown
Jan. 8-14	Andrew Williamson, Toledo
Jan. 15-21	Curtis Huppe, Greensboro
Jan. 22-28	Mathieu Benoit, Charlotte
Jan. 29-Feb. 4	Curtis Huppe, Greensboro
Feb. 5-11	Andrew Williamson, Toledo
Feb. 12-18	Lee Jinman, Arkansas
Feb. 19-25	Tom Buckley, Florida
Feb. 26-Mar. 4	Lars Pettersen, Augusta
Mar. 5-11	Buddy Wallace, South Carolina
Mar. 12-18	Reggie Berg, Florida
Mar. 19-25	Jamie Ling, Dayton
Mar. 26-Apr. 1	Paul Vincent, Augusta

GOALTENDER OF THE WEEK

Oct. 12-15	Chuck Thuss, Mississippi
Oct. 16-22	Daniel Berthiaume, Roanoke
Oct. 23-29	Brian Leitza, Baton Rouge
Oct. 30-Nov. 5	Erasmo Saltarelli, Greensboro
Nov. 6-12	Jeff Salajko, Arkansas
Nov. 13-19	Jason Saal, Louisiana
Nov. 20-26	Dave Gagnon, Roanoke
Nov. 27-Dec. 3	Scott Stirling, Trenton
Dec. 4-10	Chuck Thuss, Mississippi
	Brian Leitza, Baton Rouge
Dec. 11-17	Sergei Naumov, Greensboro
Dec. 18-24	Nick Vitucci, Greenville
Dec. 25-31	Frederic Deschenes, Johnstown
Jan. 1-7	Paxton Schafer, Baton Rouge
Jan. 8-14	Sandy Allan, Pee Dee
Jan. 15-21	Mark Bernard, Toledo
Jan. 22-28	Daniel Berthiaume, Roanoke
Jan. 29-Feb. 4	Joel Laing, Wheeling
Feb. 5-11	Erasmo Saltarelli, Augusta
Feb. 12-18	Judd Lambert, Augusta
	Tyrone Garner, Greenville
Feb. 19-25	Tyrone Garner, Greenville
Feb. 26-Mar. 4	Kenric Exner, Wheeling
Mar. 5-11	Ron Vogel, New Orleans
Mar. 12-18	Tyrone Garner, Greenville
Mar. 19-25	Andrew Allen, Dayton
Mar. 26-Apr. 1	Jason LaBarbera, Charlotte

PLAYER OF THE MONTH

October	Jay Murphy, Louisiana
November	Bobby Russell, Jackson
December	Andrew Long, Tallahassee
January	Andrew Williamson, Toledo
February	Andrew Williamson, Toledo
March	Scott Morrow, Augusta

GOALTENDER OF THE MONTH

October	Jeff Salajko, Arkansas
November	Kirk Daubenspeck, South Carolina
December	Jody Lehman, South Carolina
January	Sandy Allan, Pee Dee
February	Tyrone Garner, Greenville
March	Jason Saal, Louisiana

ROOKIE OF THE MONTH

October	Reg Bourcier, Augusta
November	Mathieu Benoit, Charlotte
December	Scott Stirling, Trenton
January	Mathieu Benoit, Charlotte
February	Adam Dewan, Roanoke
March	Cory Larose, Jackson

PLUS PERFORMER OF THE MONTH

October	Vince Williams, Trenton
November	Louis Dumont, Augusta
December	Jay Murphy, Louisiana
January	Jonathon Shockey, Jackson
February	B.J. Adams, Toledo
	Dane Litke, Baton Rouge
March	Tom Nemeth, Dayton

1999-2000 ECHL AWARD WINNERS

PLAYER OF THE WEEK

Oct. 14-17	Dany Bousquet, Pee Dee
Oct. 18-24	Scott Kirton, Greenville
Oct. 25-31	Jamie Pegg, Huntington
Nov. 1-7	Jarrett Whidden, Arkansas
Nov. 8-14	Andrew Williamson, Toledo
Nov. 15-21	Jamey Hicks, Birmingham
Nov. 22-28	Jay Murphy, Louisiana
Nov. 29-Dec. 5	Wes Mason, Augusta
Dec. 6-12	Danny Reja, Jacksonville
Dec. 13-19	Ryan Kraft, Richmond
Dec. 20-26	Ryan Kraft, Richmond
Dec. 27-Jan. 2	Ritchie Bronilla, Jacksonville
Jan. 3-9	Chris Valicevic, Louisiana
Jan. 10-23	Trevor Wasyluk, Peoria
Jan. 24-30	Dave Paradise, Mississippi
Jan. 31-Feb. 6	Adam Calder, South Carolina
Feb. 7-13	Jason Elders, Mobile
Feb. 14-20	John Spoltore, Louisiana
Feb. 21-27	Jeff Lazaro, New Orleans
Feb. 28-Mar. 5	John Parco, Hampton Roads
Mar. 6-12	Jay Murphy, Louisiana
Mar. 13-19	Tom Buckley, Florida
Mar. 20-26	Jay Murphy, Louisiana
Mar. 27-Apr. 2	Andrew Shier, Richmond

GOALTENDER OF THE WEEK

Oct. 14-17	Sean Matile, Richmond
Oct. 18-24	Frederic Deschenes, Johnstown
Oct. 25-31	Scott Roche, Birmingham
Nov. 1-7	Jan Lasak, Hampton Roads
Nov. 8-14	David Brumby, Jackson
Nov. 15-21	Marc Magliarditi, Florida
Nov. 22-28	Pascal Gasse, Wheeling
Nov. 29-Dec. 5	David Brumby, Jackson
Dec. 6-12	Matt Eisler, Greensboro
Dec. 13-19	Scott Bailey, Charlotte
Dec. 20-26	Sylvain Daigle, Mississippi
Dec. 27-Jan. 2	Daniel Berthiaume, Roanoke
Jan. 3-9	Jan Lasak, Hampton Roads
Jan. 10-23	Bujar Amidovski, Trenton
Jan. 24-30	Scott Bailey, Charlotte
Jan. 31-Feb. 6	Jody Lehman, South Carolina
Feb. 7-13	Alex Westlund, Dayton
Feb. 14-20	Matt Eisler, Greensboro
Feb. 21-27	Doug Bonner, New Orleans
Feb. 28-Mar. 5	Taras Lendzyk, Trenton
Mar. 6-12	David Brumby, Jackson
Mar. 13-19	Alex Westlund, Dayton
Mar. 20-26	Scott LaGrand, Pensacola
Mar. 27-Apr. 2	Sandy Allan, Pee Dee

PLAYER OF THE MONTH

October	John Spoltore, Louisiana
November	Jamie Ling, Dayton
December	Ryan Kraft, Richmond
January	Andrew Williamson, Toledo
February	John Spoltore, Louisiana
March	Jay Murphy, Louisiana

GOALTENDER OF THE MONTH

October	Dennis Bassett, Richmond
November	David Brumby, Jackson
December	Doug Bonner, New Orleans
January	Duane Derksen, Peoria
February	Chad Alban, Mobile
March	Taras Lendzyk, Trenton

ROOKIE OF THE MONTH

October	Sean Matile, Richmond
November	Jan Lasak, Hampton Roads
December	Jeff Maund, Florida
January	James Desmarais, Peoria
February	Adam Calder, South Carolina
March	Reggie Berg, Florida

1998-99 ECHL AWARD WINNERS

PLAYER OF THE WEEK

Oct. 15-18	Jaroslav Obsut, Augusta
Oct. 19-25	J.F. Aube, Charlotte
Oct. 26-Nov. 1	John Spoltore, Louisiana
Nov. 2-8	Pavel Smirnov, Tallahassee
Nov. 9-15	Don Parsons, Louisiana
Nov. 16-22	Bobby Brown, Dayton
Nov. 23-29	Dave Seitz, South Carolina
Nov. 30-Dec. 6	Patrick Rochon, Mississippi
Dec. 7-13	Bret Meyers, Columbus
Dec. 14-20	Kelly Hurd, Mississippi
Dec. 21-27	Louis Dumont, Louisiana
Dec. 28-Jan. 3	Jim Bermingham, Huntington
Jan. 4-17	Cail MacLean, Jacksonville
Jan. 18-24	Martin Sychra, Charlotte
Jan. 25-31	Don Parsons, Louisiana
Feb. 1-7	Shannon Basaraba, Charlotte
Feb. 8-14	Lars Pettersen, Augusta
Feb. 15-21	Hugh Hamilton, Florida
Feb. 22-28	Tim Ferguson, Florida
Mar. 1-7	Patrick Nadeau, Birmingham
Mar. 8-14	Russ Guzior, Mobile
Mar. 15-21	Darryl LaFrance, New Orleans
Mar. 22-28	J.F. Aube, Charlotte
Mar. 29-Apr. 4	Peter Geronazzo, Pee Dee

GOALTENDER OF THE WEEK

Oct. 15-18	Frederic Deschenes, Birmingham
Oct. 19-25	Bujar Amidovski, Louisiana
Oct. 26-Nov. 1	Maxime Gingras, Richmond
Nov. 2-8	Steve Valiquette, Hampton Roads
Nov. 9-15	Nick Vitucci, Greenville
Nov. 16-22	Blaine Russell, Huntington
	Chad Alban, Mobile
Nov. 23-29	Marc Magliarditi, Florida
Nov. 30-Dec. 6	Kirk Daubenspeck, Jacksonville
Dec. 7-13	Brent Belecki, Miami
Dec. 14-20	Jeff Salajko, Columbus
Dec. 21-27	Brent Belecki, Miami
Dec. 28-Jan. 3	Daniel Berthiaume, Roanoke
Jan. 4-17	Mike Tamburro, Chesapeake
Jan. 18-24	Maxime Gingras, Richmond
Jan. 25-31	Steve Valiquette, Hampton Roads
Feb. 1-7	Scott LaGrand, Tallahassee
Feb. 8-14	Maxime Gingras, Richmond
Feb. 15-21	Christian Soucy, Baton Rouge
Feb. 22-28	Jody Lehman, South Carolina
Mar. 1-7	Jordan Willis, Baton Rouge
Mar. 8-14	Igor Karpenko, Johnstown
Mar. 15-21	Sandy Allan, Pee Dee
Mar. 22-28	Brian Regan, Dayton
Mar. 29-Apr. 4	Travis Scott, Mississippi

PLAYER OF THE MONTH

October	Andrew Williamson, Toledo
November	Dave Seitz, South Carolina
December	Xavier Majic, Jacksonville
January	John Spoltore, Louisiana
February	Lars Pettersen, Augusta
March	Dany Bousquet, Pee Dee

GOALTENDER OF THE MONTH

October	David Brumby, Wheeling
November	Bujar Amidovski, Louisiana
December	Matt Mullin, Toledo
January	Steve Valiquette, Hampton Roads
February	Marc Magliarditi, Florida
March	Maxime Gingras, Richmond

ROOKIE OF THE MONTH

October	Jonas Soling, Augusta
November	Bujar Amidovski, Louisiana
December	Karol Bartanus, Mississippi
January	Steve Valiquette, Hampton Roads
February	Jody Lehman, South Carolina
March	Kaleb Toth, Chesapeake

1997-98 ECHL AWARD WINNERS

PLAYER OF THE WEEK

Oct. 16-19	Dave Paradise, Peoria
Oct. 20-26	Kevin Brown, Toledo
Oct. 27-Nov. 2	Jean-Guy Trudel, Peoria
Nov. 3-9	Jeff Lazaro, New Orleans
Nov. 10-16	Eric Boguniecki, Dayton
Nov. 17-23	Don Parsons, Louisiana
Nov. 24-30	Sheldon Gorski, Louisville
Dec. 1-7	Brian Ridolfi, Dayton
Dec. 8-14	Rob Bonneau, Hampton Roads
Dec. 15-21	Marty Wilford, Columbus
Dec. 22-28	Kelly Hultgren, Pensacola
Dec. 29-Jan. 4	Carl Fleury, Johnstown
Jan. 5-11	Mike Barrie, Birmingham
Jan. 12-18	Dany Bousquet, Birmingham
Jan. 19-25	Alex Matvichuk, Wheeling
Jan. 26-Feb. 1	Jamey Hicks, Birmingham
Feb. 2-8	Jamey Hicks, Birmingham
Feb. 9-15	Matt Garzone, Wheeling
Feb. 16-22	Chris Lipsett, Roanoke
Feb. 23-Mar. 1	Scott King, New Orleans
Mar. 2-8	David Vallieres, Peoria
Mar. 9-15	Gary Roach, Louisiana
Mar. 16-22	Kevin Hilton, Mobile
Mar. 23-29	Brent Cullaton, Peoria

GOALTENDER OF THE WEEK

Oct. 16-19	Mike Lenarduzzi, Mobile
Oct. 20-26	Doug Bonner, Louisiana
Oct. 27-Nov. 2	Sebastien Charpentier, Hampton Roads
Nov. 3-9	David Arsenault, Toledo
Nov. 10-16	Sean Gauthier, Pensacola
Nov. 17-23	Cory Cadden, South Carolina
Nov. 24-30	Tripp Tracy, Richmond
Dec. 1-7	Chad Lang, Huntington
Dec. 8-14	Travis Scott, Baton Rouge
Dec. 15-21	Jeff Heil, Charlotte
Dec. 22-28	Chris Wickenheiser, Huntington
Dec. 29-Jan. 4	Nick Vitucci, Toledo
Jan. 5-11	Paxton Schafer, Charlotte
Jan. 12-18	Jason Saal, Hampton Roads
Jan. 19-25	Luciano Caravaggio, Pee Dee
Jan. 26-Feb. 1	Brad Guzda, Mississippi
Feb. 2-8	Sandy Allan, Pee Dee
Feb. 9-15	Chuck Thuss, Mobile
Feb. 16-22	Jeff Salajko, Columbus
Feb. 23-Mar. 1	Kirk Daubenspeck, Jacksonville
Mar. 2-8	Doug Bonner, Louisiana
Mar. 9-15	Cory Cadden, South Carolina
Mar. 16-22	Jeff Heil, Charlotte
Mar. 23-29	Sebastien Charpentier, Hampton Roads

PLAYER OF THE MONTH

October	Jean-Guy Trudel, Peoria
November	Kory Karlander, Raleigh
December	Jamey Hicks, Birmingham
January	Jamey Hicks, Birmingham
February	Derek Clancey, Chesapeake
March	David Vallieres, Peoria

GOALTENDER OF THE MONTH

October	Lance Leslie, Louisville
November	Chuck Thuss, Mobile
December	Doug Bonner, Louisiana
January	Nick Vitucci, Toledo
February	Jeff Salajko, Columbus
March	Doug Bonner, Louisiana

ROOKIE OF THE MONTH

October	Eric Boguniecki, Dayton
November	Andrew Williamson, Toledo
December	Rob Bonneau, Hampton Roads
January	Sean Venedam, Toledo
February	Cail MacLean, Jacksonville
March	David Vallieres, Peoria

1996-97 ECHL AWARD WINNERS

PLAYER OF THE WEEK

Oct. 28-Nov. 3	J.P. McKorsie, South Carolina
Nov. 4-10	Glen Metropolit, Pensacola
Nov. 11-17	Sylvain Daigle, Mississippi
Nov. 25-Dec. 1	Dave Hymovitz, Columbus
Dec. 2-8	Chris Phelps, Hampton Roads
Dec. 9-15	Ryan Savoia, Johnstown
Dec. 23-29	Victor Gervais, Hampton Roads
Dec. 30-Jan. 5	Christian Soucy, Baton Rouge
Jan. 6-12	Darren Maloney, Peoria
Jan. 19-26	Mike Pomichter, Jacksonville
Jan. 27-Feb. 1	Mike Pomichter, Jacksonville
Feb. 2-8	Dany Bousquet, Birmingham
Feb. 9-16	Steve Roberts, Dayton
	Marty Flichel, Dayton
Feb. 17-23	Ed Courtenay, South Carolina
Feb. 24-Mar. 2	Louis Dumont, Louisiana
Mar. 3-9	Steve Roberts, Dayton
Mar. 10-16	Martin LePage, Wheeling
Mar 17-23	Steve Gibson, Wheeling
Mar 24-30	Darryl Paquette, Hampton Roads

PLAYER OF THE MONTH

October	David Goverde, Toledo
November	Mike Ross, South Carolina
December	Derek Herlofsky, Dayton
January	Rob Laurie, Huntington
February	Marc Delorme, Louisiana
March	Steve Gibson, Wheeling

1995-96 ECHL AWARD WINNERS

PLAYER OF THE MONTH

November	Trevor Jobe, Johnstown
December	Bob Berg, Louisiana
January	David Goverde, Toledo
February	Hugo P. Belanger, Nashville
March	Brad Mullahy, Raleigh

SECTION 7

ALL-TIME LEADERS

Photo courtesy Wichita Thunder

Matt Register retired following the 2025-26 season. He ranks fourth all-time in ECHL history - and first among defensemen - with 432 assists, while his 550 career points are tied for 19th overall.

	Player	Team(s)	Seasons	Games	Goals	Goals Per Game
1.	Goldie, Wes	PD/VIC/AK	11	697	370	0.531
2.	Taylor, Rod	HRD/RMD/RNK/SC/PEO/TOL	12	678	368	0.543
3.	Dumont, Louis	TAL/WHL/LA/MIS/AUG/PEN/UTA	11	771	325	0.422
4.	Jobe, Trevor	HRD/RMD/NSH/RAL/JHN/TAL/BR	7	353	325	0.921
5.	Colbourne, Darren	DAY/RMD/RAL/AUG	7	420	323	0.769
6.	Gorski, Sheldon	LOU/MIA/PEN	8	471	316	0.670
7.	Schwartz, Darren	JHN/WS/WHL/TAL	8	490	313	0.639
8.	Taylor, Justin	TRE/IDH/KAL/TUL/FW/ADK	16	935	310	0..332
9.	Noren, Darryl	CHR/GBM	10	549	295	0.537
10.	Murphy, Jay	LA/RMD/GBO	9	447	268	0.600
11.	Bousquet, Dany	BRM/HRD/PD	7	389	254	0.653
12.	Berger, Phil	GBM/CHR/RAL/HRD	9	365	251	0.688
13.	Sirois, Allan	BR/JAX/PD/GRV/TEX	11	687	249	0.362
14.	Parsons, Don	NSH/TAL/JHN/BR/LA	7	377	248	0.658
15.	Rowe, Randy	PEO/JHN/CHR/TRE/TOL	12	622	236	0.379
16.	Bermingham, Jim	TOL/WHL/HNT/JCK/PEN	9	500	226	0.452
	Elders, Jason	MOB	7	438	226	0.516
18.	Hawkins, Brandon	WHL/FW/TOL	7	412	225	0.546
	Williamson, Andrew	COH/DAY/TOL/AUG	6	336	225	0.670
20.	MacLean, Cail	JAX/TRE/REA/SC	9	474	224	0.473

Top 20 All-Time Assists Leaders

	Player	Team(s)	Seasons	Games	Assists	Assists Per Game
1.	Dumont, Louis	TAL/WHL/LA/MIS/AUG/PEN/UTA	11	771	566	0.734
2.	Pelech, Michael	ONT/TOL/CIN/UTA/NOR/REA/GRN/ WHL/IND/ATL	14	884	478	0.541
3.	Valicevic, Chris	GBM/LA	9	590	460	0.780
4.	Register, Matt	ONT/ATL/ALN/COL/TOL/IDH	13	687	432	0.629
5.	Noren, Darryl	CHR/GBM	10	549	390	0.710
	Spoltore, John	LA	6	341	390	1.144
7.	Costello, Chad	TEX/COL/ONT/ALN	8	375	389	1.037
8.	Curtin, Luke	BR/ATC/FRE	9	507	384	0.757
9.	Seitz, Dave	SC	8	489	370	0.757
	Pierro-Zabotel, Casey	WHL/CIN/BAK/GWT/FLA/ALN/COL/ADK	11	621	370	0.596
11.	Clancey, Derek	WS/TOL/ERIE/COH/CHS	7	391	367	0.939
	Ftorek, Sam	MOB/AUG/GBO/GWT/FRE/CIN/KAL/NOR	15	859	367	0.427
13.	Woods, Bob	JHN/HRD/MOB/TAL/MIS	10	599	364	0.608
14.	Tifu, Yannick	PHX/DAY/FLA/ELM/VIC/CHI/REA/BRM	9	526	363	0.690
15.	Bermingham, Jim	TOL/WHL/HNT/JCK/PEN	9	500	362	0.724
16.	Ling, Jamie	MOB/BR/CHS/DAY	7	480	352	0.733
17.	Berger, Phil	GBM/CHR/RAL/HRD	9	365	348	0.953
18.	Sirois, Allan	BR/JAX/PD/GRV/TEX	11	687	345	0.502
	Nemeth, Tom	DAY/SC/TOL	11	473	345	0.729
20.	Bertoli, Scott	TRE	8	507	344	0.679
	Craievich, Dave	BRM/CIN/MOB	9	516	344	0.666

Top 20 All-Time Point Leaders

	Player	Team(s)	Seasons	Games	Goals	Assists	Points	Points Per Game
1.	Dumont, Louis	TAL/WHL/LA/MIS/AUG/PEN/UTA	11	771	325	566	891	1.155
2.	Taylor, Rod	HRD/RMD/RNK/SC/PEO/TOL	12	678	368	321	689	1.016
3.	Pelech, Michael	ONT/TOL/CIN/UTA/NOR/REA/GRN/ WHL/IND/ATL	14	884	208	478	686	0.776
4.	Noren, Darryl	CHR/GBM	10	549	295	390	685	1.248
5.	Jobe, Trevor	HRD/RMD/NSH/RAL/JHN/TAL/BR	7	352	324	310	634	1.804
6.	Valicevic, Chris	GBM/LA	9	590	151	460	611	1.036
7.	Taylor, Justin	TRE/IDH/TUL/KAL/FW/ADK	16	935	310	300	610	0.652
8.	Gorski, Sheldon	LOU/MIA/PEN	8	471	316	292	608	1.291
9.	Goldie, Wes	PD/VIC/AK	11	697	370	235	605	0.868
10.	Berger, Phil	GBM/CHR/RAL/HRD	9	365	251	348	599	1.641
11.	Sirois, Allan	BR/JAX/PD/GRV/TEX	11	687	249	345	594	0.865
12.	Bermingham, Jim	TOL/WHL/HNT/JCK/PEN	9	500	226	362	588	1.176
13.	Seitz, Dave	SC	8	489	217	370	587	1.200
14.	Curtin, Luke	BR/ATC/FRE	9	507	193	384	577	1.138
15.	Schwartz, Darren	JHN/WS/WHL/TAL	8	490	313	258	571	1.165
17.	Colbourne, Darren	DAY/RMD/RAL/AUG	7	420	323	244	567	1.350
18.	Costello, Chad	TEX/COL/ONT/ALN	8	375	172	389	561	1.496

	Player	Team(s)	Seasons	Games	PIMs	Per Game
1.	Hunt, Garet	STK/AK/JAX/WHL/SC	13	776	2807	3.62
2.	Brown, Cam	BR/COH/ERIE/GWT	13	789	2425	3.07
3.	Goudie, Brian	HRD/PD/RMD/FLA	11	598	2253	3.77
4.	Clarke, Jason	CHR/ERIE/RNK/BRM/TAL/PEN/MOB	8	320	2246	7.02
5.	Senn, Trevor	WS/WHL/GBM/RMD/SC	8	307	2183	7.11
6.	Galbraith, Lance	AUG/DAY/IDH/AK/UTA	8	467	2104	4.51
7.	Huxley, Adam	AK/LV/VIC/STK/IDH	11	542	2073	3.82
8.	Bechard, Jerome	BRM/CGA	5	407	1753	4.31
9.	Schwartz, Darren	JHN/WS/WHL/TAL	8	490	1739	3.55
10.	White, Kam	SC/MIS/JHN/JAX/NO/GRV/CHS/ TRE/ATC/FRE/BAK	10	456	1654	3.63
11.	Stewart, Dave	JCK/REA	5	332	1521	4.58
12.	Downey, Jason	DAY/NO	6	323	1486	4.60
13.	Reynolds, T.J.	WHL/CHR/GRN	7	416	1477	3.55
14.	Zahn, Teigan	STK/UTA/COL	9	479	1459	3.05
15.	Thompson, Chris M.	AUG/GBO/DAY/LA/TRE/GWT/CBA	9	464	1456	3.14
16.	Cava, Chris	TOL/RNK/MIS/CBA/SDG/TRE/PHO/GWT	8	444	1430	3.22
17.	Rivard, Stefan	ATC/BRM/COH	8	475	1422	2.99
18.	Bootland, Darryl	TOL/KAL/COL/ORL	7	329	1417	4.31
19.	Maxwell, Roger	MIS/LA	5	225	1403	6.24
20.	Pelech, Michael	ONT/TOL/CIN/UTA/NOR/REA/GRN WHL/IND/ATL	14	884	1362	1.54

Top 20 All-Time Games Played Leaders

	Player	Team(s)	Seasons	Games
1.	Taylor, Justin	TRE/IDH/TUL/KAL/FW/ADK	16	935
2.	Pelech, Michael	ONT/TOL/CIN/UTA/NOR/REA/GRN/WHL/IND/ATL	14	884
3.	Ftorek, Sam	MOB/AUG/GBO/GWT/FRE/CIN/KAL/NOR	15	859
4.	Brown, Cam	BR/COH/ERIE/GWT	13	789
5.	Hunt, Garet	STK/AK/JAX/WHL/SC	13	776
6.	Dumont, Louis	TAL/WHL/LA/MIS/AUG/PEN/UTA	12	771
7.	Goldie, Wes	PD/VIC/AK	11	697
8.	Register, Matt	ONT/ATL/ALN/COL/TOL/IDH	13	687
	Sirois, Allan	BR/JAX/PD/GRV/TEX	11	687
10.	Taylor, Rod	HRD/RMD/RNK/SC/PEO/TOL	12	678
11.	Collins, Anthony	SC/QC/RC/IND/ATL/KC/NOR/KAL/SAV/TAH	13	663
12.	Bushee, Kyle	CIN/JHN/WHL/ELM/TOL/KAL	11	660
13.	Nelson, Logan	QC/WIC/RC/NOR/ORL/IND/ATL/TAH/GSO	11	627
14.	Rowe, Randy	PEO/JHN/CHR/TOL/TRE	12	622
15.	Pierro-Zabotel, Casey	WHL/CIN/BAK/GWT/FLA/ALN/COL/ADK	11	621
16.	Nesbitt, Derek	IDH/TOL/GWT/ATL	11	615
17,	Vaive, Justin	CIN/GVL/FW	13	601
18.	Woods, Bob	JHN/HRD/MOB/TAL/MIS	10	599
19.	Goudie, Brian	HRD/PD/RMD/FLA	11	598
20.	White, A.J.	ATL/UTA/IDH	9	569

	Player	Team(s)	Seasons	GP	Wins
1.	Vitucci, Nick	CAR/WS/GBM/HRD/TOL/CHR/GRV	14	479	265
2.	Nagle, Pat	FLA/IDH/FW/TOL/REA	11	373	223
3.	Magliarditi, Marc	COH/FLA/LA/RMD/LV	10	366	217
4.	Berthiaume, Daniel	RNK/WHL/GBO	9	364	201
5.	Martin, Joel	CBS/TRE/ELM/AUG/KAL	10	394	200
6.	Saal, Jason	SC/HRD/PEO/LA/DAY/ARK/AUG	10	455	173
7.	Gagnon, Dave	HRD/RNK/TOL	9	272	155
8.	Johnson, Cam	ADK/FLA	8	253	154
9.	Gill, Riley	VIC/KAL/REA/ALN	9	245	147
10.	Cadden, Cory	KNX/DAY/PEO/SC/PD	8	294	146
11.	Houser, Michael	CIN/MAN/FW/JAX	9	251	144
12.	Milner, Parker	STK/QC/MO/SC	7	245	143
13.	Daubenspeck, Kirk	CHS/JAX/SC	8	236	141
14.	Allan, Sandy	LVL/PD/RMD	7	255	137
15.	Coleman, Gerald	JHN/AUG/PHX/TRE/AK	8	229	134
16.	Salajko, Jeff	COH/PEO/REA/ARK/CHR	7	271	132
17.	Stirling, Scott	ATC/PEO/TRE/FRE	6	215	129
18.	Jakaitis, Jeff	CBA/CHR/GWT/SC	7	231	128
19.	Ouellette, Martin	REA/FLA/ORL/ATL/UTA	6	206	122
20.	Brumby, David	COH/WHL/CGA/JCK/PD/AUG/SC/VIC	8	281	121

Top 20 Career Regular Season Goals-Against Average (Minimum 50 Games)

	Player	Team(s)	Seasons	GP	GAA
1.	Zapolski, Ryan	KAL/TOL/GWT/SC	2	55	1.84
2.	Sholl, Tomas	ADK/IDH	3	99	2.07
3.	Brust, Barry	REA/FLA	3	64	2.13
4.	Sanford, Curtis	PEO	2	51	2.17
5.	McKenna, Mike	LV	2	63	2.18
6.	MacIntyre, Drew	TOL/REA	4	56	2.19
7.	Johnson, Cam	ADK/FLA	8	253	2.22
8.	Grubauer, Philipp	SC/REA	2	69	2.25
9.	Gauthier, Taylor	WHL	4	124	2.26
10.	Michaud, Alfie	REA/PEO/UTA	4	129	2.27
11.	Roy, Olivier	STK/AK/IDH	4	109	2.29
12.	Bobkov, Igor	UTA	2	63	2.32
13.	Eisele, Seth	SC	2	60	2.33
14.	Lamoureux, J.P.	AK/UTA	2	71	2.34
15.	Jakaitis, Jeff	CBA/CHR/GWT/SC	8	232	2.36
	Desjardins, Cedrick	CIN/MAN/IND	3	73	2.36
	Doyle, Frank	IDH/CHR/AK	2	73	2.36
	Khudobin, Anton	TEX/FLA	2	60	2.36
19.	Gahagen, Parker	NFL/UTA/FLA/JAX/REA/WOR	7	161	2.37
20.	Christopolous, Billy	SC/IND/TOL	3	58	2.40

Top 10 Career Regular Season Shutouts

	Player	Team(s)	Seasons	GP	SO
1.	Jakaitis, Jeff	CBA/CHR/GWT/SC	8	232	25
	Magliarditi, Marc	COH/FLA/LA/RMD/LV	10	366	25
3.	Johnson, Cam	ADK/FLA	8	253	20
	Saal, Jason	SC/HRD/PEO/LA/DAY/ARK/AUG	10	455	20
5.	Milner, Parker	STK/QC/MO/SC	7	245	19
6.	Gill, Riley	VIC/KAL/REA/ALN	9	245	18
	Berthiaume, Daniel	RNK/WHL/GBO	9	364	18
	Nagle, Pat	FLA/IDH/FW/TOL/REA	11	373	18
8.	Westlund, Alex	CHR/CIN/DAY/TOL/TRE/WHL	7	199	15
	Coleman, Gerald	JHN/AUG/PHX/TRE/AK	8	229	15
	Cloutier, Frederic	LA/PEN	5	156	15
	Stirling, Scott	ATC/PEO/TRE/FRE	6	215	15
	Martin, Joel	CGA/TRE/ELM/KAL	9	394	15

RANK	WINNER	LOSER	YEAR	ROUND	SERIES	PTS. DIFF
1.	Louisville (40)	Knoxville (94)*	1994	First	2-1	54
2.	Birmingham (56)	Wheeling (97)*	1995	First	3-0	41
3.	Jackson (77)	Louisiana (116)*	2002	First	3-2	39
4.	Columbia (77)	Texas (115)	2008	Division Semifinals	3-0	38
5.	Augusta (73)	Florida (108)*	2000	Conference Quarterfinals	3-2	35
6.	Jacksonville (74)	Richmond (105)*	1996	Second	3-1	31
	Louisville (66)	Knoxville (97)*	1991	Division Semifinals	3-0	31
8.	Jacksonville (74)	Toledo (104)	1996	Semifinals	3-2	30
9.	Orlando (75)	South Carolina (104)	2018	Division Semifinals	4-0	29
10.	Alaska (82)	San Diego (108)*	2004	Division Semifinals	3-0	26

* - Brabham Cup winner

TOP 10 SINGLE-SEASON POINT INCREASES

RANK	TEAM	YEAR	POINTS	YEAR	POINTS	INCREASE
1.	Toledo	2014-15	107	2013-14	49	+58
2.	Greenville	2003-04	33	2004-05	83	+50
	Knoxville	1992-93	44	1993-94	94	+50
4.	Allen	2024-25	43	2025-26	92	+49
	Knoxville	1989-90	48	1990-91	97	+49
	Greenville	2009-10 *	47	2010-11	96	+49
7.	Wheeling	2002-03	59	2003-04	106	+47
8.	Texas	2004-05	45	2006-07	91	+46
9.	Idaho	2022-23	119	2021-22	75	+44
	Missouri	2015-16	109	2014-15	65	+44
	Long Beach	2003-04	51	2004-05	95	+44

* Team played 2009-10 season as Johnstown Chiefs before moving to Greenville for 2010-11

TOP 10 SINGLE-SEASON POINT DECREASES

RANK	TEAM	YEAR	POINTS	YEAR	POINTS	DECREASE
1.	Pensacola	2004-05	107	2005-06	49	-58
2.	Knoxville	1990-91	97	1991-92	48	-49
3.	Toledo	2002-03	104	2003-04	57	-47
	Adirondack	2023-24	97	2024-25	57	-40
5.	Louisiana	2003-04	98	2004-05	58	-40
6.	Winston-Salem	1989-90	82	1990-91	43	-39
	Johnstown	2003-04	97	2004-05	58	-39
8.	Elmira	2015-16	79	2016-17	42	-37
	Raleigh	1993-94	89	1994-95	52	-37
10.	Tallahassee	1996-97	86	1997-98	50	-36
	Birmingham	1993-94	92	1994-95	56	-36

30-WIN SEASONS

RANK	GOALTENDER	YEAR	WINS
1.	Brian Eklund, Pensacola	03-04	38
	Mark Michaud, Hampton Roads	93-94	38
3.	Pat Nagle, Toledo	17-18	37
	Trevor Koenig, San Diego	03-04	37
5.	Joel Martin, Kalamazoo	15-16	36
	Steve Silverthorn, Idaho	06-07	36
	Matt Underhill, Alaska	05-06	36
	Kirk Daubenspeck, South Carolina	02-03	36
	Jan Lasak, Hampton Roads	99-00	36
	Doug Bonner, Louisiana	97-98	36
	Marc Delorme, Louisiana	96-97	36
12.	Jeff Salajko, Columbus (Ohio)	96-97	35
	Darryl Paquette, Hampton Roads	96-97	35
	Nick Vitucci, Toledo	94-95	35
15.	Jake Patereson, Toledo	16-17	34
	Marc Magliarditi, Las Vegas	05-06	34
	Dave Gagnon, Roanoke	96-97	34
18.	Martin Ouellette, Florida	17-18	33
	Riley Gill, Allen	14-15	33
	Jean-Philippe Lamoureux, Alaska	08-09	33
	Andy Franck, Wheeling	05-06	33
22.	Riley Gill, Allen	16-17	32
	Jeff Lerg, Toledo	14-15	32
	Matthew Yeats, Texas	06-07	32
	Sean Fields, Gwinnett	05-06	32

RANK	GOALTENDER	YEAR	WINS
	Nick Vitucci, Charlotte	95-96	32
	Craig Brown, Nashville	95-96	32
	Mike Williams, Toledo	91-92	32
35.	Cam Johnson, Florida	25-26	31
	Anthony Peters, Florida	16-17	31
	Joel Martin, Kalamazoo	12-13	31
	Kyle Jones, Colorado	11-12	31
	Davis Parley, South Carolina	06-07	31
	Scott Stirling, Atlantic City	03-04	31
	Doug Teskey, Toledo	02-03	31
	Olie Sundstrom, Wheeling	96-97	31
	Sean Gauthier, South Carolina	95-96	31
	Mark Richards, Tallahassee	94-95	31
45.	Joel Martin, Kalamazoo	14-15	30
	Kevin Carr, Tulsa	14-15	30
	Joe Fallon, Las Vegas	11-12	30
	Gerald Coleman, Alaska	10-11	30
	Ryan Nie, Kalamazoo	10-11	30
	Ryan Munce, Bakersfield	05-06	30
	Andrew Allen, Trenton	04-05	30
	Greg Gardner, Mississippi	03-04	30
	Daniel Berthiaume, Greensboro	02-03	30
	Alex Westlund, Cincinnati	01-02	30
	Jayme Platt, Greenville	01-02	30
	Dan Murphy, Trenton	01-02	30

RANK	PLAYER	YEAR	GAMES	GOALS	ASSISTS	POINTS
1.	Trevor Jobe, Nashville	92-93	61	85	76	161
2.	Bill McDougall, Erie*	89-90	57	80	68	148
3.	Hugo P. Belanger, Nashville	95-96	67	54	90	144
4.	Stan Drulia, Knoxville	90-91	64	63	77	140
5.	Phil Berger, Greensboro	93-94	68	56	83	139
6.	Dan Gauthier, Knoxville*	90-91	61	41	93	134
7.	Phil Berger, Greensboro	91-92	60	60	70	130
8.	Joe Flanagan, Birmingham	93-94	62	54	72	126
9.	Chad Costello, Allen	14-15	72	41	84	125
10.	Daryl Harpe, Erie*	88-89	60	38	84	122
	Chad Costello, Allen	16-17	72	33	89	122
12.	Jim Brown, Knoxville	95-96	69	50	70	120
13.	Jamey Hicks, Birmingham	97-98	70	44	75	119
	Darren Colbourne, Dayton*	91-92	64	69	50	119
15.	Victor Gervais, Hampton Roads	92-93	59	38	80	118
	John Spoltore, Louisiana	99-00	66	27	91	118
17.	Devin Edgerton, Wheeling	92-93	57	46	71	117
	Mark Green, Johnstown*	91-92	64	68	49	117
19.	Brian Martin, Hampton Roads	90-91	54	55	61	116
20.	Tyler Donati, Elmira	09-10	67	38	76	114
	Darren Schwartz, Wheeling	92-93	62	62	52	114
22.	Jean-Guy Trudel, Peoria	97-98	62	39	74	113
	Len Soccio, Winston-Salem*	89-90	60	51	62	113
24.	Kim Maier, Knoxville	95-96	70	52	60	112
25.	John Spoltore, Louisiana	97-98	68	32	79	111
	Mike Maurice, Toledo*	91-92	62	39	72	111
27.	Brad Schell, Gwinnett	06-07	63	25	85	110
	Ed Courtenay, South Carolina	96-97	68	54	56	110
	Mike Ross, South Carolina	96-97	70	50	60	110
	Sheldon Gorski, Louisville	91-92	55	56	54	110
31.	John Spoltore, Louisiana	98-99	69	36	73	109
	Bob Berg, Louisiana	95-96	68	59	50	109
	Trevor Jobe, Nashville	90-91	59	49	60	109
	Derek Clancey, Columbus	95-96	67	32	77	109
35.	Joe Ferras, Winston-Salem	89-90	49	45	63	108
	Dany Bousquet, Birmingham*	96-97	68	54	53	107
	Trent Kaese, Winston-Salem	89-90	57	56	51	107
	Colin Ward, Nashville	95-96	65	52	55	107
39.	David Desharnais, Cincinnati*	07-08	68	29	77	106
40.	Hank Crone, Allen*	22-23	69	49	56	105
	Derek Clancey, Chesapeake	97-98	70	28	77	105
	Dan Gravelle, Greensboro*	93-94	58	38	67	105
43.	Darren Colbourne, Richmond	93-94	68	69	35	104
	Justin Donati, Elmira*	09-10	65	42	62	104
	Sheldon Gorski, Louisville*	90-91	62	51	53	104
	John Young, Greensboro*	93-94	66	35	69	104
47.	Chad Costello, Allen	15-16	72	24	79	103
	Buddy Smith, Arkansas	02-03	72	30	74	103
	Trevor Jobe, Richmond/Nashville	91-92	62	54	49	103
	Ryan Kinasewich, Utah	09-10	59	48	55	103
	Murray Hood, Hampton Roads	90-91	64	21	82	103
52.	Kevin Baker, Florida	08-09	70	57	45	102
	Andrew Williamson, Toledo	99-00	63	63	39	102
	Derek Donald, Dayton	93-94	62	51	51	102
	Brian Martin, Hampton Roads	92-93	49	50	52	102
	Louis Dumont, Pensacola	01-02	72	32	70	102
57.	Scott King, Charlotte	00-01	72	40	61	101
	Jeff Lazaro, New Orleans	97-98	70	37	64	101
	John Varga, Wheeling	96-97	66	56	45	101
	Darren Colbourne, Raleigh	96-97	69	53	48	101
	Mark Woolf, Roanoke Valley*	91-92	63	50	51	101
	Tom Sasso, Johnstown*	88-89	60	36	65	101
	John Spoltore, Louisiana*	95-96	70	33	68	101
64.	Jeff Bes, Pensacola/Jackson	00-01	68	35	65	100
	Don Parsons, Louisiana	97-98	70	55	45	100
	Jim Bermingham, Huntington	97-98	67	41	59	100
	Ron Handy, Louisiana	96-97	66	33	67	100
	Brad McCaughey, Toledo	91-92	58	56	44	100
	Martin Bergeron, Louisville	91-92	64	39	61	100
	Glen Goodall, Erie	92-93	60	38	62	100

RANK	PLAYER, TEAM	YEAR	GAMES	GOALS	POINTS
1.	Trevor Jobe, Nashville	92-93	61	**85**	161
2.	Bill McDougall, Erie*	89-90	57	**80**	148
3.	Darren Colbourne, Richmond	93-94	68	**69**	104
	Darren Colbourne, Dayton*	91-92	64	**69**	119
5.	Mark Green, Johnstown*	91-92	64	**68**	117
6.	Andrew Williamson, Toledo	99-00	63	**63**	102
	Stan Drulia, Knoxville	90-91	64	**63**	140
8.	Darren Schwartz, Wheeling	92-93	62	**62**	114
9.	Phil Berger, Greensboro	91-92	60	**60**	130
10.	Bob Berg, Louisiana	95-96	68	**59**	109
11.	Kevin Baker, Florida	08-09	70	**57**	102
12.	John Varga, Wheeling	96-97	66	**56**	101
	Phil Berger, Greensboro	93-94	68	**56**	139
	Brad McCaughey, Toledo	91-92	58	**56**	100
	Sheldon Gorski, Louisville	91-92	55	**56**	110
	Trent Kaese, Winston-Salem	89-90	57	**56**	107
17.	Dany Bousquet, Birmingham	97-98	70	**55**	99
	Don Parsons, Louisiana	97-98	70	**55**	100
	Jay Murphy, Louisiana	99-00	69	**55**	83
	Brian Martin, Hampton Roads	90-91	54	**55**	116
21.	Ed Courtenay, South Carolina	96-97	68	**54**	110
	Dany Bousquet, Birmingham*	96-97	68	**54**	107
	Hugo P. Belanger, Nashville	95-96	67	**54**	144
	Joe Flanagan, Birmingham	93-94	62	**54**	126
	Rod Taylor, Hampton Roads	93-94	65	**54**	88
	Darren Schwartz, Wheeling	93-94	67	**54**	92
	Trevor Jobe, Richmond/Nashville	91-92	62	**54**	103
28.	Darren Colbourne, Raleigh	96-97	69	**53**	101
29.	Andrew Williamson, Toledo	00-01	66	**52**	97
	Jeff Jablonski, Roanoke	96-97	68	**52**	96
	Colin Ward, Nashville	95-96	65	**52**	107
	Kim Maier, Knoxville	95-96	70	**52**	112
33.	Derek Donald, Dayton	93-94	62	**51**	102
	Sheldon Gorski, Louisville	92-93	63	**51**	98
	Sheldon Gorski, Louisville*	90-91	62	**51**	104
	Len Soccio, Winston-Salem*	89-90	60	**51**	113
37.	Mike Ross, South Carolina	96-97	70	**50**	110
	Jim Brown, Knoxville	95-96	69	**50**	120
	Don Parsons, Johnstown	95-96	66	**50**	89
	Stephane Charbonneau, Erie	94-95	64	**50**	91
	Brian Martin, Hampton Roads	92-93	49	**50**	102
	Mark Woolf, Roanoke Valley	91-92	63	**50**	101

* Rookie

SECTION 8

RECORD BOOK

Photo courtesy Utah Grizzlies

Utah's **Danny Dzhaniyev** received the 2025-26 John A. Daley Memorial Trophy as the ECHL Rookie of the Year. Dzhaniyev, who was also named to the ECHL All-Rookie Team and the All-ECHL Second Team, led ECHL rookies - and was tied for fourth overall in the league - with 73 points (24g-49a) in 72 games. He also topped all first-year players in assists, shots on goal (291), power-play assists (22) and power-play points (24).

TEAM RECORDS

Adirondack Thunder totals include Cincinnati, 1990-92; Birmingham, 1992-2001; Atlantic City, 2001-05; Stockton, 2005-15
Atlanta Gladiators totals include Mobile, 1995-2002
Cincinnati Cyclones totals include Louisville RiverFrogs, 1995-98; Miami, 1998-99
Greenville Swamp Rabbits totals include Johnstown, 1988-2010
Jacksonville Icemen totals include Evansville. 2012-16
Maine Mariners totals include Alaska, 2003-17
Norfolk Admirals totals include Hampton Roads Admirals, 1989-2000
Reading Royals totals include Columbus (Ohio), 1991-99
Utah Grizzlies totals include Virginia, 1988-90; Roanoke Valley, 1990-93; Huntsville, 1993-94; Tallahassee, 1994-01; Macon, 2001-02; Lexington, 2002-03.
Victoria Salmon Kings totals include Erie, 1988-96; Baton Rouge, 1996-2003
Wheeling Nailers totals include Carolina, 1988-89; Winston-Salem, 1989-92
Pensacola Ice Pilots totals include Nashville, 1989-96

TEAM WINNING PERCENTAGE

HIGHEST WINNING PERCENTAGE, TEAM HISTORY
.658 - Peoria Rivermen (388-186-66)
.654 - Florida Everblades (1,204-587-207)
.644 - Louisiana IceGators (425-220-65)
.641 - Newfoundland Growlers (203-108-26)
.633 - Idaho Steelheads (917-498-158)

HIGHEST HOME WINNING PERCENTAGE, TEAM HISTORY
.745 - Peoria Rivermen (221-64-35)
.731 - Louisiana IceGators (245-81-29)
- San Diego Gulls (73-23-12)
.722 - Greensboro Monarchs (132-46-16)
.713 - Newfoundland Growlers (112-42-10)

HIGHEST ROAD WINNING PERCENTAGE, TEAM HISTORY
.616 - Florida Everblades (558-327-110)
.601 - Idaho Steelheads (431-272-81)
.587 - Fort Wayne Komets (241-162-52)
.572 - South Carolina Stingrays (612-442-120)
- Newfoundland Growlers (91-66-16)

LOWEST WINNING PERCENTAGE, TEAM HISTORY
.313 - Greensboro Gargoyles (19-46-7)
.392 - Phoenix RoadRunners (101-163-24)
.420 - San Francisco Bulls (40-58-14)
.454 - Iowa Heartlanders (138-171-51)
.461 - Columbus Cottonmouths (86-103-27)

LOWEST HOME WINNING PERCENTAGE, TEAM HISTORY
.333 - Greensboro Gargoyles (10-22-4)
.407 - San Francisco Bulls (20-30-4)
.427 - Phoenix RoadRunners (56-77-11)
.483 - Brampton Beast (90-97-22)
.486 - Long Beach Ice Dogs (65-69-10)

LOWEST ROAD WINNING PERCENTAGE, TEAM HISTORY
.292 - Greensboro Gargoyles (9-24-3)
.356 - Columbus Cottonmouths (32-63-13)
.358 - Phoenix RoadRunners (45-86-13)
.392 - Arkansas RiverBlades (47-78-18)
.407 - Pensacola Ice Pilots (245-367-43)

TEAM WINS

MOST WINS, TEAM HISTORY
1,329 - South Carolina Stingrays
1,315 - Wheeling Nailers
1,268 - Toledo Walleye
1,226 - Greenville Swamp Rabbits
1,204 - Florida Everblades

MOST HOME WINS, TEAM HISTORY
749 - Wheeling Nailers
717 - South Carolina Stingrays
699 - Toledo Walleye
691 - Greenville Swamp Rabbits
665 - Adirondack Thunder

MOST ROAD WINS, TEAM HISTORY
612 - South Carolina Stingrays
569 - Toledo Walleye
566 - Wheeling Nailers
558 - Florida Everblades
535 - Greenville Swamp Rabbits

TEAM LOSSES

MOST LOSSES, TEAM HISTORY
1,152 - Greenville Swamp Rabbits
1,109 - Wheeling Nailers
1,099 - Utah Grizzlies
1,012 - Adirondack Thunder
859 - Atlanta Gladiators

MOST HOME LOSSES, TEAM HISTORY
485 - Greenville Swamp Rabbits
467 - Utah Grizzlies
459 - Wheeling Nailers
438 - Adirondack Thunder
366 - Reading Royals
- Atlanta Gladiators

MOST ROAD LOSSES, TEAM HISTORY
667 - Greenville Swamp Rabbits
649 - Wheeling Nailers
632 - Utah Grizzlies
574 - Adirondack Thunder
493 - Atlanta Gladiators

TEAM TIES

MOST TIES, TEAM HISTORY
284 - Greenville Swamp Rabbits
283 - Utah Grizzlies
262 - Adirondack Thunder
247 - South Carolina Stingrays
229 - Reading Royals

MOST HOME TIES, TEAM HISTORY
153 - Greenville Swamp Rabbits
144 - Utah Grizzlies
131 - Adirondack Thunder
127 - South Carolina Stingrays
116 - Wheeling Nailers

MOST ROAD TIES, TEAM HISTORY
139 - Utah Grizzlies
132 - Greenville Swamp Rabbits
131 - Adirondack Thunder
120 - South Carolina Stingrays
- Reading Royals

TEAM RECORDS REGULAR SEASON

MOST POINTS, ONE SEASON
119 - Idaho Steelheads, 2022-23 (58-11-3)
116 - Louisiana IceGators, 2001-02 (56-12-4)
115 - Kansas City Mavericks, 2025-26 (55-12-5)
- Cincinnati Cyclones, 2007-08 (55-12-5)
- Texas Wildcatters, 2007-08 (52-9-11)
114 - Kansas City Mavericks, 2023-24 (54-12-6)
113 - Alaska Aces, 2005-06 (53-12-7)
112 - Florida Everblades, 2017-18 (53-13-6)
- Las Vegas Wranglers, 2005-06 (53-13-6)

BEST POINTS PERCENTAGE, ONE SEASON
.826 - Idaho Steelheads, 2022-23 (58-11-3)
.806 - Louisiana IceGators, 2001-02 (56-12-4)
.799 - Kansas City Mavericks, 2025-26 (55-12-5)
- Cincinnati Cyclones, 2007-08 (55-12-5)
- Texas Wildcatters, 2007-08 (52-9-11)
.792 - Kansas City Mavericks, 2023-24 (54-12-6)

FEWEST POINTS, ONE SEASON
29 - Roanoke Valley Rampage, 1992-93 (14-49-1)
33 - Greenville Grrrowl, 2003-04 (14-53-5)
- Huntington Blizzard, 1993-94 (14-49-5)
35 - Victoria Salmon Kings, 2004-05 (15-52-5)
36 - Norfolk Admirals, 2019-20 (14-38-8) * *season was not completed due to COVID-19 pandemic*
39 - Evansville IceMen, 2014-15 (15-48-9)
- Arkansas RiverBlades, 1999-2000 (18-49-3)

LOWEST WINNING PERCENTAGE, ONE SEASON
.227 - Roanoke Valley Rampage, 1992-93 (14-49-1)
.229 - Greenville Grrrowl, 2003-04 (14-53-5)
.243 - Victoria Salmon Kings, 2004-05 (15-52-5)
- Huntington Blizzard, 1993-94 (14-49-5)
.271 - Evansville IceMen, 2014-15 (15-48-9)

TEAM WINS

MOST WINS, ONE SEASON
58 - Idaho Steelheads, 2022-23
56 - Louisiana IceGators, 2001-02
55 - Kansas City Mavericks, 2025-26
- Cincinnati Cyclones, 2007-08
54 - Kansas City Mavericks, 2023-24
53 - four times, most recent: Florida Everblades, 2017-18

MOST HOME WINS, ONE SEASON
32 - Idaho Steelheads, 2022-23
30 - Cincinnati Cyclones, 2018-19
- San Diego Gulls, 2003-04
- Louisiana IceGators, 2001-02
- Alaska Aces, 2005-06
29 - South Carolina Stingrays, 2024-25
- Missouri Mavericks 2015-16
- Alaska Aces, 2011-12
- Cincinnati Cyclones, 2007-08
- Gwinnett Gladiators, 2005-06
- Toledo Storm, 2002-03
- Pee Dee Pride, 1998-99

MOST ROAD WINS, ONE SEASON
29 - Kansas City Mavericks, 2023-24
28 - Kansas City Mavericks, 2025-26
26 - Kansas City Mavericks, 2024-25
- Idaho Steelheads, 2022-23
- Toledo Walleye, 2022-23
- Florida Everblades, 2017-18
- Cincinnati Cyclones, 2007-08
- Texas Wildcatters, 2007-08
- Louisiana IceGators, 2001-02
25 - 10 times, most recent: Fort Wayne Komets, 2025-26

FEWEST WINS, ONE SEASON
14 - Norfolk Admirals, 2019-20 * *season was not completed due to COVID-19 pandemic*
- Greenville Grrrowl, 2003-04
- Huntington Blizzard, 1993-94
- Roanoke Valley Rampage, 1992-93
15 - Evansville IceMen, 2014-15
- Victoria Salmon Kings, 2004-05
16 - Allen Americans, 2024-25
- Louisville IceHawks, 1993-94

FEWEST HOME WINS, ONE SEASON
5 - Greenville Grrrowl, 2003-04
7 - Allen Americans, 2024-25
8 - five times, most recent:
Norfolk Admirals, 2019-20 * *season was not completed due to COVID-19 pandemic*
Las Vegas Wranglers, 2013-14
9 - Evansville IceMen, 2014-15
- Johnstown Chiefs, 2009-10
- Greensboro Generals, 2001-02

FEWEST ROAD WINS, ONE SEASON
2 - Roanoke Valley Rampage, 1992-93
4 - Elmira Jackals, 2016-17
- Huntington Blizzard, 1993-94
- Louisville IceHawks, 1993-94
5 - Erie Panthers, 1994-95
- Knoxville Cherokees, 1992-93

TEAM LOSSES

FEWEST LOSSES, ONE SEASON
9 - Texas Wildcatters, 2007-08
11 - Idaho Steelheads, 2022-23
- Richmond Renegades, 1995-96
12 - Kansas City Mavericks, 2025-26
- Kansas City Mavericks, 2023-24
- Cincinnati Cyclones, 2007-08
- Las Vegas Wranglers, 2006-07
- Alaska Aces, 2005-06
- Louisiana IceGators, 2001-02

FEWEST HOME LOSSES, ONE SEASON
2 - Cincinnati Cyclones, 2018-19
- Louisiana IceGators, 2001-02
3 - South Carolina Stingrays, 2024-25
- Texas Wildcatters, 2007-08
4 - 10 times, most recent: Idaho Steelheads, 2022-23

FEWEST ROAD LOSSES, ONE SEASON
4 - Kansas City Mavericks, 2025-26
- Fort Wayne Komets, 2025-26
- Kansas City Mavericks, 2023-24
5 - Las Vegas Wranglers, 2006-07
6 - Florida Everblades, 2024-25
- Texas Wildcatters, 2007-08
- Richmond Renegades, 1995-96
7 - nine times, most recent: Toledo Walleye, 2023-24

MOST LOSSES, ONE SEASON
53 - Greenville Grrrowl, 2003-04
52 - Victoria Salmon Kings, 2004-05
49 - four times, most recent:
Stockton Thunder, 2014-15

MOST HOME LOSSES, ONE SEASON
28 - Greenville Grrrowl, 2003-04
26 - Victoria Salmon Kings, 2004-05
25 - Wichita Thunder, 2016-17
- Las Vegas Wranglers, 2013-14
24 - Allen Americans, 2024-25
- Brampton Beast, 2014-15

MOST ROAD LOSSES, ONE SEASON
30 - Stockton Thunder, 2014-15
29 - Knoxville Cherokees, 1996-97
- Roanoke Valley Rampage, 1992-93
28 - Erie Panthers, 1994-95
- Huntington Blizzard, 1993-94

TEAM TIES

MOST TIES, ONE SEASON
18 - Mobile Mysticks, 2001-02
16 - Utah Grizzlies, 2008-09
- Johnstown Chiefs, 2005-06
15 - Greenville Swamp Rabbits, 2020-21
- Utah Grizzlies, 2017-18
- South Carolina Stingrays, 2005-06

FEWEST TIES, ONE SEASON
1 - Kalamazoo Wings, 2021-22
- Newfoundland Growlers, 2019-20 * *season was not completed due to COVID-19 pandemic*
- Roanoke Valley Rampage, 1992-93
- Carolina Thunderbirds, 1988-89
- Knoxville Cherokees, 1988-89
2 - 15 times, most recent; Newfoundland Growlers, 2022-23

TEAM SHOOTOUTS

CONSECUTIVE SHOOTOUTS
9 - Huntington Blizzard, Jan. 31-Feb. 20, 1998
6 - Richmond Renegades, Nov. 24-Dec. 9, 1995
5 - Atlantic City Boardwalk Bullies, Jan. 28-Feb. 4, 2004
- Fresno Falcons, Dec. 7-17, 2005
4 - eight times, most recent: South Carolina Stingrays, Feb. 24-Mar. 3, 2021

WINNING STREAKS

LONGEST WINNING STREAK, ONE SEASON
23 - South Carolina Stingrays, Feb. 7-March 27, 2015
18 - Toledo Walleye, Feb. 5-March 18, 2023
17 - South Carolina Stingrays, Mar. 3-Apr. 12, 2025
- Colorado Eagles, Jan. 25-March 3, 2017
- Cincinnati Cyclones, Jan. 13-Feb. 29, 2008
15 - Victoria Salmon Kings, Dec. 6, 2008-Jan. 10, 2009
14 - five times, most recent:
Kansas City Mavericks, Dec. 20, 2025-Jan. 24, 2026
13 - three times, most recent:
Wheeling Nailers, Nov. 9-Dec. 14, 2024

LONGEST WINNING STREAK, INCLUDING PLAYOFFS
22 - Toledo Walleye, Mar. 14-May 10, 2024 (14 regular season games, 8 playoff games)
18 - Las Vegas Wranglers, Mar. 10-Apr. 22, 2007 (13 regular season games, 5 playoff games)
17 - Florida Everblades, Mar. 21-May 3, 2018 (10 regular season games, 7 playoff games)
10 - Columbia Inferno, Mar. 29-Apr. 27, 2003 (1 regular season game, 9 playoff games)
- Peoria Rivermen, Mar. 31-May 2, 2000 (2 regular season games, 8 playoff games)

LONGEST HOME WINNING STREAK, ONE SEASON
19 - Newfoundland Growlers, Nov. 8, 2019-Feb. 14, 2020
18 - South Carolina Stingrays, Dec. 23, 1994-Mar. 19, 1995
17 - Wheeling Thunderbirds, Nov. 24, 1994-Feb. 8, 1995
16 - Kansas City Mavericks, Dec. 20, 2025-Feb. 25, 2026
- Idaho Steelheads, Jan. 14-Mar. 29, 2023
15 - Louisiana IceGators, Feb. 4-Mar. 25, 2000

LONGEST ROAD WINNING STREAK
13 - South Carolina Stingrays, Feb. 7-Mar. 27, 2015
11 - Toledo Walleye, Feb. 8-Mar. 18, 2023
- Cincinnati Cyclones, Feb. 10-Mar. 26, 2023
10 - seven times, most recent: Toledo Walleye, Nov. 25, 2023-Jan. 10, 2024 & Mar. 15-Apr. 14, 2024

LONGEST WINNING STREAK FROM START OF SEASON
9 - Worcester Railers, Oct. 22-Nov. 8, 2022
8 - Atlanta Gladiators, Oct. 21-Nov. 11, 2023
- Trenton Titans, Oct. 12-26, 2001
- Dayton Bombers, Oct. 19-Nov. 4, 1994
7 - Kansas City Mavericks, Oct. 20-Nov. 3, 2023
- Adirondack Thunder, Oct. 16-Nov. 6, 2015
- Elmira Jackals, Oct. 16-31, 2009

CONSECUTIVE GAMES WITHOUT REGULATION LOSS
23 - South Carolina Stingrays (23-0-0), Feb. 7-Mar. 27, 2015
- Texas Wildcatters (18-0-5), Nov. 18, 2007-Jan. 12, 2008
21 - Cincinnati Cyclones (19-0-2), Feb. 10-Mar. 26, 2023
- Richmond Renegades (15-0-6), Nov. 12-Dec. 30, 1995
20 - Toledo Walleye (19-0-1), Feb. 3-Mar. 18, 2023
- Las Vegas Wranglers (16-0-4), Nov. 3-Dec. 21, 2007

WINLESS STREAKS

LONGEST WINLESS STREAK, ONE SEASON
20 - Victoria Salmon Kings, Dec. 31, 2004-Feb. 4, 2005
16 - Dayton Bombers, Feb. 24-Mar. 31, 2006
- Huntington Blizzard, Oct. 20-Dec. 2, 1995
- Roanoke Valley Rampage, 1992-93
15 - Columbia Inferno, Dec. 21 2005-Jan. 27, 2006
- Stockton Thunder, Feb. 3-Mar. 4, 2006

LONGEST HOME WINLESS STREAK, ONE SEASON
13 - Johnstown Chiefs, Dec. 11, 2009-Feb. 5, 2010
12 - six times, most recent: Toledo Walleye, Jan. 31-Mar. 19, 2014

LONGEST ROAD WINLESS STREAK, ONE SEASON
26 - Roanoke Valley Rampage, 1992-93
20 - Iowa Heartlanders, Oct. 28, 2022-Jan. 14, 2023
- Knoxville Cherokees, Dec. 6, 1996-Mar. 11, 1997
19 - Erie Panthers, Jan. 7, 1994-Mar. 17, 1995
18 - Pee Dee Pride, Jan. 28-Apr. 9, 2005

TEAM GOALS

MOST GOALS, ONE SEASON
377 - Knoxville Cherokees, 1990-91
368 - Nashville Knights, 1995-96
367 - Toledo Storm, 1991-92
357 - Erie Panthers, 1989-90
345 - South Carolina Stingrays, 1996-97

MOST GOALS, ONE TEAM, ONE GAME
16 - Nashville Knights vs. Huntington, Jan. 30, 1994
15 - Greensboro Monarchs vs. Huntington, Oct. 27, 1993
- Richmond Renegades vs. Erie, Dec. 23, 1990
14 - five times, most recent; Wheeling Nailers vs. Toledo, Apr. 4, 2000

MOST GOALS, BOTH TEAMS, ONE GAME
21 - Toledo Storm (11) vs. Louisville IceHawks (10), Nov. 5, 1993
- Erie Panthers (13) vs. Carolina Thunderbirds (8), Dec. 21, 1988
20 - Birmingham Bulls (11) vs. Nashville Knights (9), Jan. 3, 1995
- Richmond Renegades (15) vs. Erie Panthers (5), Dec. 23, 1990
- Cincinnati Cyclones (11) vs. Richmond Renegades (9), Nov. 21, 1990
19 - Nashville Knights (16) vs. Huntington Blizzard (3), Jan. 30, 1994
- Erie Panthers (11) vs. Knoxville Cherokees (8), Mar. 18, 1989

MOST GOALS, ONE TEAM, ONE PERIOD
9 - Johnstown Chiefs vs. Cincinnati, Nov. 10, 1990
8 - Johnstown Chiefs vs. Erie, Dec. 31, 1993
- Greensboro Monarchs vs. Huntington, Oct. 27, 1993
- Johnstown Chiefs vs. Knoxville, Feb. 26, 1989
7 - 15 times, most recent; Utah Grizzlies vs. Wichita, Jan. 25, 2025

LARGEST MARGIN OF VICTORY
15 - Greensboro Monarchs (15) vs. Huntington (0), Oct. 27, 1993
13 - Birmingham Bulls (14) vs. Tallahassee (1), Mar. 21, 1998
- Nashville Knights (16) vs. Huntington (3), Jan. 30, 1994
12 - four times, most recent:
Toledo Walleye (12) vs. Gwinnett (0), Feb. 22, 2015

FEWEST GOALS

FEWEST GOALS SCORED, ONE SEASON
150 - Wichita Thunder, 2015-16
156 - Phoenix RoadRunners, 2005-06
157 - Pensacola Ice Pilots, 2007-08
166 - Trenton Titans, 2005-06
168 - Rapid City Rush, 2018-19

TEAM POWER-PLAY GOALS

MOST POWER-PLAY GOALS, ONE SEASON
120 - Gwinnett Gladiators, 2006-07
115 - Nashville Knights, 1995-96
114 - Gwinnett Gladiators, 2005-06
110 - Birmingham Bulls, 1993-94
108 - Erie Panthers, 1992-93

MOST POWER-PLAY GOALS, ONE TEAM, ONE GAME
8 - Charlotte Checkers vs. Wheeling, Oct. 20, 2007
7 - Cincinnati Cyclones vs. Reading, Dec. 27, 2002
- Hampton Roads Admirals vs. Richmond, Oct. 19, 1993
- Toledo Storm vs. Nashville, Oct. 16, 1992
6 - 14 times, most recent; Idaho Steelheads vs. Phoenix, Apr. 1, 2009

FEWEST POWER-PLAY GOALS, ONE SEASON
26 - Jacksonville Icemen, 2017-18
28 - Indy Fuel, 2016-17
- Wichita Thunder, 2015-16
- Elmira Jackals, 2013-14
29 - Evansville IceMen, 2015-16

FEWEST POWER-PLAY GOALS ALLOWED, ONE SEASON
27 - South Carolina Stingrays, 2017-18
28 - Florida Everblades, 2025-26
29 - Kansas City Mavericks, 2025-26
- Toledo Walleye, 2016-17
30 - Toledo Walleye, 2017-18
- Toledo Walleye, 2014-15

TEAM SHORTHANDED GOALS

MOST SHORTHANDED GOALS, ONE SEASON
24 - Louisiana IceGators, 1998-99
22 - South Carolina Stingrays, 2006-07
- Jacksonville Lizard Kings, 1995-96
- Johnstown Chiefs, 1992-93
21 - Florida Everblades, 2006-07
- Fresno Falcons, 2006-07
- Richmond Renegades, 1998-99

FEWEST SHORTHANDED GOALS, ONE SEASON
1 - Orlando Solar Bears, 2025-26
- Arkansas RiverBlades, 1999-2000
2 - eight times, most recent:
Adirondack Thunder, 2025-26
3 - 14 times, most recent:
Kansas City Mavericks and Reading Royals, 2023-24

MOST SHORTHANDED GOALS, ONE TEAM, ONE GAME
4 - Utah Grizzlies vs. Rapid City, May 4, 2021
- Florida Everblades vs. Charlotte, Jan. 5, 2007
- Augusta Lynx vs. Charlotte, Dec. 31, 2006
- Johnstown Chiefs vs. Roanoke, Jan. 7, 2001
- Richmond Renegades vs. Wheeling, Dec. 6, 1998
- Richmond Renegades vs. South Carolina, Feb. 22, 1997
3 - 35 times, most recent:
Worcester Railers at Wheeling, Dec. 31, 2025

FEWEST SHORTHANDED GOALS ALLOWED, ONE SEASON
0 - Idaho Steelheads, 2009-10
1 - Cincinnati Cyclones, 2019-20 * *season was not completed due to COVID-19*
- Toledo Walleye, 2014-15
2 - seven times, most recent:
Reading Royals, 2025-26
Toledo Walleye, 2025-26

TEAM GOALS-PER-GAME

HIGHEST GOALS-PER-GAME AVERAGE, ONE SEASON
5.95 - Erie Panthers, 1989-90 (357 goals in 60 games)
5.89 - Knoxville Cherokees, 1990-91 (377 goals in 64 games)
5.73 - Toledo Storm, 1991-92 (367 goals in 64 games)
5.45 - Erie Panthers, 1988-89 (327 goals in 60 games)
5.26 - Nashville Knights, 1995-96 (368 goals in 70 games)

LOWEST GOALS-PER-GAME AVERAGE, ONE SEASON
2.08 - Wichita Thunder, 2015-16 (150 goals in 72 games)
2.16 - Phoenix RoadRunners, 2005-06 (156 goals in 72 games)
2.18 - Pensacola Ice Pilots, 2007-08 (157 goals in 72 games)
2.31 - Trenton Titans, 2005-06 (163 goals in 70 games)
2.33 - Rapid City Rush, 2018-19 (168 goals in 72 games)

FASTEST GOALS

FASTEST FOUR GOALS, BOTH TEAMS
56 seconds - Andrei Bashkirov, Huntington (11:57), Kelly Harper, Huntington (12:03), Chad Dameworth, Wheeling (12:29) and Jason Clark, Wheeling (12:53 of 1st period), Huntington vs. Wheeling, Nov. 9, 1996

FASTEST THREE GOALS, BOTH TEAMS
16 seconds - Spencer Watson, Manchester (16:01), Cody Wydo, Wheeling (16:08) and Nick Sorkin, Wheeling (16:17 of first period), Wheeling vs. Manchester, Jan. 27, 2018

FASTEST THREE GOALS, ONE TEAM
21 seconds - Doug Stromback (12:19), Daryl Harpe (12:29) and Hank Banas (12:40 of 3rd period), Erie vs. Knoxville, Nov. 29, 1988

FASTEST TWO GOALS, BOTH TEAMS
3 seconds - Nicholas Zabaneh, Savannah (19:53) and Anthony Poulin, Trois-Rivières (19:56 of 3rd period, Savannah at Trois-Rivières, Dec, 31, 2025
- Joel Chouinard, Allen (19:43) and Mark Cooper, Kansas City (19:46 of 3rd period), Kansas City at Allen, Nov. 10, 2018
- Scott Burfoot, Roanoke Valley (10:35) and Kelly Sorensen, Hampton Roads (10:38 of 1st period), Roanoke Valley vs. Hampton Roads, Jan. 22, 1993

FASTEST TWO GOALS, ONE TEAM

2 seconds - Noah Corson (19:46) and Alex Tonge (19:48 of 3rd period), Norfolk at Reading, Mar. 26, 2022
3 seconds - Kevin Bergin (19:56) and Paul Cabana (19:59 of 2nd period), Florida vs. Gwinnett, Dec. 2, 2005
- Jeff Gabriel (6:33) and Justin McHugh (6:36 of 2nd period), Jacksonville vs. Nashville, Feb. 21, 1996
- Howie Rosenblatt (0:42) and Martin St. Amour (0:45 of 3rd period), Cincinnati vs. Raleigh, Feb. 11, 1992

FASTEST OVERTIME GOAL

4 seconds - Grant Besse, South Carolina vs. Norfolk, Jan. 30, 2019
5 seconds - Kent Davyduke, Mississippi vs. Louisiana, Dec. 8, 2002
6 seconds - Trevor Janicke, Rapid City at Tahoe, March 9, 2025
- Dylan Sadowy, Kalamazoo vs. Cincinnati, Oct. 19, 2019
7 seconds - three times, most recent: Neil Shea, Utah at Tulsa, Feb. 8, 2025

50, 40, 30, 20-GOAL SCORERS

MOST 50-OR-MORE GOAL SCORERS, ONE SEASON

2 - South Carolina Stingrays, 1996-97. 70GP, Ed Courtenay, 56; Mike Ross, 50.
- Knoxville Cherokees, 1995-96. 70GP, Kim Maier, 52; Jim Brown, 50.
- Nashville Knights, 1995-96. 70GP, Hugo P. Belanger, 54; Colin Ward, 52.
- Winston-Salem Thunderbirds, 1989-90. 60GP, Trent Kaese, 56; Len Soccio, 51.

MOST 40-OR-MORE GOAL SCORERS, ONE SEASON

3 - Birmingham Bulls, 1997-98. 70GP, Dany Bousquet, 50; Jamey Hicks, 44; Mike Barrie, 41.
- South Carolina Stingrays, 1996-97. 70GP, Ed Courtenay, 56; Mike Ross, 50; Dave Seitz, 43.
- Knoxville Cherokees, 1995-96. 70GP, Kim Maier, 52; Jim Brown, 50; Frank LaScala, 45.
- Winston-Salem Thunderbirds, 1989-90. 60GP, Trent Kaese, 56; Len Soccio, 51; Joe Ferras, 45.

MOST 30-OR-MORE GOAL SCORERS, ONE SEASON

5 - Louisiana IceGators, 1998-99. 60GP, John Varga, 39; John Spoltore, 36; Don Parsons; 34; Mike Murray, 31; Louis Dumont, 30.
- Nashville Knights, 1995-96. 70GP, Hugo P. Belanger, 54; Colin Ward, 52; R.J. Enga, 36; Harry York, 32; Glen Metropolit, 30.
- Knoxville Cherokees, 1990-91. 64GP, Stan Drulia, 63; Dan Gauthier, 41; Brett Strot, 36; Troy Mick, 35; Mike Murray, 33.
- Johnstown Chiefs, 1988-89. 60GP, Rob Hrytsak, 40; Joe Gurney, 38; Tom Sasso, 36; Mike Marcinkiewicz, 32; Jeff Salzbrunn, 32.

MOST 20-OR-MORE GOAL SCORERS, ONE SEASON

9 - five times, most recent;
Columbus Chill, 1996-97. 70GP, Dave Hymovitz, 39; Derek Gauthier, 33; Joe Coombs, 28; Derek Wood, 27; Keith Morris, 26; Derek Clancey, 26; Lorne Toews, 25; Matt Oates, 22; Mark Turner, 20.

100-POINT SCORERS

MOST 100-OR-MORE POINT SCORERS, ONE SEASON

3 - Greensboro Monarchs, 1993-94. 68GP, Phil Berger, 139 (56g-83a); Dan Gravelle, 105 (38g-67a); John Young, 104 (35g-69a).
- Winston-Salem Thunderbirds, 1989-90. 60GP, Len Soccio, 113 (51g-62a); Joe Ferras, 108 (45g-68a); Trent Kaese, 107 (56g-51a).
2 - Elmira Jackals, 2009-10. 72GP, Tyler Donati, 114 (38g-76a); Justin Donati, 104 (42g-62a).

SHOTS ON GOAL

MOST SHOTS ON GOAL, BOTH TEAMS, ONE GAME

114 - Richmond (69) vs. Erie (45), Dec. 23, 1990
111 - Gwinnett (70) vs. Trenton (41), Oct. 29, 2010
- Dayton (57) vs. Louisville (54), Dec. 19, 1992
105 - Mobile (64) vs. Jacksonville (41), Feb. 24, 1996

MOST SHOTS ON GOAL, ONE TEAM, ONE GAME

70 - Gwinnett Gladiators vs. Trenton, Oct. 29, 2010
69 - Tallahassee Tiger Sharks vs. Baton Rouge, Jan. 18, 1997
- Richmond Renegades vs. Erie, Dec. 23, 1990
68 - Carolina Thunderbirds vs. Knoxville, Dec. 18, 1988
67 - South Carolina Stingrays vs. Huntington, Jan. 19, 1994
- Gwinnett Gladiators vs. Augusta, Apr. 8, 2005

MOST SHOTS ON GOAL, ONE TEAM, ONE PERIOD

33 - Long Beach Ice Dogs vs. Utah, Nov. 17, 2006
32 - Roanoke Express vs. Columbus (Ohio), Mar. 11, 1997
31 - Tulsa Oilers vs. Brampton, Jan. 2, 2015
- South Carolina Stingrays vs. Raleigh, Dec. 7, 1996
- Birmingham Bulls vs. Nashville, Jan. 2, 1994

FEWEST SHOTS ON GOAL, ONE TEAM, ONE GAME
7 - Allen Americans at Indy, Dec. 13, 2024
8 - Elmira Jackals at Adirondack, Oct. 29, 2016
- Trenton Devils at Elmira, Nov. 29, 2009
9 - five times, most recent:
Iowa Heartlanders at Toledo, Nov. 9, 2025
10 - seven times, most recent:
Kalamazoo Wings at Wheeling, Feb. 27, 2026

FEWEST SHOTS ON GOAL, ONE TEAM, ONE PERIOD
0 - 25 times, most recent;
Kalamazoo Wings at Indy, Apr. 4, 2026

TEAM GOALS AGAINST

FEWEST GOALS AGAINST, ONE SEASON
142 - Florida Everblades, 2025-26
153 - Idaho Steelheads, 2022-23
- South Carolina Stingrays, 2017-18
156 - Louisiana IceGators, 2001-02
159 - Kansas City Mavericks, 2025-26
- Atlantic City Boardwalk Bullies, 2003-04

LOWEST GOALS-AGAINST AVERAGE, ONE SEASON
1.97 - Florida Everblades, 2025-26 (142 goals in 72 games)
2.13 - Idaho Steelheads, 2022-23 (153 goals in 72 games)
- South Carolina Stingrays, 2017-18 (153 goals in 72 games)
2.17 - Louisiana IceGators, 2001-02 (156 goals in 72 games)
2.21 - Kansas City Mavericks, 2025-26 (159 goals in 72 games)
- Atlantic City Boardwalk Bullies, 2003-04 (159 goals in 72 games)

MOST GOALS AGAINST, ONE SEASON
413 - Huntington Blizzard, 1993-94
387 - Roanoke Valley Rampage, 1992-93
360 - Birmingham Bulls, 1995-96
356 - Erie Panthers, 1994-95
- Louisville IceHawks, 1993-94
355 - Knoxville Cherokees, 1991-92

HIGHEST GOALS-AGAINST AVERAGE, ONE SEASON
6.07 - Huntington Blizzard, 1993-94 (413 goals in 68 games)
6.05 - Roanoke Valley Rampage, 1992-93 (387 goals in 64 games)
5.55 - Knoxville Cherokees, 1991-92 (355 goals in 64 games)
5.48 - Carolina Thunderbirds, 1988-89 (329 goals in 60 games)
5.33 - Columbus Chill, 1991-92 (341 goals in 64 games)

MOST POWER-PLAY GOALS AGAINST, ONE SEASON
125 - Johnstown Chiefs, 1996-97
111 - Columbus Chill, 1991-92
107 - Knoxville Cherokees, 1995-96
106 - Pensacola Ice Pilots, 2006-07
105 - Johnstown Chiefs, 1995-96

MOST SHORTHANDED GOALS AGAINST, ONE SEASON
26 - Greensboro Generals, 1999-2000
25 - Huntington Blizzard, 1995-96
23 - Johnstown Chiefs, 1991-92
22 - four times, most recent: Pensacola Ice Pilots, 2006-07

SHUTOUTS

MOST SHUTOUTS, ONE SEASON
12 - South Carolina Stingrays, 2014-15
11 - Idaho Steelheads, 2022-23
- Alaska Aces, 2013-14
- Wheeling Nailers, 2003-04
10 - South Carolina Stingrays, 2019-20 * *season was not completed due to COVID-19 pandemic*
- South Carolina Stingrays, 2012-13
- Alaska Aces, 2008-09
- Wheeling Nailers, 2004-05
- Atlantic City Boardwalk Bullies, 2003-04
- Louisiana IceGators, 2001-02
9 - six times, most recent: Indy Fuel, 2024-25

MOST GAMES SHUTOUT, ONE SEASON
12 - Pensacola Ice Pilots, 2007-08
11 - Phoenix RoadRunners, 2005-06
10 - Dayton Bombers, 2004-05
- Wheeling Nailers, 1998-99
9 - Utah Grizzlies, 2006-07
- Victoria Salmon Kings, 2005-06
- Toledo Storm, 2003-04
- Baton Rouge Kingfish, 2002-03

MOST CONSECUTIVE SHUTOUTS
3 - Reading Royals, Mar. 25-28, 2026
- Idaho Steelheads, Apr. 1-7, 2017
- Norfolk Admirals, Jan. 7-14, 2017
- Adirondack Thunder, Jan. 12-17, 2016
- Alaska Aces, Nov. 2-6, 2013
- South Carolina Stingrays, Feb. 17-23, 2013
- South Carolina Stingrays, Feb. 19-21, 2010
- Florida Everblades, Nov. 22-28, 2008
- Hampton Roads Admirals, Mar. 25-29, 1997

MOST CONSECUTIVE SHUTOUTS, HOME
3 - Reading Royals, Mar. 25-28, 2026
- South Carolina Stingrays, Feb. 19-21, 2010
- Wheeling Nailers, Feb. 20-28, 2004
- Chesapeake Icebreakers, Mar. 10-25, 1998

MOST CONSECUTIVE SHUTOUTS, ROAD
3 - Allen Americans, Nov. 29-Dec. 9, 2016
- Florida Everblades, Nov. 22-28, 2008
- Trenton Titans, Nov. 23-Dec. 2, 2000

LONGEST SHUTOUT SEQUENCE, HOME
262:33 - Wheeling Nailers, Jan. 31-Mar. 7, 2004
50:40 vs. Dayton, Jan. 31
60:00 vs. Cincinnati, Feb. 20
60:00 vs. Cincinnati, Feb. 27
60:00 vs. Cincinnati, Feb. 28
31:53 vs. Johnstown, Mar. 7

LONGEST SHUTOUT SEQUENCE, ROAD
214:19 - Florida Everblades, Nov. 21-25, 2008
31:58 at Augusta, Nov. 21, 2008
60:00 at Augusta, Nov. 22, 2008
60:00 at Gwinnett, Nov. 25, 2008
60:00 at Reading, Nov. 28, 2008
2:21 at Trenton, Nov. 29, 2008

LONGEST SHUTOUT SEQUENCE
269:36 - Norfolk Admirals, Jan. 6-16, 2017
47:34 vs. Elmira, Jan. 6
60:00 vs. Elmira, Jan. 7
60:00 at Greenville, Jan. 13
60:00 at Greenville, Jan. 14
41:02 at Atlanta, Jan. 16

MOST CONSECUTIVE GAMES SHUTOUT
4 - Baton Rouge Kingfish, Mar. 9-22, 2003 (320:09)

LONGEST STREAK BEING SHUTOUT
320:09 - Baton Rouge Kingfish, Mar. 8 (16:17 of the second) - Mar. 25, 2003 (11:26 of the third)

TEAM PENALTY MINUTES

MOST PENALTY MINUTES, ONE SEASON
3,305 - Richmond Renegades, 1995-96
3,099 - Louisiana IceGators, 1996-97
2,930 - Louisiana IceGators, 1995-96
2,751 - Columbus Chill, 1991-92
2,732 - Hampton Roads Admirals, 1995-96

HIGHEST PENALTY MINUTES PER-GAME AVERAGE, ONE SEASON
47.2 - Richmond Renegades, 1995-96 (3,305 minutes in 70 games)
44.3 - Louisiana IceGators, 1996-97 (3,099 minutes in 70 games)
43.0 - Columbus Chill, 1991-92 (2,751 minutes in 64 games)
42.2 - Greensboro Monarchs, 1992-93 (2,704 minutes in 64 games)
41.9 - Louisiana IceGators, 1995-96 (2,930 minutes in 70 games)

MOST PENALTY MINUTES, BOTH TEAMS, ONE GAME
306 - Victoria Salmon Kings (171) vs. Fresno Falcons (135), Feb. 16, 2005
304 - Richmond Renegades (169) vs. Hampton Roads Admirals (135), Nov. 20, 1996
301 - Toledo Storm (158) vs. Columbus Chill (143), Nov. 15, 1992
294 - Hampton Roads Admirals (166) vs. Greensboro Monarchs (128), Jan. 7, 1994

MOST PENALTY MINUTES, ONE TEAM, ONE GAME
181 - Nashville Knights vs. Knoxville, Nov. 13, 1993
174 - Jackson Bandits vs. Mississippi, Nov. 26, 2002
171 - Victoria Salmon Kings vs. Fresno, Feb. 16, 2005
- Toledo Storm vs. Dayton, Feb. 19, 1994
170 - Greensboro Monarchs vs. Raleigh, Oct. 31, 1992

FEWEST PENALTY MINUTES, ONE SEASON
608 - Toledo Walleye, 2025-26
618 - Jacksonville Icemen, 2025-26
635 - Jacksonville Icemen, 2023-24
644 - Tahoe Knight Monsters, 2024-25
656 - Reading Royals, 2021-22

LOWEST PENALTY MINUTES PER-GAME AVERAGE, ONE SEASON
8.4 - Toledo Walleye, 2025-26 (608 minutes in 72 games)
8.6 - Jacksonville Icemen, 2025-26 (618 minutes in 72 games)
- Wheeling Nailers, 2019-20 (502 minutes in 59 games) * *season was not completed due to COVID-19 pandemic*
8.8 - Jacksonville Icemen, 2023-24 (635 minutes in 72 games)
8.9 - Tahoe Knight Monsters, 2024-25 (644 minutes in 72 games)

FEWEST PENALTY MINUTES, BOTH TEAMS, ONE GAME
0 - South Carolina Stingrays at Savannah Ghost Pirates, Feb. 5, 2026
- Adirondack Thunder at Maine Mariners, April 13, 2025
- Orlando Solar Bears at Jacksonville Icemen, Dec. 3, 2022
- Allen Americans at Toledo Walleye, March 25, 2022
- Orlando Solar Bears at Florida Everblades, Feb. 23, 2022
- Orlando Solar Bears at Jacksonville Icemen, May 18, 2021
- Manchester Monarchs at Adirondack Thunder, Dec. 15, 2018
- Reading Royals at Worcester Railers, Feb. 7, 2018
- Tulsa Oilers at Quad City Mallards, Feb. 6, 2018
- Elmira Jackals at Brampton Beast, Nov. 18, 2016
- Evansville IceMen at Cincinnati Cyclones, Feb. 13, 2016
- Orlando Solar Bears at Florida Everblades, Jan. 22, 2016
- Adirondack Thunder at Norfolk Admirals, Dec. 19, 2016
- Kalamazoo Wings at Toledo Walleye, March 21, 2015
- Pee Dee Pride at Augusta Lynx, March 30, 2003
- Florida Everblades vs. Tallahassee Tiger Sharks, Dec. 23, 1999
- Erie Panthers vs. Johnstown Chiefs, March 14, 1990

FEWEST PENALTY MINUTES, ONE TEAM, ONE GAME
0 - 137 times, most recent:
Tulsa Oilers vs. Rapid City, Feb. 27, 2026
Greenville Swamp Rabbits at Reading, Feb. 27, 2026
Worcester Railers at Rapid City, Feb. 19, 2026
Wichita Thunder vs. Rapid City, Feb. 7, 2026
South Carolina Stingrays at Savannah, Feb. 5, 2026
Savannah Ghost Pirates vs, South Carolina, Feb. 5, 2026
Tahoe Knight Monsters at Fort Wayne, Jan, 31, 2026
Fort Wayne Komets at Cincinnati, Jan. 30, 2026
Kalamazoo Wings vs. Toledo, Jan. 30, 2026
Fort Wayne Komets at Indy, Jan. 23, 2026
Toledo Walleye at Fort Wayne, Jan, 11, 2026
Orlando Solar Bears at Savannah, Jan. 8, 2026
Idaho Steelheads at Rapid City, Nov, 26, 2025
Cincinnati Cyclones vs. Bloomington, Nov. 2, 2025
Utah Grizzlies vs. Jacksonville, Oct. 30, 2025

SHOOTOUT

MOST SHOOTERS
42 - Evansville at Florida, Feb. 22, 2013
- Evansville won 5-4 when its 21st shooter, Andre Bouvet-Morrissette, scored
- Hampton Roads at Birmingham, Oct. 16, 1992
-Birmingham won 7-6 when its 21st shooter, Brett Barnett, scored
40 - Utah at Cincinnati, March 8, 2026
- Cincinnati won 3-2 when its 20th shooter, Ryan Kirwan, scored
- Fresno at Phoenix, Nov. 5, 2008
-Fresno won 3-2 when Michael Ouzas stopped the 20th shooter for Phoenix

REGULAR SEASON - INDIVIDUAL RECORDS

GAMES

MOST GAMES PLAYED, CAREER

935 - Justin Taylor (Trenton, Idaho, Tulsa, Kalamazoo, Fort Wayne, Adirondack - 2010-26)
884 - Michael Pelech (Ontario, Toledo, Cincinnati, Utah, Norfolk, Reading, Greenville, Wheeling, Indy, Atlanta - 2009-23)
859 - Sam Ftorek (Augusta, Mobile, Greensboro, Gwinnett, Fresno, Cincinnati, Kalamazoo, Norfolk - 1998-2018)
789 - Cam Brown (Baton Rouge, Columbus, Erie, Gwinnett - 1991-2006)
776 - Garet Hunt (Stockton, Alaska, Jacksonville, Wheeling, South Carolina - 2008-24)

GOALS

MOST GOALS, CAREER

370 - Wes Goldie (Pee Dee, Victoria, Alaska - 1999-2012)
368 - Rod Taylor (Hampton Roads, Richmond, Roanoke, South Carolina, Peoria, Toledo - 1991-2003)
325 - Louis Dumont (Tallahassee, Wheeling, Louisiana, Augusta, Pensacola, Mississippi, Utah - 1994-2006)
- Trevor Jobe (Hampton Roads, Nashville, Richmond, Raleigh, Johnstown, Tallahassee, Baton Rouge - 1989-99)
323 - Darren Colbourne (Dayton, Richmond, Raleigh, Augusta - 1991-99)

MOST GOALS, SEASON

85 - Trevor Jobe (Nashville, 1992-93)
80 - Bill McDougall (Erie, 1989-90)
69 - Darren Colbourne (Richmond, 1993-94)
- Darren Colbourne (Dayton, 1991-92)
68 - Mark Green (Johnstown, 1991-92)

MOST GOALS, GAME

6 - Brad McCaughey, Toledo, Nov. 6, 1991 vs. Columbus (Ohio)
- Tom Bissett, Hampton Roads, Nov. 22, 1989 vs. Greensboro
5 - 33 times, most recent; Ashton Calder, Worcester, Apr. 7, 2024 vs. Maine

MOST GOALS, PERIOD

5 - Chanse Fitzpatrick, Dayton, Nov. 3, 2007 vs Trenton (Third Period)
- Lars Pettersen, Augusta, Feb. 11, 1999 vs. Birmingham (Third Period)

ASSISTS

MOST ASSISTS, CAREER

566 - Louis Dumont (Tallahassee, Wheeling, Louisiana, Augusta, Pensacola, Mississippi, Utah - 1994-2006)
478 - Michael Pelech (Ontario, Toledo, Cincinnati, Utah, Norfolk, Reading, Greenville, Wheeling, Indy, Atlanta - 2009-23)
460 - Chris Valicevic (Greensboro, Louisiana - 1993-2002)
432 - Matt Register (Ontario, Atlanta, Allen, Colorado, Toledo, Idaho - 2012-26)
390 - Darryl Noren (Charlotte, Greensboro 1990-2000)
- John Spoltore (Louisiana, 1995-2001)

MOST ASSISTS, SEASON

93 - Dan Gauthier (Knoxville, 1990-91)
92 - John Spoltore (Louisiana, 1999-2000)
90 - Hugo P. Belanger (Nashville, 1995-96)
89 - Chad Costello (Allen, 2016-17)
85 - Brad Schell (Gwinnett, 2006-07)

MOST ASSISTS, GAME

7 - Derek Clancey, Columbus (Ohio), Jan. 13, 1996 vs. Johnstown
- Joe Ferras, Richmond, Dec. 23, 1990 vs. Erie
6 - 17 times, most recent; Andrew Nielsen, Utah, Nov. 5, 2022 at Kansas City

POINTS

MOST POINTS, CAREER

891 - Louis Dumont (Tallahassee, Wheeling, Louisiana, Augusta, Pensacola, Mississippi, Utah - 1994-2006)
689 - Rod Taylor (Hampton Roads, Richmond, Roanoke, South Carolina, Peoria, Toledo - 1991-2003)
686 - Michael Pelech (Ontario, Toledo, Cincinnati, Utah, Norfolk, Reading, Greenville, Wheeling, Indy, Atlanta - 2009-23)
685 - Darryl Noren (Charlotte, Greensboro - 1990-2000)
634 - Trevor Jobe (Hampton Roads, Nashville, Richmond, Raleigh, Johnstown, Tallahassee, Baton Rouge - 1989-99)

MOST POINTS, SEASON

161 - Trevor Jobe (Nashville, 1992-93)
148 - Bill McDougall (Erie, 1989-90)
144 - Hugo P. Belanger (Nashville, 1995-96)
140 - Stan Drulia (Knoxville, 1990-91)
139 - Phil Berger (Greensboro, 1993-94)

MOST POINTS, GAME
10 - Trevor Jobe, Nashville, Feb. 6, 1993 at Roanoke Valley
9 - Gerry Daley, Nashville, Jan. 30, 1994 vs. Huntington
- Tom Bissett, Hampton Roads, Nov. 22, 1989 vs. Greensboro
8 - nine times, most recent; Jim Brown, Knoxville, Mar. 2, 1996 vs. Birmingham

POWER-PLAY AND SHORTHANDED GOALS

MOST POWER-PLAY GOALS, SEASON
27 - Kevin Baker (Florida, 2008-09)
- Colin Ward (Nashville, 1995-96)
26 - Andrew Williamson (Toledo, 1999-2000)
- Darren Colbourne (Dayton, 1991-92)
25 - Darren Colbourne (Richmond, 1993-94)
24 - five times, most recent; Don Parsons (Louisiana, 1997-98)

MOST POWER-PLAY GOALS, GAME
4 - Stephen Schultz, Trenton, Feb. 23, 2013 vs. Reading
- Michael Dubuc, South Carolina, Feb. 7, 2009 vs. Florida
- Barret Ehgoetz, Cincinnati, Jan. 14, 2009 vs. Wheeling
- Chanse Fitzpatrick, Dayton, Nov. 3, 2007 vs. Trenton
- Matt Oates, Columbus (Ohio), Mar. 8, 1996 at Erie

MOST POWER-PLAY GOALS, PERIOD
4 - Chanse Fitzpatrick, Dayton, Nov. 3, 2007 vs. Trenton (Third Period)

MOST SHORTHANDED GOALS, SEASON
11 - Jay Murphy (Louisiana, 1998-99)
- Jamey Hicks (Birmingham, 1997-98)
10 - Joe Bianchi (Richmond, 1999-2000)
8 - six times most recent;
Rob Concannon, South Carolina and Andrew Williamson, Toledo - 1999-2000

MOST SHORTHANDED GOALS, GAME
3 - Travis Barron, Utah, May 4, 2021 vs. Rapid City
- Tommy Olczyk, Indy, Dec. 23, 2017 vs. Cincinnati
- Shawn Szydlowski, Fort Wayne, March 21, 2015 vs. Missouri
- Chad Costello, Colorado, Dec. 12, 2012 vs. Las Vegas
- Jamey Hicks, Birmingham, Jan. 27, 1998 at Pensacola

GAME-WINNING GOALS

MOST GAME-WINNING GOALS, SEASON
15 - Brad McCaughey (Toledo, 1991-92)
14 - Joe Bianchi (Richmond, 1999-2000)
- Bob Berg (Louisiana, 1995-96)
12 - Jay Murphy (Louisiana, 2001-02)

THREE-OR-MORE GOAL GAMES

MOST THREE-OR-MORE GOAL GAMES, SEASON
12 - Trevor Jobe (Nashville, 1992-93)
7 - Darryl Noren (Charlotte, 1994-95)
- Mark Green (Johnstown, 1991-92)
- Bill McDougall (Erie, 1989-90)
6 - Sean Rowe (Louisiana, 1995-96)
- Darren Colbourne (Dayton, 1991-92)

MOST CONSECUTIVE THREE-OR-MORE GOAL GAMES
3 - Steve Gibson, Wheeling, Mar. 16, 18 & 21, 1997 (versus Johnstown, Peoria and Columbus (Ohio))
- Darryl Noren, Charlotte, Dec. 9, 10 & 16, 1994 (versus Roanoke, South Carolina and Greensboro)
- Trent Kaese, Columbus, Jan. 15, 17 & 24, 1992 (versus Toledo, Dayton and Knoxville)
- Brian Martin, Hampton Roads, Dec. 9, 10 & 12, 1989 (versus Nashville, Virginia and Knoxville)

SCORING BY A DEFENSEMAN

MOST GOALS, DEFENSEMAN, SEASON
28 - Jay Neal (Toledo, 1994-95)
27 - Chris Valicevic (Louisiana, 1999-2000)
26 - Charle-Edouard D'Astous (Utah, 2021-22)
- Les Lancaster (Allen, 2020-21)
- Rick Corriveau (Toledo, 1994-95)
- Joe Cook (Columbus, 1993-94)

MOST ASSISTS, DEFENSEMAN, SEASON
82 - Tom Nemeth (Dayton, 1993-94)
73 - Chris Valicevic (Louisiana, 1997-98)
72 - Marcus Crawford (Kansas City, 2025-26)
- Chris Valicevic (Louisiana, 1998-99)
70 - Chris Valicevic (Louisiana, 1995-96)
67 - Paul Marshall (Birmingham, 1993-94)

MOST POINTS, DEFENSEMAN, SEASON
98 - Tom Nemeth (Dayton, 1993-94)
94 - Chris Valicevic (Louisiana, 1995-96)
92 - Chris Valicevic (Louisiana, 1998-99)
- Chris Valicevic (Louisiana, 1997-98)
91 - Joe Cook (Columbus, 1993-94)

MOST POWER-PLAY GOALS, DEFENSEMAN, SEASON
18 - Jon Awe (Gwinnett, 2006-07)
16 - Chris Valicevic (Louisiana, 1995-96)
- Joe Cook (Columbus, 1993-94)
15 - Ben Storey (Louisiana, 2003-04)
- Steve Lingren (Victoria, 2005-06)

PER-GAME SCORING AVERAGES

HIGHEST GOALS-PER-GAME AVERAGE, CAREER
(AMONG PLAYERS WITH 150-OR-MORE GOALS)
0.92 - Trevor Jobe (Hampton Roads, Nashville, Richmond, Raleigh, Johnstown, Tallahassee, Baton Rouge - 1989-99)
0.91 - Brian Martin (Greensboro, Hampton Roads - 1989-94)
0.77 - Darren Colbourne (Dayton, Richmond, Raleigh, Augusta - 1991-99)
0.69 - Phil Berger (Greensboro, Charlotte, Raleigh, Hampton Roads, 1989-2000)
0.67 - Sheldon Gorski (Louisville, Miami, Pensacola - 1990-99)
- Andrew Williamson (Columbus, Dayton, Toledo, Augusta - 1997-03)

HIGHEST GOALS-PER-GAME AVERAGE, SEASON
(AMONG PLAYERS WITH 50-OR-MORE GOALS)
1.40 - Bill McDougall (Erie, 1989-90)
1.39 - Trevor Jobe (Nashville, 1992-93)
1.07 - Darren Colbourne (Dayton, 1991-92)
- Brian Martin (Hampton Roads, 1991-92)
1.06 - Mark Green (Johnstown, 1991-92)

HIGHEST ASSISTS-PER-GAME AVERAGE, CAREER
(AMONG PLAYERS WITH 200-OR-MORE ASSISTS)
1.15 - John Spoltore (Louisiana, 1995-01)
- Victor Gervais (Hampton Roads, Pee Dee - 1990-2004)
1.11 - Chad Costello (Texas, Colorado, Ontario, Allen - 2007-17)
1.02 - Doug Lawrence (Erie, Greensboro, Nashville, 1989-95)
0.95 - Phil Berger (Greensboro, Charlotte, Raleigh, Hampton Roads - 1989-2000)

HIGHEST ASSISTS-PER-GAME AVERAGE, SEASON
(AMONG PLAYERS WITH 35-OR-MORE ASSISTS)
1.70 - Victor Gervais (Hampton Roads, 1993-94)
1.53 - Matt Glennon (Johnstown, 1991-92)
1.52 - Dan Gauthier (Knoxville, 1990-91)
1.42 - Ben Finkelstein (Newfoundland, 2021-22)

HIGHEST POINTS-PER-GAME AVERAGE, CAREER
(AMONG PLAYERS WITH 350-OR-MORE POINTS)
1.85 - Brian Martin (Greensboro, Hampton Roads - 1989-94)
1.80 - Trevor Jobe (Hampton Roads, Nashville, Richmond, Raleigh, Johnstown, Tallahassee, Baton Rouge - 1989-99)
1.74 - Victor Gervais (Hampton Roads - 1990-98)
1.64 - Phil Berger (Greensboro, Charlotte, Raleigh, Hampton Roads - 1989-2000
1.58 - Chad Costello (Texas, Colorado, Ontario, Allen - 2007-17)

HIGHEST POINTS-PER-GAME AVERAGE, SEASON
(AMONG PLAYERS WITH 50-OR-MORE POINTS)
2.63 - Trevor Jobe (Nashville, 1992-93)
2.59 - Bill McDougall (Erie, 1989-90)
2.41 - Victor Gervais (Hampton Roads, 1993-94)
2.37 - Darryl Noren (Greensboro, 1991-92)
2.23 - Barry Chyzowski (Erie, 1990-91)

SCORING PLATEAUS

MOST 30-OR-MORE GOAL SEASONS
8 - Wes Goldie (Pee Dee, Victoria, Alaska - 2000--12)
- Rod Taylor (Hampton Roads, Richmond - 1992-2001)
6 - four tmes, most recent: Dany Bousquet (Birmingham, Pee Dee - 1996-2002)
5 - six times, most recent: Louis Dumont, 1996-04

MOST CONSECUTIVE 30-OR-MORE GOAL SEASONS
6 - Wes Goldie (Victoria, Alaska - 2006-12)
- Dany Bousquet (Birmingham, Pee Dee - 1996-2002)
- Rod Taylor (Hampton Roads - 1992-98)
5 - Don Parsons (Nashville, Tallahassee, Johnstown, Baton Rouge, Louisiana - 1994-99)
4 - Brian Martin (Greensboro, Hampton Roads - 1989-93)
- Darren Schwartz (Tallahassee, Wheeling - 1992-96)
- Trevor Jobe (Hampton Roads, Nashville, Richmond - 1989-93)
- Andrew Williamson (Columbus, Toledo - 1997-2001)

MOST 40-OR-MORE GOAL SEASONS
5 - Wes Goldie (Victoria, Alaska - 2006-11)
- Trevor Jobe (Hampton Roads, Nashville, Richmond, Johnstown, Tallahassee - 1989-96)
4 - Darren Colbourne (Dayton, Richmond, Raleigh - 1991-97)
- Sheldon Gorski (Louisville - 1990-98)
- Don Parsons (Tallahassee, Johnstown, Baton Rouge, Louisiana - 1994-99)
3 - Brian Martin (Greensboro, Hampton Roads - 1989-94)
- Darren Schwartz (Wheeling, Tallahassee - 1992-95)

MOST CONSECUTIVE 40-OR-MORE GOAL SEASONS
5 - Wes Goldie (Victoria, Alaska - 2006-11)
4 - Trevor Jobe (Hampton Roads, Nashville, Richmond - 1989-93)
- Don Parsons (Tallahassee, Johnstown, Baton Rouge, Louisiana - 1994-98)
3 - Darren Colbourne (Dayton, Richmond - 1991-94)
- Darren Schwartz (Tallahassee, Wheeling - 1992-95)

MOST 50-OR-MORE GOAL SEASONS
3 - Darren Colbourne (Dayton, Richmond, Raleigh - 1991-92, 1993-94, 1996-97)
- Sheldon Gorski (Louisville, 1990-93)
2 - Phil Berger (Greensboro - 1991-92, 1993-94)
- Dany Bousquet (Birmingham, 1996-98)
- Trevor Jobe (Nashville, Richmond - 1991-93)
- Brian Martin (Hampton Roads, 1990-91, 1992-93)
- Don Parsons (Johnstown, Louisiana, 1995-96, 1997-98)
- Darren Schwartz (Wheeling, 1992-94)
- Andrew Williamson (Toledo, 1999-01)

MOST CONSECUTIVE 50-OR-MORE GOAL SEASONS
3 - Sheldon Gorski, (Louisville, 1990-93)
2 - Dany Bousquet Birmingham, 1996-98)
- Trevor Jobe (Nashville, Richmond, 1991-93)
- Darren Schwartz (Wheeling, 1992-94)
- Andrew Williamson (Toledo, 1999-01)

FEWEST GAMES TO REACH 50 GOALS, SEASON
37 - Trevor Jobe (Nashville, 1992-93)
40 - Bill McDougall (Erie, 1989-90)

MOST 100-OR-MORE POINT SEASONS
4 - John Spoltore (Louisiana - 1995-96, 1997-2000)
3 - Chad Costello (Allen 2014-17)
- Darren Colbourne (Dayton, Richmond, Raleigh - 1991-92, 1993-94, 1996-97)
- Trevor Jobe (Nashville, Richmond - 1990-93)
2 - Derek Clancey (Columbus, Chesapeake - 1995-96, 1997-98)
- Phil Berger (Greensboro, 1991-92, 1993-94)
- Sheldon Gorski (Louisville, 1990-91, 1992-93)
- Brian Martin (Hampton Roads, 1990-91, 1992-93)

MOST CONSECUTIVE 100-OR-MORE POINT SEASONS
3 - Chad Costello (Allen, 2014-17)
- John Spoltor (Louisiana, 1997-2000
- Trevor Jobe (Nashville, Richmond - 1990-93)
2 - Sheldon Gorski (Louisville, 1990-92)

SCORING STREAKS

LONGEST CONSECUTIVE GOAL-SCORING STREAK
16 - Darren Schwartz, Wheeling, Jan. 14-Feb. 21, 1993 (25 goals)
13 - Kirby Lindal, Raleigh, Dec. 12, 1992-Jan. 24, 1993 (goals not available)
12 - Joe Gurney, Johnstown, Nov. 6, 1988-Nov. 26, 1988 (goals not available)
11 - Rick Judson, Toledo, Dec. 9, 1995-Jan. 5, 1996 (13 goals)
10 - Tom May, Utah, Jan. 16-Feb. 16, 2009 (10 goals)

LONGEST CONSECUTIVE ASSIST-SCORING STREAK
20 - David Desharnais, Cincinnati, Jan. 5-Feb. 29, 2008 (30 assists)
19 - Chad Costello, Allen, Feb. 26-Apr. 9, 2016 (29 assists)
17 - Peter Kasowski, Roanoke Valley, Oct. 26-Dec. 7, 1991 (28 assists)
15 - Scott Bertoli, Trenton, Feb. 16-Apr. 4, 2000 (21 assists)
- Mike Reier, Dayton, Oct. 23-Nov. 28, 1992 (24 assists)
14 - John Spoltore, Louisiana, Dec. 20, 1997-Jan. 16, 1998 (23 assists)
- John Spoltore, Louisiana, Oct. 17-Nov. 24, 1998 (22 assists)
- Matt Robbins, Charlotte, Jan. 12-Mar. 11, 1994 (18 assists)

LONGEST CONSECUTIVE POINT-SCORING STREAK
38 - Trevor Jobe, Nashville, Dec. 19, 1992-Mar. 14, 1993 (112 points)
35 - Brian Martin, Hampton Roads, Oct. 30, 1990-Jan. 18, 1991 (points not available)
32 - Jamey Hicks, Birmingham, Dec. 30, 1997-Mar. 6, 1998 (65 points)
27 - David Desharnais, Cincinnati, Dec. 31, 2007-Mar. 12, 2008 (49 points)
25 - Mike Kompon, Reading, Nov. 26, 2005-Mar. 8, 2006 (40 points)
- Sheldon Gorski, Louisville, Dec. 31, 1991-Feb. 4, 1992 (52 points)

FASTEST GOALS

FASTEST GOAL FROM START OF A GAME
6 seconds - Glenn Clark, Louisville, Mar. 11, 1994 vs. Johnstown

FASTEST GOAL FROM START OF A PERIOD
4 seconds - Maxime Gratchev, Elmira, Nov. 15, 2011 at Wheeling

FASTEST TWO GOALS
4 seconds - Garrett Meurs, Fort Wayne vs. Colorado, Feb. 21, 2016 (6:05, 6:09 of first period)

FASTEST TWO GOALS, DEFENSEMAN
7 seconds - Ray DiLauro, Reading vs. Trenton, Mar. 5, 2003 (10:27, 10:34 of third period)

FASTEST THREE GOALS
30 seconds - Darren Schwartz, Wheeling vs. Roanoke Valley, Dec. 20, 1992 (17:51, 18:03, 18:21 of third period)

FASTEST THREE GOALS, DEFENSEMAN
40 seconds - Ray DiLauro, Reading vs. Trenton, Mar. 5, 2003 (10:27, 10:34, 11:07 of third period)

SHOTS ON GOAL

MOST SHOTS ON GOAL, SEASON
443 - Darren Colbourne (Dayton, 1991-92)
402 - Ryan Ginand (Trenton, 2010-11)
397 - Darren Colbourne (Richmond, 1993-94)
368 - Dane Fox (Missouri , 2016-17)
360 - Bobby Russell (Jackson, 2000-01)

MOST SHOTS ON GOAL, GAME (SINCE 1995-96 SEASON)
17 - Bob Woods, Tallahassee vs. Louisiana, Mar. 14, 1998
15 - Brooklyn Kalmikov, Wheeling at Iowa, Apr. 14, 2023
- Brandon Hawkins, Toledo vs. Fort Wayne, Jan. 15, 2022
- Troy Milam, Gwinnett vs. Pensacola, Jan. 6, 2006
- George Zajankala, Dayton vs. Erie, Feb. 3, 1996
- Trevor Jobe, Johnstown vs. Columbus (Ohio), Nov. 25, 1995
14 - five times, most recent;
Scott Howes, Alaska vs. Idaho, Nov. 18, 2011

PLUS-MINUS RATING

HIGHEST PLUS-MINUS RATING, SEASON
+62 - Jordan Sambrook (Florida, 2025-26)
+59 - Victor Gervais (Hampton Roads, 1992-93)
+53 - Cody Haiskanen (Idaho, 2022-23)
- Matt Register (Idaho, 2022-23)
+51 - Brad McCaughey (Toledo, 1991-92)
+49 - four times, most recent:
Marcus Crawford (Kansas City, 2025-26)

HIGHEST PLUS-MINUS RATING, GAME
+8 - Aaron Slattengren, Augusta vs. Pensacola, Nov. 27, 2007
- Martin LePage, Wheeling vs. Huntington, Mar. 14, 1997

PENALTIES

MOST PENALTY MINUTES, CAREER
2,807 - Garet Hunt (Stockton, Alaska, Jacksonville, Wheeling, South Carolina - 2008-24)
2,425 - Cam Brown (Baton Rouge, Columbus, Erie, Gwinnett - 1991-2006)
2,253 - Brian Goudie (Hampton Roads, Pee Dee, Richmond, Florida - 1992-2003)
2,246 - Jason Clarke (Charlotte, Erie, Roanoke, Tallahassee, Pensacola, Mobile - 1993-2001)
2,183 - Trevor Senn (Winston-Salem, Wheeling, Greensboro, Richmond, South Carolina - 1991-2000)

MOST PENALTY MINUTES, SEASON
512 - Rob McCaig (Louisiana, 1995-96)
507 - Trevor Senn (Richmond, 1995-96)
505 - Kevin Evans (Mississippi, 1996-97)
491 - Jason Clarke (Roanoke, 1995-96)
467 - Jason Clarke (Roanoke, 1994-95)

HIGHEST PENALTY MINUTES-PER-GAME AVERAGE, SEASON
10.9 - Link Gaetz (Nashville, 1993-94)
10.4 - Ken Tasker (Toledo, 1999-2000)
9.8 - Andy Bezeau (South Carolina, 1993-94)
9.7 - Garrett Burnett (Johnstown, 1997-98)
- Trevor Senn (Greensboro, Richmond, South Carolina - 1994-95)

MOST PENALTY MINUTES, GAME
62 - Ron Majic, Hampton Roads vs. Wheeling, Feb. 24, 1995
- Greg Capson, Greensboro vs. Raleigh, Feb. 23, 1993
57 - Brett Angel, Phoenix at Idaho, Feb. 16, 2008
- Jason Hamilton, Greenville vs. Augusta, Nov. 27, 1998
54 - Travis Tucker, Louisville vs. Columbus (Ohio), Jan. 5, 1996

MOST MINOR PENALTIES, GAME
8 - four times, most recent; Chris Wheaton, Las Vegas vs. Long Beach, Feb. 15, 2004

MOST MAJOR PENALTIES, GAME
4 - Trevor Senn, Richmond vs. Peoria, Mar. 3, 2000
- Trevor Senn, Richmond vs. Hampton Roads, Dec. 26, 1998
- Eric Boulton, Charlotte vs. Knoxville, Oct. 30, 1996

GOALTENDING

MOST GAMES APPEARED IN BY A GOALTENDER, CAREER
479 - Nick Vitucci (Carolina, Winston-Salem, Greensboro, Hampton Roads, Toledo, Charlotte, Greenville - 1988-2001)
455 - Jason Saal (South Carolina, Hampton Roads, Peoria, Louisiana, Dayton, Arkansas, Augusta - 1995-2005)
394 - Joel Martin (Columbus, Trenton, Elmira, Augusta, Kalamazoo - 2003-18)
373 - Pat Nagle (Florida, Idaho, Fort Wayne, Toledo, Reading, 2011-23)
366 - Marc Magliarditi (Columbus,, Florida, Louisiana, Richmond, Las Vegas - 1997-2007)

MOST GAMES APPEARED IN BY A GOALTENDER, SEASON
65 - Mark Michaud (Hampton Roads, 1993-94)
64 - Joel Martin (Kalamazoo, 2015-16)
63 - Joel Martin (Kalamazoo, 2012-13)
62 - Brian Eklund (Pensacola, 2003-04)
61 - Olie Sundstrom (Wheeling/Johnstown, 1996-97)
60 - Jerry Kuhn (Greenville/Idaho, 2011-12)
- Matthew Yeats (Texas, 2006-07)
- Davis Parley (South Carolina, 2006-07)
- Darryl Paquette (Hampton Roads, 1996-97)
- Dave Gagnon (Roanoke, 1996-97)

MOST MINUTES PLAYED BY A GOALTENDER, CAREER
27,291 - Nick Vitucci (Carolina, Winston-Salem, Greensboro, Hampton Roads, Toledo, Charlotte, Greenville - 1988-2001)
22,962 - Joel Martin (Columbus, Trenton, Elmira, Augusta, Kalamazoo - 2003-18)
21,505 - Pat Nagle (Florida, Idaho, Fort Wayne, Toledo, Reading - 2011-23)
21,154 - Marc Magliarditi (Columbus, Florida, Louisiana, Richmond, Las Vegas - 1997-2007)
20,792 - Daniel Berthiaume (Roanoke, Wheeling, Greensboro - 1994-2004)

MOST MINUTES PLAYED BY A GOALTENDER, SEASON
3,777 - Joel Martin (Kalamazoo, 2015-16)
3,739 - Joel Martin (Kalamazoo, 2012-13)
3,724 - Brian Eklund (Pensacola, 2003-04)
3,723 - Mark Michaud (Hampton Roads, 1993-94)
3,522 - Davis Parley (South Carolina, 2006-07)

MOST SHUTOUTS BY A GOALTENDER, CAREER
25 - Jeff Jakaitis (Columbia, Charlotte, Gwinnett, South Carolina - 2007-15)
- Marc Magliarditi (Columbus, Florida, Louisiana, Richmond, Las Vegas - 1997-2006)
20 - Cam Johnson (Adirondack, Florida - 2018-26)
- Jason Saal (South Carolina, Peoria, Hampton Roads, Dayton, Louisiana, Arkansas, Augusta - 1996-2005)
19 - Parker Milner (Stockton, Quad City, Missouri, South Carolina - 2013-20)
18 - Pat Nagle (Florida, Idaho, Fort Wayne, Toledo, Reading - 2011-23)
- Riley Gill (Kalamazoo, Victoria, Reading, Allen - 2010-18)
- Daniel Berthiaume (Roanoke, Greensboro - 1994-2004)

MOST SHUTOUTS BY A GOALTENDER, SEASON
8 - Laurent Brossoit (Alaska/Bakersfield, 2013-14)
- Ryan Zapolski (South Carolina, 2012-13)
- Jean-Philippe Lamoureux (Alaska, 2008-09)
7 - Trent Miner (Utah, 2021-22)
- Parker Milner (South Carolina, 2019-20)
- Jake Paterson (Toledo, 2016-17)
- Riley Gill (Allen, 2016-17)
- Jeff Jakaitis (South Carolina, 2014-15)
- Frederic Cloutier (Louisiana, 2001-02)
- David Brumby (Jackson, 1999-2000)
- Maxime Gingras (Richmond, 1998-99)
6 - Mike Condon (Wheeling, 2013-14)
- Matthew Yeats (Texas, 2006-07)
- Alfie Michaud (Peoria, 2004-05)

LONGEST SHUTOUT SEQUENCE BY A GOALTENDER, SEASON
321:46 - Jeff Jakaitis, South Carolina (March 6-21, 2015)
236:03 - Darryl Paquette, Hampton Roads (March 23-April 2, 1997)
220:55 - Sebastien Laplante, Pee Dee (Nov. 13, 2004-Jan. 7, 2005)
215:31 - Jeff Jakaitis, Gwinnett (Dec. 16-30, 2011)
212:32 - Ryan Zapolski, South Carolina (Feb. 16-26, 2013)

MOST CONSECUTIVE SHUTOUTS BY A GOALTENDER, SEASON
4 - Jeff Jakaitis, South Carolina - 2014-15
(March 7 at Gwinnett, March 13 at Gwinnett, March 14 vs. Gwinnett, March 20 vs. Indy)

MOST WINS BY A GOALTENDER, CAREER
265 - Nick Vitucci (Carolina, Winston-Salem, Greensboro, Hampton Roads, Toledo, Charlotte, Greenville - 1988-2001)
223 - Pat Nagle (Florida, Idaho, Fort Wayne, Toledo, Reading - 2011-23)
217 - Marc Magliarditi (Columbus, Florida, Louisiana, Richmond. Las Vegas - 1997-2007)
201 - Daniel Berthiaume (Roanoke, Wheeling, Greensboro - 1994-2004)
200 - Joel Martin (Columbus, Trenton, Elmira, Augusta, Kalamazoo - 2003-17)

MOST WINS BY A GOALTENDER, SEASON
38 - Brian Eklund (Pensacola, 2003-04)
- Mark Michaud (Hampton Roads, 1993-94)
37 - Cam Johnson (Florida, 2024-25)
- Pat Nagle (Toledo, 2017-18)
- Trevor Koenig (San Diego, 2017-18)
36 - seven times, most recent: Joel Martin (Kalamazoo, 2015-16)

LONGEST WINNING STREAK BY A GOALTENDER, SEASON
21 - Josh Robinson, Missouri (Nov. 4, 2015-Feb. 14, 2016)
16 - Jeff Jakaitis, South Carolina (Feb. 15-Apr. 2, 2015)
14 - John Lethemon, Toledo (Jan. 11-Mar. 11, 2023)
13 - Angus Redmond, Newfoundland (Nov. 9, 2019-Feb. 23, 2020)
- Daniel Berthiaume, Roanoke (1994-95)
12 - Remi Poirier, Idaho (Dec. 10, 2022-Feb. 3, 2023)
- Cory Cadden, Knoxville (1993-94)
11 - nine times, most recent; Will Cranley, Florida (Nov. 1, 2025-Jan. 16, 2026)

MOST 20-OR-MORE WIN SEASONS BY A GOALTENDER, CAREER
- 7 - Pat Nagle (Florida, Idaho, Fort Wayne, Toledo, Reading - 2011-23)
- Daniel Berthiaume (Roanoke, Wheeling, Greensboro - 1994-2004)
- Nick Vitucci (Greensboro, Toledo, Charlotte, Greenville - 1990-2000)
- 6 - Marc Magliarditi (Florida, Louisiana, Richmond, Las Vegas - 1998-2006)
- 5 - Jason Saal (Hampton Roads, Louisiana, Arkansas, Augusta - 1998-2004)
- Joel Martin (Elmira, Kalamazoo - 2007-16)
- 4 - Ryan Nie (Johnstown, Bakersfield, Elmira, Cincinnati - 2007-11)
- Frederic Deschenes (Birmingham, Johnstown - 1998-2002)
- Dave Gagnon (Roanoke, 1996-2000)
- Mark Richards (Tallahassee, Pee Dee - 1994-99)

MOST CONSECUTIVE 20-OR-MORE WIN SEASONS BY A GOALTENDER
- 5 - Daniel Berthiaume (Roanoke, Greensboro - 1999-2004)
- 4 - Ryan Nie (Johnstown, Bakersfield, Elmira, Cincinnati, Kalamazoo - 2007-11)
- Jason Saal (Louisiana, Arkansas, Augusta - 2000-04)
- Frederic Deschenes (Birmingham, Johnstown - 1998-2002)
- Dave Gagnon (Roanoke, 1996-2000)
- Nick Vitucci (Charlotte, Toledo, 1994-98)

MOST 30-OR-MORE WIN SEASONS BY A GOALTENDER
- 3 - Joel Martin (Kalamazoo - 2012-13, 2014-16)
- 2 - Cam Johnson (Florida, 2024-25, 2025-26)
- Riley Gill (Allen - 2014-15, 2016-17)
- Marc Magliarditi (Florida, Las Vegas - 1998-99, 2005-06)
- Scott Stirling (Trenton, Atlantic City - 2000-01, 2003-04)
- Greg Gardner (Mississippi, 2002-04)
- Jeff Salajko (Columbus - 1996-97, 1998-99)
- Nick Vitucci (Toledo, Charlotte, 1994-96)

MOST CONSECUTIVE 30-OR-MORE WIN SEASONS BY A GOALTENDER
- 2 - Cam Johnson (Florida, 2024-26)
- Joel Martin (Kalamazoo, 2014-16)
- Greg Gardner (Mississippi, 2002-04)
- Nick Vitucci (Toledo, Charlotte, 1994-96)

MOST LOSSES BY A GOALTENDER, CAREER
- 150 - Nick Vitucci (Carolina, Winston-Salem, Greensboro, Hampton Roads, Toledo, Charlotte, Greenville - 1988-2001)
- 147 - Joel Martin (Columbus, Trenton, Elmira, Augusta, Kalamazoo - 2003-17)
- 120 - Jason Saal (South Carolina, Peoria, Hampton Roads, Dayton, Louisiana, Arkansas, Augusta - 1995-2005)
- 116 - Daniel Berthiaume (Roanoke, Wheeling, Greensboro - 1994-2004)
- David Brumby (Columbus Chill, Wheeling, Charlotte, Jackson, Columbus Cottonmouths, Pee Dee, Augusta, South Carolina, Victoria - 1996-2005)

MOST LOSSES BY A GOALTENDER, SEASON
- 31 - Cam Ellsworth (Pensacola, Stockton - 2007-08)
- 30 - Michael Mole (Phoenix, San Diego - 2005-06)
- Nathan Marsters (Louisiana, 2004-05)
- Jeff Salajko (Arkansas, 1999-2000)
- 29 - Michel Robinson (Greenville, 2003-04)
- Davis Parley (Texas, 2003-04)

LONGEST WINLESS STREAK BY A GOALTENDER, SEASON
- 22 - Jeff Weber (Stockton, 2005-06)
- 18 - Jeff Blair (Baton Rouge, 2002-03)
- 16 - Isaiah Saville (Savannah, 2022-23)
- Jason Stone (Victoria, 2004-05)
- 14 - Curtis Darling (Charlotte, Wheeling, 2007-08)
- 11 - Chris Driedger (Evansville, 2014-15)
- Trevor Koenig (Toledo, 1999-2000)
- Steve Plouffe (Johnstown, 1997-98)

MOST TIES BY A GOALTENDER, SEASON
- 15 - Greg Hewitt (Mobile, 2001-02)
- 12 - Michael Mole (Utah, 2008-09)
- 10 - Jason Saal (Arkansas, 2001-02)
- Aaron Israel (Jacksonville, Richmond, Johnstown - 1995-96)
- 9 - Maxime Daigneault (South Carolina, 2005-06)
- Maxime Gingras (Pensacola, 2002-03)
- Paxton Schafer (Baton Rouge, 2000-01)

LOWEST GOALS-AGAINST AVERAGE BY A GOALTENDER, SEASON
- 1.64 - Ryan Zapolski (South Carolina, 2012-13)
- 1.67 - Dany Sabourin (Wheeling, 2004-05)
- 1.84 - Cam Johnson (Florida, 2024-25)
- Frederic Cloutier (Louisiana, 2001-02)
- 1.86 - Parker Milner (South Carolina, 2017-18)
- 1.88 - Josh Robinson (Missouri, 2015-16)
- 1.91 - Scott Stirling (Atlantic City, 2003-04)
- Curtis Sanford (Peoria, 2000-01)

HIGHEST SAVE PERCENTAGE BY A GOALTENDER, SEASON
.945 - Frederic Cloutier (Louisiana, 2001-02)
.942 - Ryan Zapolski (South Carolina, 2012-13)
- Dany Sabourin (Wheeling, 2004-05)
.941 - Chris Madden (Long Beach, 2004-05)
.940 - Jeff Deslauriers (Greenville, 2004-05)

MOST SAVES BY A GOALTENDER, SEASON
2,194 - Brian Eklund (Pensacola, 2003-04)
2,084 - Joel Martin (Kalamazoo, 2015-16)
2,051 - Joel Martin (Kalamazoo, 2012-13)
2,001 - Jerry Kuhn (Greenville/Idaho, 2011-12)
1,852 - Ryan Munce (Mississippi, 2008-09)

MOST SAVES BY A GOALTENDER, GAME
67 - Dave Caruso, Trenton vs. Gwinnett, Oct. 29, 2010
65 - Daniel Boisclair, Greenville at Greensboro, Mar. 17, 2004
64 - Matus Kostur, Augusta vs. Gwinnett, Apr. 8, 2005
- Christian Soucy, Baton Rouge vs. Tallahassee, Jan. 18, 1997
63 - Ryan Munce, Bakersfield at Long Beach, Jan. 6, 2006
- Davis Parley, Texas at Pensacola, Jan. 2, 2004
- Joel Laing, Wheeling vs. Peoria, Feb. 16, 2002

MOST SAVES BY A GOALTENDER, PERIOD
30 - Rob McVicar, Utah at Long Beach, Nov. 17, 2006
- Jeff Salajko, Columbus (Ohio) vs. Roanoke, Mar. 11, 1997
- Mike Parson, Nashville vs. Birmingham, Jan. 2, 1994
29 - Joaquin Gage, Raleigh vs. Mobile, Oct. 24, 1997
- Chad Lang, Huntington vs. Raleigh, Jan. 28, 1997
28 - several players, most recent by:
- Ryan Munce, Mississippi vs. Texas, Mar. 22, 2008
- Cody Rudkowsky, Phoenix at Bakersfield, Jan. 8, 2008

GOALS SCORED BY A GOALTENDER
- Jesper Vikman, Tahoe, Jan. 5, 2025 at Maine
- Oskari Salminen, Norfolk, Mar. 29, 2024 vs. Atlanta
- Mitchell Gibson, South Carolina, Dec. 1, 2023 vs. Savannah
- Ryan Fanti, Fort Wayne, Mar. 25, 2023 vs. Rapid City
- Francois Brassard, Maine, Dec. 18, 2022 at Adirondack
- C.J. Motte, Quad City, Dec. 9, 2017 at Fort Wayne
- Alex Nedejlkovic, Florida, Dec. 30, 2016 at Atlanta
- Brian Foster, Cincinnati, Feb. 15, 2013 vs. Trenton
- Timo Pielmeier, Bakersfield, Dec. 19, 2009 at Utah
- Jonathan Quick, Reading, Oct. 24, 2007 at Pensacola
- Trevor Koenig, Atlantic City, Mar. 2, 2005 at Wheeling
- Brian Eklund, Pensacola, Dec. 5, 2003 at Mississippi
- Mike Smith, Lexington, Oct. 26, 2002 vs. Dayton
- Mark Bernard, Toledo, Mar. 27, 2001 vs. Johnstown
- Nick Vitucci, Charlotte, Mar. 6, 1996 vs. Louisville
- Sean Gauthier, South Carolina, Dec. 19, 1995 at Raleigh
- Olie Sundstrom, Erie, Dec. 15, 1995 vs. Wheeling
- Corwin Saurdiff, Hampton Roads, Mar. 18, 1995 vs. Charlotte

MOST POINTS BY A GOALTENDER, GAME
3 - Jason Saal, (0g-3a), Augusta, Dec. 12, 2003 vs. Greenville

SECTION 9

COACHING REGISTER

Photo courtesy Kansas City Mavericks

Kansas City Mavericks' head coach **Tad O'Had** received the John Brophy Award as ECHL Coach of the Year for the 2025-26 season. O'Had led Kansas City to its third consecutive Mountain Division title and its second Brabham Cup as ECHL regular-season champions in the last three years. The Mavericks' 55 wins and 115 points are both tied as the third-most in a single-season in ECHL history while their 28 road wins are second all-time. Kansas City was third in the league with 3.54 goals per game while ranking second with 2.21 goals-against per game.

ALL-TIME REGULAR SEASON ECHL COACHING REGISTER

COACH	TEAM	GAMES COACHED	WINS	LOSSES	TIES	WIN %	YEARS	CUP WINS	CAREER
Adams, B.J.	**Allen**	**32**	**10**	**17**	**5**	**0.391**	**1**		**2024-25**
Adduono, Rick	South Carolina	284	156	94	34	0.609	4	1	1998-02
	Greensboro	144	82	51	11	0.608	2		2002-04
	Pensacola	30	11	16	3	0.417	1		2005-06
	Long Beach	72	27	42	3	0.396	1		2006-07
	Total	**530**	**276**	**203**	**51**	**0.569**	**7**	**1**	
Aldoff, Rod	**Norfolk**	**17**	**2**	**11**	**4**	**0.235**	**1**		**2016-17**
Allen, Scott	**Johnstown**	**326**	**144**	**150**	**32**	**0.491**	**5**		**1997-02**
Allison, Dave	Virginia	60	36	18	6	0.650	1		1989-90
	Richmond	64	30	27	7	0.523	1		1990-92
	Total	**124**	**66**	**45**	**13**	**0.585**	**2**		
Anastas, Spiros	South Carolina	72	35	31	6	0.528	1		2018-19
	Brampton	62	34	25	3	0.573	1		2019-20
	Total	**134**	**69**	**56**	**9**	**0.549**	**2**		
Anzalone, Frank	Nashville	64	24	36	4	0.406	1		1991-92
	Roanoke	346	192	122	32	0.601	5		1993-98
	Pee Dee	83	53	25	5	0.669	2		1999-01
	Johnstown	144	63	59	22	0.514	2		2005-07
	Total	**637**	**332**	**242**	**63**	**0.571**	**10**		
Armstrong, Bill	**Trenton**	**144**	**75**	**52**	**17**	**0.580**	**2**		**2002-04**
Armstrong, Riley	**Maine**	**134**	**69**	**58**	**7**	**0.541**	**2**		**2018-20**
Army, Derek	**Wheeling**	**309**	**153**	**137**	**19**	**0.526**	**5**		**2020-25**
Axtell, Phil	**Quad City**	**107**	**46**	**54**	**7**	**0.463**	**2**		**2016-18**
Barkovich, Rick	**Raleigh**	**68**	**23**	**39**	**6**	**0.382**	**1**		**1994-95**
Barski, Phillip	**Bloomington**	**144**	**68**	**65**	**11**	**0.510**	**2**		**2024-26**
Bavis, Mike	**Wheeling**	**131**	**55**	**61**	**15**	**0.477**	**2**		**2018-20**
Becanic, John	**Utah**	**72**	**30**	**32**	**10**	**0.486**	**1**		**2025-26**
Beaulieu, Joshua	**Evansville**	**2**	**0**	**2**	**0**	**0.000**	**1**		**2014-15**
Bechard, Jerome	**Birmingham**	**3**	**2**	**1**	**0**	**0.667**	**1**		**1995-96**
Bednar, Jared	**South Carolina**	**143**	**89**	**45**	**9**	**0.653**	**2**	**1**	**2007-09**
Belanger, Eric	**Trois-Rivières**	**82**	**40**	**35**	**2**	**0.530**	**2**		**2021-23**
Bennett, Rick	**Savannah**	**113**	**42**	**56**	**15**	**0.438**	**2**		**2022-24**
Berehowsky, Drake	**Orlando**	**482**	**229**	**202**	**51**	**0.528**	**7**		**2012-13, 2016-22**
Bergeron, Marc-Andre	**Trois-Rivières**	**59**	**23**	**34**	**2**	**0.407**	**1**		**2022-23**
Bergin, Steve	**South Carolina**	**62**	**44**	**14**	**4**	**0.742**	**1**		**2019-20**
Bingham, Pat	Wheeling	144	89	46	9	0.649	2		2003-05
	Elmira	72	45	22	5	0.660	1		2011-12
	Total	**216**	**134**	**68**	**14**	**0.653**	**3**		
Binkley, Jason	**Reading**	**105**	**46**	**44**	**15**	**0.510**	**2**		**2023-25**
Black, Jamie	**San Diego**	**37**	**17**	**16**	**4**	**0.514**	**1**		**2005-06**
Blair, Ryan	**South Carolina**	**124**	**52**	**53**	**19**	**0.496**	**2**		**2020-22**
Bootland, Nick	**Kalamazoo**	**853**	**437**	**337**	**79**	**0.559**	**12**		**2009-22**
Boudreau, Ben	**Fort Wayne**	**185**	**100**	**65**	**20**	**0.595**	**3**	**1**	**2019-22**
Boudreau, Bruce	**Mississippi**	**210**	**109**	**75**	**26**	**0.581**	**3**	**1**	**1996-99**
Brandt, Andy	**Atlanta**	**199**	**75**	**103**	**21**	**0.430**	**3**		**2014-17**
Branham, Tim	**Utah**	**565**	**284**	**205**	**76**	**0.570**	**8**		**2013-21**
Brophy, John	Hampton Roads	738	416	250	72	0.613	11	3	1989-00
	Wheeling	144	64	73	7	0.469	2		2001-03
	Total	**882**	**480**	**323**	**79**	**0.589**	**13**	**3**	
Brown, Cam	**Baton Rouge**	**72**	**20**	**43**	**9**	**0.340**	**1**		**2002-03**
Brubaker, Jeff	Greensboro	388	211	149	28	0.580	6	1	1989-95
	Jacksonville	70	33	29	8	0.529	1		1995-96
	Tallahassee	70	27	34	9	0.450	1		1998-99
	Greensboro	142	46	82	14	0.373	2		1999-01
	Total	**670**	**317**	**294**	**59**	**0.517**	**10**	**1**	
Burt, Scott	Rapid City	288	130	129	29	0.502	4		2021-25
	Greensboro	72	19	46	7	0.313	1		2025-26
	Total	**360**	**149**	**175**	**36**	**0.464**	**5**		
Burton, Jim	**Augusta**	**121**	**61**	**46**	**14**	**0.562**	**3**		**2000-03**
Cameron, Malcolm	Cincinnati	72	36	29	7	0.549	1		2002-03
	Long Beach	144	79	47	18	0.611	2		2004-06
	Texas	144	93	31	20	0.715	2		2006-08
	Florida	143	87	42	14	0.657	2		2008-10
	Elmira	52	22	23	7	0.490	1		2010-11
	Wichita	216	84	105	27	0.451	3		2016-19
	Total	**771**	**401**	**277**	**93**	**0.580**	**11**		
Capuano, Jack	Knoxville	16	7	8	1	0.469	1		1996-97
	Pee Dee	155	94	45	16	0.658	3		1997-99, 2000-01
	Total	**171**	**101**	**53**	**17**	**0.640**	**4**		
Carbery, Spencer	**South Carolina**	**360**	**207**	**115**	**38**	**0.628**	**5**		**2011-16**
Carkner, Matt	**Orlando**	**216**	**105**	**82**	**29**	**0.553**	**3**		**2022-25**
Carlson, Steve	**Johnstown**	**248**	**123**	**105**	**20**	**0.536**	**4**		**1988-92**
Carr, Jeff	**Norfolk**	**205**	**101**	**85**	**19**	**0.539**	**3**		**2022-25**
Carroll, Brian	**Carolina**	**24**	**10**	**13**	**1**	**0.438**	**1**		**1988-89**
Cashman, Wayne	**Pensacola**	**72**	**27**	**40**	**5**	**0.410**	**1**		**2000-01**

COACH	TEAM	GAMES COACHED	WINS	LOSSES	TIES	WIN %	YEARS	CUP WINS	CAREER
Cassidy, Bruce	Jacksonville	122	52	54	16	0.492	2		1996-98
	Trenton	70	37	29	4	0.557	1		1999-00
	Total	**192**	**89**	**83**	**20**	**0.516**	**3**		
Chaulk, Colin	**Brampton**	**288**	**127**	**125**	**36**	**0.503**	**4**		**2015-19**
Christian, Jeff	**Wheeling**	**144**	**69**	**58**	**17**	**0.538**	**2**		**2016-18**
Christiansen, Doug	Manchester	72	39	29	4	0.569	1		2018-19
	Indy	184	90	77	17	0.535	3		2019-22
	Total	**256**	**129**	**106**	**21**	**0.545**	**4**		
Christiansen, Terry	Tallahassee	348	172	147	29	0.536	5		1994-98, 1999-00
	Miami	70	28	32	10	0.471	1		1998-99
	Total	**418**	**200**	**179**	**39**	**0.525**	**6**		
Christie, Jason	Peoria	360	217	101	42	0.661	5		2000-05
	Utah	216	90	102	24	0.472	3		2005-08
	Ontario	287	176	79	32	0.669	4		2011-15
	Tulsa	144	64	67	13	0.490	2		2015-17
	Jacksonville	275	120	130	25	0.482	4		2017-21
	Total	**1282**	**667**	**481**	**136**	**0.573**	**18**		
Choules, Ron	**Trois-Rivières**	**213**	**111**	**79**	**23**	**0.575**	**3**	**1**	**2023-26**
Church, Brad	**Phoenix**	**152**	**56**	**82**	**14**	**0.414**	**3**		**2006-09**
Cichocki, Chris	Arkansas	216	102	79	35	0.553	3		2001-03
	Cincinnati	72	25	43	4	0.375	1		2003-04
	Stockton	247	93	121	33	0.443	4		2005-09
	Total	**535**	**220**	**243**	**72**	**0.478**	**8**		
Clancey, Derek	Jackson	286	143	111	32	0.556	4		1999-03
	Reading	144	80	47	17	0.614	2		2003-05
	Total	**358**	**180**	**136**	**42**	**0.561**	**6**		
Clark, Joe	**Pensacola**	**65**	**20**	**39**	**6**	**0.354**	**1**		**2006-07**
Cloutier, Sylvain	**Adirondack**	**72**	**37**	**24**	**11**	**0.590**	**1**		**2025-26**
Clowe, Ryane	**Newfoundland**	**40**	**27**	**11**	**2**	**0.700**	**1**		**2018-19**
Colley, Kevin	**Utah**	**360**	**157**	**152**	**51**	**0.507**	**5**		**2008-13**
Cooke, Matt	**Newfoundland**	**66**	**28**	**28**	**10**	**0.500**	**1**		**2023-24**
Costello, Chad	Allen	144	70	67	7	0.510	2		2022-24
	Greenville	72	27	35	10	0.444	1		2025-26
	Total	**216**	**97**	**102**	**17**	**0.488**	**3**		
Courville, Larry	**Reading**	**611**	**343**	**212**	**56**	**0.607**	**9**	**1**	**2008-17**
Cunniff, David	**Worcester**	**117**	**49**	**58**	**10**	**0.462**	**2**		**2019-22**
Curcio, Pat	**San Francisco**	**112**	**40**	**58**	**14**	**0.420**	**2**		**2012-14**
Curran, Brian	Jacksonville	70	35	33	2	0.514	1		1998-99
	Columbus (Georgia)	72	37	27	8	0.569	1		2003-04
	Total	**142**	**72**	**60**	**10**	**0.542**	**2**		
Dalmao, Duncan	**Indy**	**305**	**159**	**112**	**34**	**0.577**	**5**		**2021-26**
Damon, Derek	**Iowa**	**216**	**85**	**98**	**33**	**0.470**	**3**		**2022-25**
Dean, Kevin	**Trenton**	**72**	**27**	**37**	**8**	**0.431**	**1**		**2010-11**
Dent, Ted	**Columbia**	**72**	**25**	**39**	**8**	**0.403**	**1**		**2005-06**
Deraney, Bob	**Worcester**	**25**	**9**	**14**	**2**	**0.400**	**1**		**2024-25**
DeSantis, Mark	**Rapid City**	**96**	**38**	**47**	**11**	**0.453**	**2**		**2015-17**
Desrosiers, Dennis	Cincinnati	128	73	44	11	0.613	2		1990-92
	Birmingham	302	145	129	28	0.526	5		1995-00
	Total	**430**	**218**	**173**	**39**	**0.552**	**7**		
Dickson, John-Scott	**Kansas City**	**259**	**121**	**114**	**24**	**0.514**	**4**		**2016-20**
Dineen, Gord	Macon	72	29	31	12	0.486	1		2001-02
	Richmond	72	35	31	6	0.528	1		2002-03
	Total	**144**	**64**	**62**	**18**	**0.507**	**2**		
Dirk, Robert	**Texas**	**144**	**39**	**88**	**17**	**0.330**	**2**		**2003-05**
Donatelli, Clark	**Wheeling**	**298**	**147**	**119**	**32**	**0.547**	**5**		**2011-16**
Drulia, Stan	Augusta	144	60	68	16	0.472	2		2003-05
	Wheeling	89	49	35	5	0.579	2		2010-12
	Total	**216**	**98**	**97**	**21**	**0.502**	**3**		
Duco, Mike	**Elmira**	**40**	**10**	**27**	**3**	**0.288**	**1**		**2016-17**
Dupont, George	**Pensacola**	**49**	**10**	**35**	**4**	**0.245**	**2**		**2005-07**
Eaves, Murray	Toledo	70	39	26	5	0.593	1		1998-99
	Wheeling	70	25	40	5	0.393	1		1999-00
	Total	**140**	**64**	**66**	**10**	**0.493**	**2**		
Edwards, Ray	Huntington	140	66	58	16	0.529	2		1998-00
	Cincinnati	59	26	28	5	0.483	1		2001-02
	Total	**199**	**92**	**86**	**21**	**0.515**	**3**		
Emmett, Rick	**Gwinnett**	**89**	**35**	**48**	**6**	**0.427**	**2**		**2013-15**
Farrish, Dave	Louisiana	288	186	78	24	0.688	4		2000-04
	Pensacola	72	51	16	5	0.743	1		2004-05
	Total	**360**	**237**	**94**	**29**	**0.699**	**5**		
Ferguson, Bob	Florida	212	136	61	15	0.677	3		1998-01
	Augusta	216	101	100	15	0.502	3		2005-08
	Total	**428**	**237**	**161**	**30**	**0.589**	**6**		
Ferguson, Brett	**Allen**	**40**	**6**	**28**	**6**	**0.225**	**1**		**2024-25**
Ferras, Joe	**Rapid City**	**120**	**55**	**54**	**11**	**0.504**	**2**		**2014-16**
Filion, Ron	**Phoenix**	**136**	**45**	**81**	**10**	**0.368**	**2**		**2005-07**
Fitzsimmons, Jason	**South Carolina**	**360**	**188**	**126**	**46**	**0.586**	**5**		**2002-07**
Flanagan, Jeff	**Johnstown**	**35**	**9**	**19**	**7**	**0.357**	**1**		**2009-10**

COACH	TEAM	GAMES COACHED	WINS	LOSSES	TIES	WIN %	YEARS	CUP WINS	CAREER
Fleming, Gerry	Tallahassee	72	38	27	7	0.576	1		2000-01
	Florida	504	282	162	60	0.619	7		2001-08
	Iowa	72	29	33	10	0.472	1		2021-22
	Total	**648**	**349**	**222**	**77**	**0.598**	**9**		
Florio, Perry	Roanoke	190	100	73	17	0.571	3		2000-03
	Pee Dee	144	61	69	14	0.472	2		2003-05
	Total	**334**	**161**	**142**	**31**	**0.528**	**5**		
Fotiu, Nick	Nashville	132	62	61	9	0.504	2		1992-94
	Johnstown	170	51	97	22	0.365	3		1995-98
	Total	**302**	**113**	**158**	**31**	**0.425**	**5**		
Fraser, Jay	**Winston-Salem**	**64**	**20**	**41**	**3**	**0.336**	**1**		**1990-91**
French, Mark	**Wheeling**	**46**	**16**	**24**	**6**	**0.413**	**1**		**2020-21**
Ftorek, Robbie	**Norfolk**	**199**	**77**	**104**	**18**	**0.432**	**3**		**2016-19**
Garber, Bruce	Birmingham	64	30	29	5	0.508	1		1992-93
	Columbus (Georgia)	116	39	60	17	0.409	2		2001-03
	Total	**180**	**69**	**89**	**22**	**0.444**	**3**		
Gatzos, Steve	Roanoke Valley	64	14	49	1	0.227	1		1992-93
	Huntsville	68	20	39	9	0.360	1		1993-94
	Total	**132**	**34**	**88**	**10**	**0.295**	**2**		
Ginn, Mattt	**Atlanta**	**72**	**44**	**23**	**5**	**0.646**	**1**		**2025-26**
Godynyuk, Alex	**Greensboro**	**20**	**6**	**12**	**2**	**0.350**	**1**		**2001-02**
Gordon, Scott	**Roanoke**	**140**	**82**	**42**	**16**	**0.643**	**2**		**1998-00**
Gordon, Todd	Toledo	70	22	41	7	0.364	1		1999-00
	Pensacola	216	111	81	24	0.569	3		2001-04
	Louisiana	72	26	40	6	0.402	1		2004-05
	Total	**358**	**159**	**162**	**37**	**0.496**	**5**		
Gove, David	**Wheeling**	**45**	**23**	**13**	**6**	**0.578**	**1**		**2015-16**
Graham, Gary	**Fort Wayne**	**432**	**251**	**130**	**51**	**0.640**	**6**		**2013-19**
Graham, Neil	**Idaho**	**288**	**166**	**91**	**31**	**0.630**	**4**		**2015-19**
Granato, Don	Columbus (Ohio)	140	72	54	14	0.564	2		1997-99
	Peoria	70	45	20	5	0.679	1	1	1999-00
	Total	**210**	**117**	**74**	**19**	**0.602**	**3**	**1**	
Gratz, Brian	**Greenville**	**216**	**93**	**99**	**24**	**0.486**	**3**		**2015-18**
Gruhl, Scott	**Richmond**	**140**	**71**	**58**	**11**	**0.546**	**2**		**1996-98**
Guite, Ben	**Maine**	**72**	**33**	**31**	**8**	**0.514**	**1**		**2021-22**
Gulutzan, Glen	**Las Vegas**	**361**	**207**	**111**	**43**	**0.632**	**6**		**2003-09**
Hamel, Pierre	**Knoxville**	**120**	**53**	**60**	**7**	**0.471**	**2**		**1988-90**
Handy, Ron	**Arkansas**	**44**	**13**	**29**	**2**	**0.318**	**1**		**1999-00**
Hansis, Ron	Erie	448	219	200	29	0.521	7		1988-95
	Baton Rouge	11	7	3	1	0.682	1		1997-98
	Total	**459**	**226**	**203**	**30**	**0.525**	**8**		
Harney, Joe	**Wheeling**	**11**	**5**	**5**	**1**	**0.500**	**1**		**2000-01**
Harrison, Steve	**Toledo**	**23**	**9**	**11**	**3**	**0.457**	**1**		**2003-04**
Haviland, Mike	Atlantic City	216	130	60	26	0.662	3	1	2001-04
	Trenton	72	42	21	9	0.646	1	1	2004-05
	Total	**288**	**172**	**81**	**35**	**0.657**	**4**	**2**	
Henderson, Archie	**Nashville**	**60**	**26**	**30**	**4**	**0.467**	**1**		**1989-90**
Henry, James	**Reading**	**111**	**57**	**44**	**10**	**0.559**	**2**		**2022-24**
Herbers, Ian	**Johnstown**	**144**	**73**	**90**	**11**	**0.545**	**2**		**2007-09**
Hillman, Scott	**Indy**	**131**	**58**	**60**	**13**	**0.492**	**2**		**2014-16**
Holland, Dennis	**Toledo**	**144**	**65**	**61**	**18**	**0.514**	**2**		**2000-02**
Horachek, Peter	Nashville	64	31	29	4	0.516	1		1990-91
	Trenton	72	46	16	10	0.708	1		2001-02
	Total	**200**	**106**	**76**	**18**	**0.575**	**3**		
Houle, J.F.	**Bakersfield**	**72**	**26**	**38**	**8**	**0.417**	**1**		**2014-15**
Huddy, Charlie	**Huntington**	**70**	**34**	**29**	**7**	**0.536**	**1**		**1997-98**
Hughes, Brent	**Brampton**	**72**	**23**	**46**	**3**	**0.340**	**1**		**2014-15**
Ireland, Greg	**Dayton**	**356**	**175**	**134**	**47**	**0.558**	**5**		**1998-03**
Jackson, Don	**Knoxville**	**64**	**46**	**13**	**5**	**0.758**	**1**		**1990-91**
Jensen, Chris	**Wheeling**	**70**	**27**	**37**	**6**	**0.429**	**1**		**1998-99**
John, Bernie	**Indy**	**229**	**99**	**110**	**20**	**0.476**	**4**		**2015-19**
Johnstone, Eddie	Johnstown	200	102	82	16	0.550	3		1992-95
	Mobile	140	56	62	22	0.479	2		1995-97
	Total	**340**	**158**	**144**	**38**	**0.521**	**5**		
Kallechy, Jesse	**Fort Wayne**	**216**	**121**	**69**	**26**	**0.620**	**3**		**2023-26**
Kaminski, Kevin	**Long Beach**	**72**	**23**	**44**	**5**	**0.354**	**1**		**2003-04**
Kaufman, Mark	**Richmond**	**284**	**151**	**109**	**24**	**0.574**	**4**		**1998-02**
Kelly, Bob	**Huntington**	**68**	**14**	**49**	**5**	**0.243**	**1**		**1993-94**
Kelly, Paul	**Bakersfield**	**55**	**19**	**29**	**7**	**0.409**	**1**		**2003-04**
Kerr, Kevin	**Greenville**	**136**	**54**	**70**	**11**	**0.438**	**2**		**2018-20**
Kinasewich, Ryan	**Utah**	**288**	**133**	**135**	**20**	**0.497**	**4**		**2021-25**
Kish, Larry	**Wheeling**	**70**	**42**	**23**	**5**	**0.636**	**1**		**1995-96**
Kleinendorst, Kurt	**Raleigh**	**336**	**156**	**142**	**38**	**0.521**	**5**		**1991-94, 95-97**
Kotyk, Brenden	**South Carolina**	**162**	**94**	**56**	**12**	**0.617**	**3**		**2021-24**
Kowalsky, Rick	Trenton	288	138	122	28	0.528	4		2006-10
	Maine	72	42	21	9	0.646	1		2025-26
	Total	**360**	**180**	**143**	**37**	**0.662**	**5**		

COACH	TEAM	GAMES COACHED	WINS	LOSSES	TIES	WIN %	YEARS	CUP WINS	CAREER
Kromm, Rich	Evansville	72	25	40	7	0.396	1		2012-13
	Stockton	144	54	80	10	0.410	2		2013-15
	Total	**216**	**79**	**120**	**17**	**0.455**	**3**		
Kumpel, Mark	Nashville	138	74	52	12	0.580	2		1994-96
	Dayton	140	72	52	16	0.571	2		1997-98
	Total	**278**	**146**	**104**	**28**	**0.576**	**4**		
Lalonde, Derek	**Toledo**	**144**	**97**	**35**	**12**	**0.715**	**2**		**2014-16**
Lavallee-Smotherman, Jordan	**Worceter**	**144**	**66**	**66**	**12**	**0.500**	**2**		**2022-24**
Laviolette, Peter	**Wheeling**	**70**	**37**	**24**	**9**	**0.593**	**1**		**1997-98**
Lawless, Paul	**Cincinnati**	**13**	**10**	**2**	**1**	**0.808**	**1**		**2001-02**
Laxdal, Derek	**Idaho**	**360**	**217**	**108**	**35**	**0.651**	**5**	**1**	**2005-10**
LaZazzera, Mike	**Jacksonville**	**20**	**6**	**12**	**2**	**0.350**	**1**		**1996-97**
Leger, Dave	**Elmira**	**32**	**7**	**20**	**5**	**0.297**	**1**		**2016-17**
Lemieux, Alain	Jacksonville	70	27	34	9	0.386	1		1999-00
	Wheeling	61	19	35	7	0.369	1		2000-01
	Total	**131**	**46**	**69**	**16**	**0.412**	**2**		
Ling, Jamie	**Dayton**	**72**	**26**	**41**	**5**	**0.396**	**1**		**2003-04**
Loh, Alex	Adirondack	206	86	94	26	0.481	3		2018-22
	Savannah	31	16	12	3	0.565	1		2023-24
	Tahoe	144	76	55	13	0.573	2		2024-26
	Total	**381**	**178**	**161**	**42**	**0.522**	**6**		
Lohrei, David	Baton Rouge	102	48	40	14	0.539	2		2000-02
	Reading	72	32	35	5	0.479	1		2002-03
	Total	**174**	**80**	**75**	**19**	**0.514**	**3**		
Lord, Andrew	**Greenville**	**288**	**155**	**94**	**39**	**0.606**	**4**		**2020-24**
Luukko, Nick	**Jacksonville**	**216**	**126**	**73**	**17**	**0.623**	**3**		**2021-24**
MacAdam, Don	Charlotte	293	146	112	35	0.558	5		1999-04
	Dayton	216	80	112	24	0.426	3		2004-07
	Total	**509**	**226**	**224**	**59**	**0.502**	**8**		
MacArthur, Peter	**Adirondack**	**216**	**101**	**88**	**27**	**0.530**	**3**		**2022-25**
MacAulay, Tony	Roanoke	98	53	33	12	0.602	2		2002-04
	Trenton	53	21	29	3	0.425	1		2005-06
	Victoria	27	9	17	1	0.352	1		2006-07
	Total	**178**	**83**	**79**	**16**	**0.511**	**4**		
MacDonald, Kirk	**Reading**	**279**	**158**	**86**	**34**	**0.627**	**5**		**2016-22**
Macdonald, Matt	Cincinnati	288	142	116	30	0.545	4		2014-18
	Orlando	72	29	38	5	0.438	1		2025-26
	Total	**360**	**171**	**154**	**35**	**0.524**	**5**		
MacLean, Cail	South Carolina	144	78	48	18	0.604	2		2009-11
	Adirondack	144	79	48	17	0.608	2		2015-17
	Total	**288**	**157**	**96**	**35**	**0.606**	**4**		
MacPherson, B.J.	**San Diego**	**37**	**17**	**16**	**4**	**0.516**	**1**		**2005-06**
MacPherson, Scott	**Augusta**	**33**	**14**	**16**	**3**	**0.470**	**1**		**2000-01**
Madill, Mike	**Las Vegas**	**72**	**20**	**44**	**8**	**0.333**	**1**		**2013-14**
Mann, Troy	Columbia	144	62	62	20	0.500	2		2006-08
	Bakersfield	72	36	30	6	0.542	1		2013-14
	Total	**216**	**98**	**92**	**26**	**0.514**	**3**		
Mantha, Moe	**Columbus (Ohio)**	**138**	**68**	**60**	**10**	**0.529**	**2**		**1994-96**
Marks, John	Charlotte	346	191	120	35	0.603	5	1	1993-98
	Greenville	572	275	248	49	0.523	8	1	1998-06
	Pensacola	72	19	44	9	0.326	1		2007-08
	Augusta	18	6	10	2	0.388	1		2008-09
	Total	**1008**	**491**	**422**	**95**	**0.488**	**15**	**2**	
Martin, Joel	**Kalamazoo**	**288**	**134**	**130**	**24**	**0.507**	**4**		**2022-26**
Martinson, Steve	San Diego	72	49	13	10	0.750	1		2003-04
	Elmira	216	117	76	23	0.595	3		2007-10
	Chicago	72	34	26	12	0.556	1		2011-12
	Allen	638	361	213	64	0.616	9	2	2014-26
	Total	**998**	**561**	**328**	**109**	**0.617**	**14**	**2**	
Maruk, Dennis	**Baton Rouge**	**42**	**16**	**21**	**5**	**0.440**	**1**		**2001-02**
Mashinter, Brandon	**Jacksonville**	**48**	**29**	**16**	**3**	**0.635**	**1**		**2024-25**
Matvichuk, Richard	**Missouri**	**144**	**80**	**50**	**14**	**0.604**	**2**		**2014-16**
Maxwell, Bryan	**Victoria**	**110**	**29**	**75**	**6**	**0.291**	**2**		**2004-06**
McAdams, Keith	**Carolina**	**1**	**0**	**1**	**0**	**0.000**	**1**		**1988-89**
McCambridge, Keith	**Alaska**	**144**	**86**	**50**	**8**	**0.597**	**2**		**2007-09**
McClelland, Kevin	**Wichita**	**144**	**50**	**72**	**22**	**0.424**	**2**		**2014-16**
McCutcheon, Brian	**Columbus (Ohio)**	**70**	**44**	**21**	**5**	**0.664**	**1**		**1996-97**
McDonald, Bill	**Dayton**	**144**	**61**	**64**	**19**	**0.490**	**1**		**2007-09**
McGill, Bob	**Baton Rouge**	**140**	**63**	**62**	**15**	**0.504**	**2**		**1998-00**
McGuire, Pierre	**Baton Rouge**	**70**	**31**	**33**	**6**	**0.486**	**1**		**1996-97**
McKay, Doug	**Trenton**	**19**	**10**	**7**	**2**	**0.579**	**1**		**2005-06**
McSorley, Chris	Winston-Salem	60	38	16	6	0.683	1		1989-90
	Richmond	64	29	29	6	0.500	1		1990-91
	Toledo	196	126	52	18	0.689	3	2	1991-94
	Total	**320**	**193**	**97**	**30**	**0.650**	**5**	**2**	

COACH	TEAM	GAMES COACHED	WINS	LOSSES	TIES	WIN %	YEARS	CUP WINS	CAREER
McVie, Tom	**Wheeling**	**70**	**36**	**29**	**5**	**0.550**	**1**		**1996-97**
Mikesch, Pat	**Toledo**	**215**	**135**	**48**	**32**	**0.702**	**3**		**2023-26**
Moore, Blaine	**Fresno**	**25**	**8**	**15**	**2**	**0.360**	**1**		**2003-04**
Morrison, Mark	**Victoria**	**333**	**173**	**133**	**27**	**0.560**	**5**		**2006-11**
Mougenel, Ryan	**Las Vegas**	**288**	**151**	**111**	**26**	**0.569**	**4**		**2009-13**
Mullins, Dwight	Elmira	144	64	65	15	0.497	2		2012-14
	Evansville	30	9	16	4	0.367	1		2014-15
	Total	**174**	**73**	**81**	**19**	**0.474**	**3**		
Murdoch, Don	**Louisiana**	**70**	**43**	**18**	**9**	**0.679**	**1**		**1999-00**
Murray, Rob	Alaska	431	231	150	50	0.594	6	1	2011-17
	Tulsa	639	289	273	77	0.513	9		2017-26
	Total	**1070**	**520**	**423**	**127**	**0.545**	**15**		
Nesbitt, Derek	**Atlanta**	**144**	**51**	**80**	**13**	**0.399**	**2**		**2023-25**
Nichols, Robbie	**Elmira**	**20**	**10**	**7**	**3**	**0.575**	**1**		**2010-11**
Nightingale, Jared	**South Carolina**	**72**	**52**	**15**	**5**	**0.757**	**1**		**2024-25**
Nilan, Chris	**Chesapeake**	**140**	**68**	**53**	**19**	**0.554**	**2**		**1997-99**
Nobili, Jason	**Reading**	**34**	**9**	**23**	**2**	**0.294**	**1**		**2008-09**
Noel, Claude	Roanoke Valley	64	26	31	7	0.406	1		1990-91
	Dayton	128	67	49	12	0.570	2		1991-93
	Toledo	72	47	15	10	0.722	1		2002-03
	Total	**264**	**140**	**95**	**29**	**0.585**	**4**		
Noreen, Anthony	**Orlando**	**83**	**38**	**35**	**10**	**0.518**	**2**		**2015-17**
Nyrop, Bill	**Knoxville**	**64**	**20**	**36**	**8**	**0.375**	**1**		**1991-92**
O'Brien, Toby	**Johnstown**	**216**	**95**	**89**	**32**	**0.417**	**3**		**2002-05**
O'Dette, Matt	**Bakersfield**	**144**	**46**	**85**	**13**	**0.364**	**2**		**2011-13**
O'Had, Tad	**Kansas City**	**432**	**255**	**136**	**41**	**0.638**	**6**		**2020-26**
Olver, John	**Idaho**	**144**	**82**	**66**	**16**	**0.625**	**2**	**1**	**2003-05**
Papaioannou, Ryan	**Wheeling**	**72**	**46**	**20**	**6**	**0.681**	**1**		**2025-26**
Patrick, Glenn	**Wheeling**	**176**	**86**	**75**	**15**	**0.531**	**3**		**2005-07**
Payne, Davis	Pee Dee	188	104	67	17	0.598	3		2000-03
	Alaska	288	185	75	28	0.691	4	1	2003-07
	Total	**476**	**289**	**142**	**45**	**0.654**	**7**	**1**	
Payne, Jason	**Cincinnati**	**288**	**143**	**114**	**31**	**0.550**	**4**		**2021-25**
Pedersen, Al	Pensacola	280	132	125	23	0.513	4		1996-00
	Mississippi	72	34	33	5	0.507	1		2000-01
	Total	**352**	**166**	**158**	**28**	**0.511**	**5**		
Pickard, Paul	**Huntington**	**68**	**28**	**37**	**3**	**0.434**	**1**		**1994-95**
Playfair, Jim	**Dayton**	**206**	**106**	**76**	**24**	**0.573**	**3**		**1993-96**
Poss, Greg	**Florida**	**432**	**247**	**144**	**41**	**0.619**	**6**	**1**	**2010-16**
Potvin, Marc	**Mississippi**	**70**	**35**	**27**	**8**	**0.557**	**1**		**1999-00**
Puhalski, Greg	Toledo	278	162	85	31	0.638	4		1994-98
	Wheeling	184	82	83	19	0.497	3		2007-10
	Total	**462**	**244**	**168**	**50**	**0.582**	**7**		
Pyle, Jeff	Mobile	284	137	113	34	0.542	4		1998-02
	Gwinnett/Atlanta	853	447	322	84	0.573	12		2003-11, 2018-23
	Evansville	72	31	30	11	0.507	1		2013-14
	Total	**1209**	**615**	**465**	**129**	**0.562**	**17**		
Ralph, Brad	Idaho	216	132	64	20	0.657	3		2012-15
	Florida	707	452	178	77	0.694	10	3	2016-26
	Total	**851**	**535**	**229**	**87**	**0.680**	**12**	**3**	
Ramsay, Bruce	Tulsa	72	37	29	6	0.556	1		2014-15
	Wichita	493	218	214	61	0.504	7		2019-26
	Total	**565**	**255**	**243**	**67**	**0.511**	**8**		
Raymond, Marty	**Bakersfield**	**521**	**265**	**200**	**56**	**0.562**	**8**		**2003-11**
Reeds, Mark	**Peoria**	**210**	**126**	**65**	**19**	**0.645**	**3**		**1996-99**
Roberto, Phil	Birmingham	181	90	81	10	0.525	3		1993-96
	Columbus (Georgia)	30	12	16	2	0.433	1		2002-03
	Total	**211**	**102**	**97**	**12**	**0.512**	**4**		
Ruskowski, Terry	Columbus (Ohio)	196	96	80	20	0.541	3		1991-94
	Quad City	181	93	73	15	0.555	3		2014-17
	Total	**377**	**189**	**153**	**35**	**0.548**	**6**		
Russell, Jamie	Elmira	144	69	63	12	0.521	2		2014-16
	Worcester	159	73	66	20	0.522	3		2017-20
	Total	**303**	**142**	**129**	**32**	**0.521**	**5**		
Sator, Ted	**New Orleans**	**354**	**173**	**135**	**46**	**0.554**	**5**		**1997-02**
Sauter, Doug	Winston-Salem	64	36	24	4	0.562	1		1991-92
	Wheeling	200	124	56	20	0.670	3		1992-95
	Total	**264**	**160**	**80**	**24**	**0.652**	**4**		
Sauter, Hardy	**Idaho**	**144**	**63**	**59**	**22**	**0.514**	**2**		**2010-12**
Schneekloth, Aaron	**Colorado**	**144**	**95**	**38**	**11**	**0.698**	**2**	**2**	**2016-18**
Schultz, Dave	**Baton Rouge**	**59**	**26**	**24**	**9**	**0.517**	**1**		**1997-98**
Schultz, Kohl	**Kansas City**	**18**	**6**	**10**	**2**	**0.389**	**1**		**2019-20**
Seeley, Richard	**Manchester**	**216**	**117**	**73**	**26**	**0.602**	**3**		**2015-18**
Selenski, Joe	**Carolina**	**22**	**9**	**13**	**0**	**0.409**	**1**		**1988-89**
Shaw, Matt	**Mobile**	**70**	**35**	**27**	**8**	**0.557**	**1**		**1997-98**
Shedden, Doug	**Louisiana**	**280**	**170**	**84**	**26**	**0.654**	**4**		**1995-99**
Sheen, Everett	**Idaho**	**421**	**257**	**130**	**34**	**0.651**	**6**		**2019-26**
Simon, Ben	**Cincinnati**	**72**	**41**	**23**	**8**	**0.625**	**1**		**2013-14**

COACH	TEAM	GAMES COACHED	WINS	LOSSES	TIES	WIN %	YEARS	CUP WINS	CAREER
Sims, Al	Reading	72	27	36	9	0.438	1		2001-02
	Fort Wayne	72	33	35	4	0.486	1		2012-13
	Evansville	113	35	63	15	0.376	2		2014-16
	Total	**257**	**95**	**134**	**28**	**0.424**	**4**		
Skalde, Jarrod	**Cincinnati**	**144**	**68**	**57**	**19**	**0.538**	**2**		**2010-12**
Smith, Barry T.	**Erie**	**70**	**25**	**40**	**5**	**0.393**	**1**		**1995-96**
Smith, Barry	**Knoxville**	**304**	**147**	**131**	**26**	**0.526**	**5**		**1992-97**
Smith, Dave	**Rapid City**	**72**	**29**	**36**	**7**	**0.451**	**1**		**2025-26**
Smith, Neil	**Johnstown**	**37**	**9**	**24**	**4**	**0.297**	**1**		**2009-10**
Snowden, John	**Newfoundland**	**92**	**58**	**27**	**7**	**0.668**	**2**	**1**	**2018-20**
Sommer, Roy	Roanoke Valley	64	21	36	7	0.383	1		1991-92
	Richmond	270	155	88	25	0.620	4	1	1992-96
	Total	**334**	**176**	**124**	**32**	**0.578**	**5**	**1**	
Sonier, Grant	**Huntington**	**140**	**54**	**72**	**14**	**0.436**	**2**		**1995-97**
Spenrath, Greg	**Fresno**	**119**	**54**	**53**	**12**	**0.504**	**2**		**2003-05**
St. Amour, Martin	**San Diego**	**107**	**52**	**43**	**12**	**0.598**	**2**		**2004-06**
Staal, Jared	**Savannah**	**144**	**66**	**67**	**11**	**0.497**	**2**		**2024-26**
Stewart, Chris	**Colorado**	**359**	**187**	**135**	**37**	**0.572**	**5**		**2011-16**
Stork, Dean	**Greenville**	**360**	**201**	**131**	**28**	**0.597**	**5**		**2010-15**
Tapper, Brad	**Adirondack**	**72**	**41**	**24**	**7**	**0.618**	**1**		**2017-18**
Taylor, Karl	Reading	216	112	82	22	0.569	3		2005-08
	Ontario	217	96	108	22	0.493	3		2008-11
	Total	**433**	**208**	**190**	**44**	**0.531**	**6**		
Taylor, Rod	**Norfolk**	**140**	**44**	**82**	**14**	**0.364**	**3**		**2019-23**
Teakle, Sean	**Jacksonville**	**96**	**42**	**38**	**16**	**0.521**	**2**		**2024-26**
Tetrault, Daniel	**Rapid City**	**275**	**116**	**134**	**25**	**0.467**	**4**		**2017-21**
Thomas, Matt	Atlantic City	72	42	22	8	0.639	1		2004-05
	Fresno	246	137	76	33	0.623	4		2005-09
	Stockton	329	164	127	39	0.555	5		2008-12
	Cincinnati	135	89	30	16	0.719	2		2018-20
	Total	**782**	**431**	**255**	**96**	**0.613**	**11**		
Thompson, Brent	**Alaska**	**144**	**83**	**50**	**11**	**0.615**	**2**	**1**	**2009-11**
Townshend, Graeme	**Greensboro**	**52**	**18**	**28**	**6**	**0.404**	**1**		**2001-02**
Tuzzolino, Nick	**Worcester**	**119**	**60**	**46**	**13**	**0.559**	**2**		**2024-26**
Vaive, Rick	**South Carolina**	**346**	**201**	**105**	**40**	**0.639**	**5**	**1**	**1993-98**
Veilleux, Eric	**Norfolk**	**72**	**30**	**37**	**5**	**0.451**	**1**		**2015-16**
Vitucci, Nick	**Toledo**	**604**	**289**	**262**	**53**	**0.522**	**8**		**2003-07, 09-14**
Walby, Steffon	**Mississippi**	**143**	**57**	**75**	**11**	**0.437**	**2**		**2007-09**
Wallin, Terrence	**Maine**	**216**	**107**	**94**	**15**	**0.530**	**3**		**2022-25**
Ward, Geoff	**Arkansas**	**26**	**5**	**20**	**1**	**0.212**	**1**		**1999-00**
Ward, Troy	Trenton	72	50	18	4	0.722	1		2000-01
	Victoria	34	12	14	8	0.471	1		2005-06
	Total	**106**	**62**	**32**	**12**	**0.642**	**2**		**1998-00**
Warsofsky, David	**South Carolina**	**72**	**45**	**23**	**4**	**0.653**	**1**		**2025-26**
Warsofsky, Ryan	**South Carolina**	**144**	**88**	**44**	**12**	**0.653**	**2**		**2016-18**
Watson, Brendan	**Carolina**	**13**	**8**	**5**	**0**	**0.615**	**1**	**1**	**1988-89**
Watson, Dan	**Toledo**	**440**	**277**	**125**	**38**	**0.673**	**7**		**2013-14, 2016-23**
Weber, Chuck	Cincinnati	288	177	92	19	0.648	4	2	2006-10
	Atlanta	72	32	35	5	0.479	1		2017-18
	Iowa	72	24	40	8	0.389	1		2025-26
	Total	**432**	**233**	**167**	**32**	**0.576**	**6**	**2**	
Wellwood, Eric	**Newfoundland**	**139**	**90**	**42**	**7**	**0.673**	**2**		**2021-23**
Weselowski, Riley	**Cincinnati**	**72**	**35**	**32**	**5**	**0.521**	**1**		**2025-26**
Wheeler, Shawn	**Charlotte**	**105**	**43**	**48**	**14**	**0.476**	**2**		**1998-00**
White, Scott	**Columbia**	**288**	**165**	**87**	**36**	**0.635**	**4**		**2001-05**
Wiebe, Dan	Raleigh	140	70	60	10	0.536	2		1997-99
	Augusta	70	34	31	5	0.521	1		1999-00
	Total	**210**	**104**	**91**	**15**	**0.531**	**3**		
Wiley, Jim	**Lexington**	**72**	**34**	**31**	**7**	**0.521**	**1**		**2002-03**
Wilkie, David	**Augusta**	**62**	**24**	**32**	**6**	**0.435**	**1**		**2002-03**
Wilkinson, Derek	**Charlotte**	**461**	**237**	**182**	**42**	**0.560**	**7**		**2003-10**
Williams, Vince	Trenton	144	53	73	18	0.431	2		2011-13
	Orlando	144	80	49	15	0.608	2		2013-15
	Total	**288**	**133**	**122**	**33**	**0.519**	**4**		
Willison, Kevin	**Virginia**	**60**	**22**	**30**	**8**	**0.433**	**1**		**1988-89**
Wroblewski, John	**Gwinnett**	**144**	**84**	**46**	**14**	**0.632**	**2**		**2011-13**
Woods, Bob	**Mississippi**	**288**	**169**	**94**	**25**	**0.630**	**4**		**2001-05**
Young, Warren	Louisville (IceHawks)	260	108	125	27	0.467	4		1990-94
	Louisville (RiverFrogs)	210	100	86	24	0.533	3		1995-98
	Total	**470**	**208**	**211**	**51**	**0.497**	**7**		
Zruna, Mike	**Birmingham**	**72**	**28**	**40**	**4**	**0.417**	**1**		**2000-01**

REGULAR SEASON COACHING RECORDS

MOST CAREER GAMES COACHED

1,282 - Jason Christie, Peoria, 2000-05; Utah, 2005-08; Ontario, 2011-15; Tulsa, 2015-17; Jacksonville, 2017-21
1,209 - Jeff Pyle, Mobile, 1998-02; Gwinnett, 2003-11; Evansville, 2013-14; Atlanta, 2018-23
1,070 - Rob Murray, Alaska, 2011-17; Tulsa, 2017-26
1,008 - John Marks, Charlotte, 1993-98; Greenville, 1998-2006; Pensacola, 2007-08; Augusta, 2008-09
998 - Steve Martinson, San Diego, 2003-04; Elmira, 2007-10; Chicago, 2011-12; Allen, 2014-22, 2025-26

MOST CAREER COACHING WINS

667 - Jason Christie, Peoria, 2000-05; Utah, 2005-08; Ontario, 2011-15; Tulsa, 2015-17; Jacksonville, 2017-21
615 - Jeff Pyle, Mobile, 1998-02; Gwinnett, 2003-11; Evansville, 2013-14; Atlanta, 2018-23
584 - Brad Ralph, Idaho, 2012-15; Florida, 2016-26
561 - Steve Martinson, San Diego, 2003-04; Elmira, 2007-10; Chicago, 2011-12; Allen, 2014-22, 2025-26
520 - Rob Murray, Alaska, 2011-17; Tulsa, 2017-26

MOST CAREER COACHING LOSSES

479 - Jason Christie, Peoria, 2000-05; Utah, 2005-08; Ontario, 2011-15; Tulsa, 2015-17; Jacksonville, 2017-21
465 - Jeff Pyle, Mobile, 1998-02; Gwinnett, 2003-11; Evansville, 2013-14; Atlanta, 2018-23
423 - Rob Murray, Alaska, 2011-17; Tulsa, 2017-26
422 - John Marks, Charlotte, 1993-98; Greenville, 1998-06; Pensacola, 2007-08; Augusta, 2008-09
337 - Nick Bootland, Kalamazoo, 2009-22

HIGHEST CAREER COACHING WIN PERCENTAGE (MINIMUM 60 GAMES)

.758 - Don Jackson, Knoxville, 1990-91 (46-13-5)
.757 - Jared Nightingale, South Carolina, 2024-25 (52-15-5)
.742 - Steve Bergin, South Carolina, 2019-20 (44-13-4)
.715 - Derek Lalonde, Toledo, 2014-16 (97-35-12)
.702 - Pat Mikesch, Toledo, 2023-26 (135-48-32)

MOST CAREER COACHING YEARS

18 - Jason Christie, Peoria, 2000-05; Utah, 2005-08; Ontario, 2011-15; Tulsa, 2015-17; Jacksonville, 2017-20
17 - Jeff Pyle, Mobile, 1998-02; Gwinnett, 2003-11; Evansville, 2013-14; Atlanta, 2018-22
15 - John Marks, Charlotte, 1993-98; Greenville, 1998-2006; Pensacola, 2007-08; Augusta, 2008-09
- Rob Murray, Alaska, 2011-17; Tulsa, 2017-26
14 - Steve Martinson, San Diego, 2003-04; Elmira, 2007-10; Chicago, 2011-12; Allen, 2014-22. 2025-26
13 - John Brophy, Hampton Roads, 1989-2000; Wheeling, 2001-03
- Brad Ralph, Idaho, 2012-15; Florida, 2016-26
12 - Nick Bootland, Kalamazoo, 2009-22
11 - Matt Thomas, Atlantic City, 2004-05; Fresno, 2005-08; Stockton, 2008-13; Cincinnati, 2018-20
- Malcolm Cameron, Cincinnati, 2002-03; Long Beach, 2004-06; Texas, 2006-08; Florida, 2008-10; Elmira, 2010-11; Wichita, 2016-19

ALL-TIME ECHL POSTSEASON COACHING REGISTER

COACH	TEAM	GAMES COACHED	WINS	LOSSES	WIN %	YEARS	CUP WINS	CAREER
Adduono, Rick	South Carolina	36	21	15	0.583	4	1	1998-02
	Greensboro	8	4	4	0.500	1		2002-03
	Total	**40**	**23**	**17**	**0.575**	**5**	**1**	
Allen, Scott	**Johnstown**	**19**	**7**	**12**	**0.368**	**3**		**1998-02**
Allison, Dave	Virginia	4	1	3	0.250	1		1989-90
	Richmond	11	4	7	0.364	2		1990-92
	Total	**15**	**5**	**10**	**0.333**	**3**		
Anastas, Spiros	**South Carolina**	**5**	**1**	**4**	**0.200**	**1**		**2018-19**
Anzalone, Frank	Roanoke	26	10	16	0.385	5		1993-98
	Pee Dee	5	2	3	0.400	1		1999-00
	Johnstown	7	2	5	0.286	2		2005-07
	Total	**38**	**14**	**24**	**0.368**	**8**		
Armstrong, Bill	**Trenton**	**3**	**0**	**3**	**0.000**	**1**		**2002-03**
Army, Derek	**Wheeling**	**25**	**9**	**16**	**0.360**	**3**		**2021-25**
Axtell, Phil	**Quad City**	**6**	**2**	**4**	**0.333**	**1**		**2016-17**
Barski, Phillip	**Bloomington**	**6**	**2**	**4**	**0.333**	**1**		**2025-26**
Bednar, Jared	**South Carolina**	**43**	**26**	**17**	**0.605**	**2**	**1**	**2007-09**
Belanger, Eric	**Trois-Rivières**	**7**	**3**	**4**	**0.429**	**1**		**2021-22**
Berehowsky, Drake	**Orlando**	**26**	**13**	**13**	**0.500**	**3**		**2016-19**
Bingham, Pat	Wheeling	5	2	3	0.400	1		2003-04
	Elmira	10	4	6	0.400	1		2011-12
	Total	**15**	**6**	**9**	**0.400**	**2**		
Binkley, Jason	**Reading**	**4**	**0**	**4**	**0.000**	**1**		**2024-25**
Blair, Ryan	**South Carolina**	**13**	**7**	**6**	**0.538**	**1**		**2020-21**
Bootland, Nick	**Kalamazoo**	**67**	**31**	**36**	**0.463**	**8**		**2009-19**
Boudreau, Ben	**Fort Wayne**	**27**	**15**	**12**	**0.556**	**3**	**1**	**2020-23**
Boudreau, Bruce	**Mississippi**	**21**	**14**	**7**	**0.667**	**2**	**1**	**1996-99**
Branham, Tim	**Utah**	**39**	**12**	**27**	**0.308**	**6**		**2013-21**
Brophy, John	**Hampton Roads**	**94**	**55**	**39**	**0.585**	**11**	**3**	**1989-00**
Brubaker, Jeff	Greensboro	61	34	27	0.557	6	1	1990-95
	Jacksonville	18	9	9	0.500	1		1995-96
	Total	**79**	**43**	**36**	**0.544**	**7**	**1**	
Burton, Jim	**Augusta**	**3**	**1**	**2**	**0.333**	**1**		**2000-03**
Cameron, Malcolm	Cincinnati	15	9	6	0.600	1		2002-03
	Long Beach	14	6	8	0.429	2		2004-06
	Texas	19	10	9	0.526	2		2006-08
	Florida	20	9	11	0.450	2		2008-10
	Wichita	6	2	4	0.333	1		2017-18
	Total	**74**	**36**	**38**	**0.486**	**8**		
Capuano, Jack	**Pee Dee**	**21**	**10**	**11**	**0.476**	**3**		**1996-99**
Carbery, Spencer	**South Carolina**	**63**	**30**	**33**	**0.476**	**5**		**2011-16**
Carkner, Matt	**Orlando**	**23**	**10**	**13**	**0.435**	**2**		**2023-25**
Carlson, Steve	**Johnstown**	**24**	**11**	**13**	**0.458**	**3**		**1988-92**
Carr, Jeff	**Norfolk**	**23**	**12**	**11**	**0.522**	**2**		**2023-25**
Cassidy, Bruce	**Trenton**	**14**	**8**	**6**	**0.571**	**1**		**1999-00**
Chaulk, Colin	**Brampton**	**18**	**8**	**10**	**0.444**	**2**		**2016-19**
Choules, Ron	**Trois-Rivieres**	**27**	**18**	**9**	**0.667**	**2**	**1**	**2023-25**
Christian, Jeff	**Wheeling**	**20**	**10**	**10**	**0.500**	**1**		**2015-16**
Christiansen, Doug	Manchester	11	6	5	0.545	1		2018-19
	Indy	4	1	3	0.250	1		2020-21
	Total	**15**	**7**	**8**	**0.467**	**2**		
Christiansen, Terry	**Tallahassee**	**25**	**15**	**10**	**0.600**	**3**		**1994-98**
Christie, Jason	Peoria	31	16	15	0.516	4		2000-05
	Utah	19	8	11	0.421	2		2005-08
	Ontario	38	19	19	0.500	4		2011-15
	Jacksonville	6	2	4	0.333	1		2018-19
	Total	**94**	**45**	**49**	**0.479**	**11**		
Church, Brad	**Phoenix**	**4**	**0**	**4**	**0.000**	**1**		**2006-07**
Cichocki, Chris	Arkansas	9	3	6	0.333	2		2000-03
	Stockton	12	4	8	0.333	2		2006-08
	Total	**21**	**7**	**14**	**0.333**	**4**		
Clancey, Derek	Jackson	15	6	9	0.400	3		1999-03
	Reading	23	13	10	0.565	2		2003-05
	Total	**38**	**19**	**19**	**0.500**	**5**		
Cloutier, Sylvain	**Adirondack**	**7**	**3**	**4**	**0.429**	**1**		**2025-26**
Colley, Kevin	**Utah**	**29**	**7**	**22**	**0.241**	**5**		**2008-13**
Costello, Chad	**Allen**	**16**	**6**	**10**	**0.375**	**2**		**2022-24**
Courville, Larry	**Reading**	**77**	**42**	**35**	**0.545**	**7**	**1**	**2009-16**
Curcio, Pat	**San Francisco**	**5**	**1**	**4**	**0.200**	**1**		**2012-13**
Curran, Brian	**Jacksonville**	**2**	**0**	**2**	**0.000**	**1**		**1998-99**
Dalmao, Duncan	**Indy**	**18**	**2**	**16**	**0.111**	**4**		**2022-26**
Damon, Derek	**Iowa**	**7**	**3**	**4**	**0.429**	**1**		**2024-25**

COACH	TEAM	GAMES COACHED	WINS	LOSSES	WIN %	YEARS	CUP WINS	CAREER
Desrosiers, Dennis	Cincinnati	13	7	6	0.538	2		1990-91
	Birmingham	17	8	9	0.471	5		1995-00
	Total	**30**	**15**	**15**	**0.500**	**7**		
Dickson, John-Scott	**Kansas Ciy**	**7**	**3**	**4**	**0.429**	**1**		**2018-19**
Donatelli, Clark	**Wheeling**	**21**	**10**	**11**	**0.476**	**3**		**2011-15**
Drulia, Stan	**Wheeling**	**17**	**9**	**8**	**0.529**	**1**		**2010-11**
Eaves, Murray	**Toledo**	**7**	**3**	**4**	**0.429**	**1**		**1998-99**
Edwards, Ray	Huntington	5	2	3	0.400	1		1999-00
	Cincinnati	3	0	3	0.000	1		2001-02
	Total	**8**	**2**	**6**	**0.250**	**2**		
Farrish, Dave	Pensacola	4	1	3	0.250	1		2004-05
	Louisiana	34	15	19	0.441	4		2000-04
	Total	**38**	**16**	**22**	**0.421**	**5**		
Ferguson, Bob	Florida	16	7	9	0.438	3		1998-01
	Augusta	9	2	7	0.222	3		2007-08
	Total	**25**	**9**	**16**	**0.360**	**5**		
Ferras, Joe	**Rapid City**	**13**	**6**	**7**	**0.462**	**1**		**2014-15**
Fitzsimmons, Jason	**South Carolina**	**21**	**7**	**14**	**0.333**	**4**		**2002-06**
Fleming, Gerry	**Florida**	**67**	**39**	**28**	**0.582**	**7**		**2001-08**
Florio, Perry	**Roanoke**	**9**	**3**	**6**	**0.333**	**2**		**2000-02**
Fotiu, Nick	**Nashville**	**11**	**5**	**6**	**0.455**	**2**		**1992-94**
Gatzos, Steve	**Huntsville**	**3**	**1**	**2**	**0.333**	**1**		**1993-94**
Ginn, Matt	**Atlanta**	**6**	**2**	**4**	**0.333**	**1**		**2025-26**
Gordon, Scott	**Roanoke**	**16**	**7**	**9**	**0.438**	**2**		**1998-00**
Gordon, Todd	**Pensacola**	**12**	**3**	**9**	**0.250**	**3**		**2001-04**
Gove, David	**Wheeling**	**6**	**4**	**2**	**0.667**	**1**		**2015-16**
Graham, Gary	**Fort Wayne**	**73**	**40**	**33**	**0.548**	**6**		**2013-19**
Graham, Neil	**Idaho**	**34**	**14**	**20**	**0.412**	**4**		**2015-19**
Granato, Don	Columbus (Ohio)	4	1	3	0.250	1		1997-99
	Peoria	18	14	4	0.778	1	1	1999-00
	Total	**22**	**15**	**7**	**0.682**	**2**	**1**	
Gratz, Brian	**Greenville**	**6**	**2**	**4**	**0.333**	**1**		**2016-17**
Gruhl, Scott	**Richmond**	**8**	**4**	**4**	**0.500**	**1**		**1996-98**
Guite, Ben	**Maine**	**6**	**2**	**4**	**0.333**	**1**		**2021-22**
Gulutzan, Glen	**Las Vegas**	**46**	**22**	**24**	**0.478**	**5**		**2003-08**
Hamel, Pierre	**Knoxville**	**4**	**0**	**4**	**0.000**	**1**		**1988-89**
Hansis, Ron	**Erie**	**25**	**8**	**17**	**0.320**	**5**		**1988-98**
Haviland, Mike	Atlantic City	35	22	13	0.629	3	1	2001-04
	Trenton	20	14	6	0.700	1	1	2004-05
	Total	**55**	**36**	**19**	**0.659**	**4**	**2**	
Henderson, Archie	**Nashville**	**5**	**1**	**4**	**0.200**	**1**		**1989-90**
Henry, James	**Reading**	**11**	**5**	**6**	**0.455**	**1**		**2022-23**
Herbers, Ian	**Johnstown**	**6**	**2**	**4**	**0.333**	**1**		**2007-08**
Holland, Dennis	**Toledo**	**8**	**3**	**5**	**0.375**	**1**		**2000-02**
Horachek, Peter	Roanoke Valley	7	3	4	0.429	1		1990-91
	Trenton	7	3	4	0.429	1		2001-02
	Total	**14**	**6**	**8**	**0.429**	**2**		
Huddy, Charlie	**Huntington**	**4**	**1**	**3**	**0.250**	**1**		**1997-98**
Ireland, Greg	**Dayton**	**29**	**13**	**16**	**0.448**	**4**		**1998-03**
Jackson, Don	**Knoxville**	**3**	**0**	**3**	**0.000**	**1**		**1990-91**
John, Bernie	**Indy**	**4**	**0**	**4**	**0.000**	**1**		**2017-18**
Johnstone, Eddie	Johnstown	13	5	8	0.385	3		1992-95
	Mobile	3	0	3	0.000	1		1995-97
	Total	**16**	**5**	**11**	**0.313**	**4**		
Kallechy, Jesse	**Fort Wayne**	**30**	**16**	**14**	**0.533**	**2**		**2024-26**
Kaufman, Mark	**Richmond**	**25**	**14**	**11**	**0.560**	**3**		**1998-02**
Kinasewich, Ryan	**Utah**	**24**	**11**	**13**	**0.458**	**2**		**2021-23**
Kish, Larry	**Wheeling**	**7**	**4**	**3**	**0.571**	**1**		**1995-96**
Kleinendorst, Kurt	**Raleigh**	**34**	**16**	**18**	**0.471**	**4**		**1991-97**
Kotyk, Brenden	**South Carolina**	**6**	**2**	**4**	**0.333**	**1**		**2022-23**
Kowalsky, Rick	**Trenton**	**14**	**5**	**9**	**0.357**	**2**		**2005-07**
Kromm, Rich	**Stockton**	**9**	**5**	**4**	**0.545**	**1**		**2013-14**
Kumpel, Mark	Nashville	18	10	8	0.556	2		1994-96
	Dayton	9	3	6	0.333	2		1996-98
	Total	**27**	**13**	**14**	**0.481**	**4**		
Lalonde, Derek	**Toledo**	**28**	**14**	**14**	**0.500**	**2**		**2014-16**
Laviolette, Peter	**Wheeling**	**15**	**8**	**7**	**0.533**	**1**		**1997-98**
Lawless, Paul	**Cincinnati**	**3**	**0**	**3**	**0.000**	**1**		**2001-02**
Laxdal, Derek	**Idaho**	**52**	**28**	**24**	**0.538**	**5**	**1**	**2005-10**
Loh, Alex	Adirondack	5	1	4	0.200	1		2018-19
	Tahoe	12	4	8	0.333	2		2024-26
	Total	**17**	**5**	**12**	**0.294**	**3**		

COACH	TEAM	GAMES COACHED	WINS	LOSSES	WIN %	YEARS	CUP WINS	CAREER
Lohrei, David	**Baton Rouge**	**2**	**0**	**2**	**0.000**	**1**		**2000-01**
Lord, Andrew	**Greenville**	**26**	**10**	**16**	**0.385**	**4**		**2020-24**
Luukko, Nick	**Jacksonville**	**27**	**13**	**14**	**0.481**	**3**		**2021-24**
MacAdam, Don	**Charlotte**	**10**	**4**	**6**	**0.400**	**2**		**2000-03**
	Dayton	**22**	**12**	**10**	**0.545**	**1**		**2006-07**
	Total	**32**	**16**	**16**	**0.500**	**3**		
MacArthur, Peter	**Adirondack**	**24**	**11**	**13**	**0.458**	**2**		**2022-24**
MacAulay, Tony	**Roanoke**	**7**	**2**	**5**	**0.286**	**2**		**2002-04**
	Trenton	**2**	**0**	**2**	**0.000**	**1**		**2005-06**
	Total	**9**	**2**	**7**	**0.222**	**3**		
MacDonald, Kirk	**Reading**	**23**	**9**	**14**	**0.391**	**3**		**2016-22**
Macdonald, Matt	**Cincinnati**	**12**	**4**	**8**	**0.333**	**2**		**2015-18**
MacLean, Cail	South Carolina	9	3	6	0.333	2		2009-11
	Adirondack	18	9	9	0.500	2		2015-17
	Total	**27**	**12**	**15**	**0.444**	**4**		
MacPherson, B.J.	**San Diego**	**4**	**0**	**4**	**0.000**	**1**		**2005-06**
Madill, Mike	**Las Vegas**	**4**	**0**	**4**	**0.000**	**1**		**2013-14**
Mann, Troy	Columbia	13	8	5	0.615	1		2007-08
	Bakersfield	16	10	6	0.625	1		2013-14
	Total	**29**	**18**	**11**	**0.621**	**2**		
Mantha, Moe	**Columbus (Ohio)**	**6**	**0**	**6**	**0.000**	**2**		**1994-96**
Marks, John	Charlotte	32	17	15	0.531	5	1	1993-98
	Greenville	49	28	21	0.571	5	1	1998-06
	Total	**81**	**45**	**36**	**0.568**	**10**	**2**	
Martin, Joel	**Kalamazoo**	**4**	**0**	**4**	**0.000**	**1**		**2023-24**
Martinson, Steve	San Diego	3	0	3	0.000	1		2003-04
	Elmira	22	8	14	0.364	3		2007-10
	Allen	88	50	38	0.568	7	2	2014-22, 2025-26
	Total	**113**	**58**	**55**	**0.513**	**11**	**2**	
Matvichuk, Richard	**Missouri**	**10**	**6**	**4**	**0.600**	**1**		**2015-16**
McCambridge, Keith	**Alaska**	**30**	**20**	**10**	**0.667**	**2**		**2007-09**
McCutcheon, Brian	**Columbus (Ohio)**	**8**	**3**	**5**	**0.375**	**1**		**1996-97**
McDonald, Bill	**Dayton**	**2**	**0**	**2**	**0.000**	**1**		**2007-08**
McGill, Bob	**Baton Rouge**	**8**	**3**	**5**	**0.375**	**2**		**1998-00**
McSorley, Chris	Winston-Salem	10	5	5	0.500	1		1989-90
	Toledo	35	24	11	0.686	3	2	1991-94
	Total	**45**	**29**	**16**	**0.644**	**4**	**2**	
McVie, Tom	**Wheeling**	**3**	**0**	**3**	**0.000**	**1**		**1996-97**
Mikesch, Pat	**Toledo**	**46**	**29**	**17**	**0.630**	**3**		**2023-26**
Morrison, Mark	**Victoria**	**43**	**21**	**22**	**0.488**	**5**		**2006-11**
Mougenel, Ryan	**Las Vegas**	**35**	**19**	**16**	**0.543**	**4**		**2009-13**
Murdoch, Don	**Louisiana**	**19**	**12**	**7**	**0.632**	**1**		**1999-00**
Murray, Rob	Alaska	42	27	15	0.643	3	1	2011-14
	Tulsa	37	16	21	0.432	4		2018-25
	Total	**79**	**43**	**36**	**0.544**	**7**	**1**	
Nichols, Robbie	**Elmira**	**4**	**1**	**3**	**0.250**	**1**		**2010-11**
Nightingale, Jared	**South Carolina**	**7**	**3**	**4**	**0.429**	**1**		**2024-25**
Nilan, Chris	**Chesapeake**	**11**	**4**	**7**	**0.364**	**2**		**1997-99**
Noel, Claude	Dayton	6	0	6	0.000	2		1991-93
	Toledo	7	4	3	0.571	1		2002-03
	Total	**13**	**4**	**9**	**0.308**	**3**		
O'Brien, Toby	**Johnstown**	**1**	**0**	**1**	**0.000**	**1**		**2003-04**
O'Had, Tad	**Kansas City**	**61**	**38**	**23**	**0.623**	**4**		**2022-26**
Olver, John	**Idaho**	**22**	**14**	**8**	**0.636**	**2**	**1**	**2003-05**
Papaioannou, Ryan	**Wheeling**	**17**	**9**	**8**	**0.529**	**1**		**2025-26**
Patrick, Glenn	**Wheeling**	**9**	**5**	**4**	**0.555**	**1**		**2005-06**
Payne, Davis	Pee Dee	26	12	14	0.462	3		2000-03
	Alaska	59	38	21	0.644	4	1	2003-07
	Total	**85**	**50**	**35**	**0.588**	**7**	**1**	
Payne, Jason	**Cincinnati**	**18**	**8**	**10**	**0.444**	**2**		**2021-23**
Pedersen, Al	**Pensacola**	**34**	**21**	**13**	**0.618**	**3**		**1996-00**
Peters, Anthony	**Reading**	**5**	**1**	**4**	**0.200**	**1**		**2025-26**
Pickard, Paul	**Huntington**	**4**	**1**	**3**	**0.250**	**1**		**1994-95**
Playfair, Jim	**Dayton**	**15**	**6**	**9**	**0.400**	**3**		**1993-96**
Poss, Greg	**Florida**	**53**	**31**	**22**	**0.585**	**5**	**1**	**2010-16**
Potvin, Marc	**Mississippi**	**7**	**3**	**4**	**0.429**	**1**		**1999-00**
Puhalski, Greg	Toledo	27	15	12	0.556	4		1994-98
	Wheeling	7	3	4	0.429	1		2008-09
	Total	**34**	**18**	**16**	**0.529**	**5**		
Pyle, Jeff	Mobile	17	7	10	0.412	3		1998-02
	Gwinnett/Atlanta	59	29	30	0.492	6		2003-08, 2021-22
	Total	**76**	**36**	**40**	**0.474**	**9**		

COACH	TEAM	GAMES COACHED	WINS	LOSSES	WIN %	YEARS	CUP WINS	CAREER
Ralph, Brad	Idaho	34	16	18	0.471	3		2012-15
	Florida	154	105	49	0.682	9	4	2016-25
	Total	**188**	**121**	**67**	**0.644**	**12**	**4**	
Ramsay, Bruce	Tulsa	5	1	4	0.200	1		2014-15
	Wichita	9	2	7	0.222	2		2020-25
	Total	**14**	**3**	**11**	**0.214**	**3**		
Raymond, Marty	**Bakersfield**	**56**	**23**	**33**	**0.411**	**7**		**2003-11**
Reeds, Mark	**Peoria**	**17**	**8**	**9**	**0.471**	**3**		**1996-99**
Roberto, Phil	**Birmingham**	**17**	**10**	**7**	**0.588**	**2**		**1993-96**
Ruskowski, Terry	Columbus (Ohio)	6	2	4	0.333	1		1991-94
	Quad City	11	3	8	0.273	2		2014-16
	Total	**17**	**5**	**12**	**0.294**	**3**		
Russell, Jamie	**Worcester**	**6**	**2**	**4**	**0.333**	**1**		**2017-18**
Sator, Ted	**New Orleans**	**25**	**10**	**15**	**0.400**	**5**		**1997-02**
Sauter, Doug	Winston-Salem	5	2	3	0.400	1		1991-92
	Wheeling	28	14	14	0.500	3		1992-95
	Total	**33**	**16**	**17**	**0.485**	**4**		
Sauter, Hardy	**Idaho**	**19**	**7**	**12**	**0.368**	**2**		**2010-12**
Schneekloth, Aaron	**Colorado**	**44**	**32**	**12**	**0.727**	**2**	**2**	**2016-18**
Seeley, Richard	**Manchester**	**34**	**18**	**16**	**0.529**	**3**		**2015-18**
Shaw, Matt	**Mobile**	**3**	**0**	**3**	**0.000**	**1**		**1997-98**
Shedden, Doug	**Louisiana**	**36**	**19**	**17**	**0.528**	**4**		**1995-99**
Sheen, Everett	**Idaho**	**35**	**18**	**17**	**0.514**	**3**		**2022-26**
Simon, Ben	**Cincinnati**	**24**	**14**	**10**	**0.583**	**1**		**2013-14**
Smith, Barry	**Knoxville**	**16**	**5**	**11**	**0.313**	**3**		**1992-96**
Snowden, John	**Newfoundland**	**23**	**16**	**6**	**0.696**	**1**	**1**	**2018-19**
Sommer, Roy	Roanoke Valley	7	3	4	0.429	1		1991-92
	Richmond	25	17	8	0.680	3	1	1992-96
	Total	**32**	**20**	**12**	**0.625**	**4**	**1**	
Skalde, Jarrod	**Cincinnati**	**21**	**10**	**11**	**0.476**	**2**		**2010-13**
St. Amour, Martin	**San Diego**	**4**	**0**	**4**	**0.000**	**1**		**2005-06**
Staal, Jared	**Savannah**	**4**	**0**	**4**	**0.000**	**1**		**2025-26**
Stewart, Chris	**Colorado**	**28**	**9**	**19**	**0.321**	**5**		**2011-16**
Stork, Dean	**Greenville**	**37**	**17**	**20**	**0.459**	**4**		**2010-14**
Tapper, Brad	**Adirondack**	**17**	**9**	**8**	**0.529**	**1**		**2017-18**
Taylor, Karl	Reading	17	8	9	0.471	2		2005-08
	Ontario	7	3	4	0.429	1		2008-09
	Total	**24**	**11**	**13**	**0.458**	**3**		
Teakle, Sean	**Jacksonville**	**4**	**0**	**4**	**0.000**	**1**		**2024-25**
Thomas, Matt	Atlantic City	3	0	3	0.000	1		2004-05
	Fresno	30	15	15	0.500	3		2005-08
	Stockton	64	34	30	0.531	5		2008-13
	Cincinnati	11	5	6	0.455	1		2018-19
	Total	**108**	**54**	**54**	**0.500**	**10**		
Thompson, Brent	**Alaska**	**17**	**13**	**4**	**0.765**	**2**	**1**	**2009-11**
Vaive, Rick	**South Carolina**	**43**	**25**	**18**	**0.581**	**5**	**1**	**1993-98**
Vitucci, Nick	**Toledo**	**30**	**11**	**19**	**0.367**	**4**		**2004-07, 09-13**
Walby, Steffon	**Mississippi**	**4**	**1**	**3**	**0.250**	**1**		**2007-08**
Wallin, Terrence	**Maine**	**13**	**5**	**8**	**0.385**	**2**		**2022-24**
Ward, Troy	**Trenton**	**19**	**11**	**8**	**0.579**	**1**		**2000-01**
Warsofsky, David	**South Carolina**	**11**	**5**	**6**	**0.455**	**1**		**2025-26**
Warsofsky, Ryan	**South Carolina**	**26**	**12**	**14**	**0.462**	**2**		**2016-18**
Watson, Brendan	**Carolina**	**11**	**8**	**3**	**0.727**	**1**	**1**	**1988-89**
Watson, Dan	**Toledo**	**85**	**51**	**34**	**0.600**	**5**		**2016-23**
Weber, Chuck	Cincinnati	71	45	26	0.634	4	2	2006-10
	Atlanta	4	0	4	0.000	1		2017-18
	Total	**75**	**45**	**30**	**0.600**	**5**	**2**	
Wellwood, Eric	**Newfoundland**	**35**	**19**	**16**	**0.543**	**2**		**2021-23**
White, Scott	**Columbia**	**26**	**14**	**12**	**0.538**	**4**		**2001-05**
Wiebe, Dan	**Augusta**	**14**	**6**	**8**	**0.429**	**2**		**1997-00**
Wiley, Jim	**Lexington**	**3**	**0**	**3**	**0.000**	**1**		**2002-03**
Wilkinson, Derek	**Charlotte**	**43**	**19**	**24**	**0.442**	**6**		**2004-10**
Williams, Vince	**Orlando**	**12**	**4**	**8**	**0.333**	**2**		**2013-15**
Woods, Bob	**Mississippi**	**31**	**18**	**13**	**0.580**	**4**		**2001-05**
Wroblewski, John	**Gwinnett**	**14**	**7**	**7**	**0.500**	**2**		**2011-13**
Young, Warren	Louisville (IceHawks)	26	12	14	0.462	3		1990-94
	Louisville (RiverFrogs)	3	0	3	0.000	1		1995-98
	Total	**29**	**12**	**17**	**0.414**	**4**		

POSTSEASON COACHING RECORDS

MOST CAREER PLAYOFF GAMES COACHED

188 - Brad Ralph, Idaho, 2013-15; Florida, 2017-26
113 - Steve Martinson, San Diego, 2003-04; Elmira, 2007-10; Allen, 2014-22, 2026
108 - Matt Thomas, Atlantic City, 2004-05; Fresno, 2005-08; Stockton, 2009-13; Cincinnati, 2018-19
94 - Jason Christie, Peoria, 2000-04; Utah, 2006-08; Ontario, 2012-15; Jacksonville, 2018-19
- John Brophy, Hampton Roads, 1989-2000

MOST CAREER PLAYOFF WINS

121 - Brad Ralph, Idaho, 2013-15; Florida, 2017-26
58 - Steve Martinson, San Diego, 2003-04; Elmira, 2007-10; Allen, 2014-22, 2026
55 - John Brophy, Hampton Roads, 1989-2000
54 - Matt Thomas, Atlantic City, 2004-05; Fresno, 2005-08; Stockton, 2009-13; Cincinnati, 2018-19
51 - Dan Watson, Toledo, 2017-23

MOST CAREER PLAYOFF LOSSES

67 - Brad Ralph, Idaho, 2013-15; Florida, 2017-26
55 - Steve Martinson, San Diego, 2003-04; Elmira, 2007-10; Allen, 2014-22, 2026
54 - Matt Thomas, Atlantic City, 2004-05; Fresno, 2005-08; Stockton, 2009-13; Cincinnati, 2018-19
49 - Jason Christie, Peoria, 2000-04; Utah, 2006-08; Ontario, 2012-15; Jacksonville, 2018-19
40 - Jeff Pyle, Mobile; Gwinnett; Atlanta, 1999-2009, 2022

MOST CAREER PLAYOFF APPEARANCES

12 - Brad Ralph, Idaho, 2013-15; Florida, 2017-26
11 - John Brophy, Hampton Roads, 1989-2000
- Jason Christie, Peoria, 2000-05; Utah, 2005-08; Ontario, 2011-15; Jacksonville, 2018-19
- Steve Martinson, San Diego, 2003-04; Elmira, 2007-10; Allen, 2014-22, 2026
10 - Matt Thomas, Atlantic City, 2004-05; Fresno, 2005-08; Stockton 2008-13; Cincinnati, 2018-19
- John Marks, Charlotte, 1993-98; Greenville, 1998-2006
- Jeff Pyle, Mobile, 1998-2002; Gwinnett, 2003-22

HIGHEST POSTSEASON CAREER COACHING WIN PERCENTAGE

.765 - Brent Thompson, Alaska, 2009-11 (13-4)
.727 - Aaron Schneekloth, Colorado, 2016-18 (32-12)
- Brendan Watson, Carolina, 1988-89 (8-3)
.696 - John Snowden, Newfoundland, 2018-19 (16-7)
.682 - Don Granato, Columbus, 1998-99; Peoria, 1999-2000 (15-7)

MOST ECHL CHAMPIONSHIPS

4 - Brad Ralph, Florida (2022, 2023 and 2024)
3 - John Brophy, Hampton Roads (1991, 1992 and 1998)
2 -Mike Haviland, Atlantic City (2003) and Trenton (2005)
- John Marks, Charlotte (1996) and Greenville (2002)
- Steve Martinson, Allen (2015 and 2016)
- Chris McSorley, Toledo (1993 and 1994)
- Aaron Schneekloth, Colorado (2017 and 2018)
- Chuck Weber, Cincinnati (2008 and 2010)

SECTION 10

ATTENDANCE

Photo courtesy Orlando Solar Bears

Photo courtesy Florida Everblades

During the 2025-26 season, the ECHL welcomed an average of 5,018 fans per game, marking the first time the League exceeded 5,000 fans per game since 1997-98. Between the regular season and Kelly Cup Playoffs, an all-time record of 5,810,411 fans attended ECHL games.

ECHL ATTENDANCE

	Regular Season			Playoffs			
Season	**Games**	**Attendance**	**Average**	**Games**	**Attendance**	**Average**	**Total**
2025-26	1,080	5,419,756	5,018	81	390,655	4,823	5,810,411
2024-25	1,044	5,203,711	4,984	78	386,748	4,958	5,590,459
2023-24	1,001	4,948,467	4,944	81	410,440	5,067	5,358,907
2022-23	1,008	4,666,886	4,629	81	377,572	4,661	5,044,458
2021-22	966	3,801,941	3,935	85	372,694	4,384	4,174,635
2020-21	486	1,105,921	2,275	29	75,825	2,614	1,181,746
2019-20	797	3,449,348	4,327	--	--	--	3,449,348
2018-19	972	4,320,570	4,445	86	384,094	4,466	4,704,664
2017-18	972	4,300,500	4,424	80	348,145	4,355	4,648,645
2016-17	972	4,132,784	4,251	85	342,462	4,028	4,475,246
2015-16	1,008	4,420,814	4,385	89	326,976	3,673	4,747,790
2014-15	1,008	4,635,201	4,598	95	343,865	3,619	4,979,066
2013-14	774	3,642,779	4,706	80	265,467	3,318	3,908,246
2012-13	828	3,887,521	4,695	83	270,467	3,258	4,157,988
2011-12	720	3,082,764	4,281	62	187,773	3,028	3,270,537
2010-11	684	2,967,752	4,339	63	183,916	2,919	3,151,668
2009-10	720	3,229,463	4,485	71	243,210	3,425	3,472,673
2008-09	779	3,317,017	4,258	85	307,687	3,619	3,624,704
2007-08	900	3,756,191	4,174	96	331,798	3,456	4,087,989
2006-07	900	3,752,804	4,170	79	261,246	3,307	4,014,050
2005-06	900	3,934,794	4,372	82	312,668	3,813	4,247,462
2004-05	1,008	4,035,770	4,004	66	259,446	3,931	4,295,216
2003-04	1,116	4,366,824	3,913	65	234,828	3,613	4,601,652
2002-03	972	3,645,201	3,750	61	134,501	2,205	3,779,702
2001-02	1,044	4,197,947	4,021	62	171,665	2,769	4,369,612
2000-01	900	3,887,299	4,319	73	219,082	3,001	4,106,381
1999-00	980	4,678,087	4,774	75	278,464	3,713	4,956,551
1998-99	945	4,583,682	4,850	67	261,291	3,900	4,844,973
1997-98	875	4,386,194	5,013	64	318,126	4,971	4,704,320
1996-97	805	4,244,656	5,273	59	319,958	5,423	4,564,614
1995-96	735	3,604,984	4,905	58	271,693	4,684	3,876,677
1994-95	612	3,250,707	5,312	62	273,531	4,412	3,524,238
1993-94	646	3,185,236	4,931	49	210,322	4,292	3,395,558
1992-93	479	2,155,798	4,501	35	148,729	4,249	2,304,527
1991-92	480	2,203,885	4,591	44	192,151	4,367	2,396,036
1990-91	352	1,433,439	4,072	30	128,713	4,290	1,562,152
1989-90	240	827,147	3,446	21	69,160	3,293	896,307
1988-89	150	Not Available	2,512		Not Available		

HIGHEST REGULAR SEASON GAME ATTENDANCE

TEAM	**ATT**	**DATE**	**RESULT**
Adirondack	5,560	April 12, 2025 vs. Maine	0-1 L
Allen	6,275	three times, most recent: April 2, 2026 vs. Greensboro	8-5 W
Atlanta	11,355	four times, most recent; Nov. 4, 2006 vs. Texas	6-3 W
Bloomington	6,230	March 10, 2026 vs. Indy	4-3 W
Cincinnati	16,529	Feb. 27, 2016 vs. Indy	2-3 SOL
Florida	7,703	April 8, 2017 vs. Orlando	10-0 W
Fort Wayne	10,567	Feb. 8, 2020 vs. Tulsa	3-6 L
Greensboro	16,687	April 16, 2026 vs. Norfolk	6-2 W
Greenville	10,852	Nov. 12, 2025 vs. Florida	0-5 L
Idaho	5,631	Jan. 19, 2008 vs. Alaska	2-1 W
Indy	7,054	Feb. 27, 2024 vs. Cincinnati	4-1 W
Jacksonville	14,268	Feb. 28, 2026 vs. South Carolina	2-3 OTL
Kalamazoo	5,576	Oct. 26, 2013 vs. Evansville	1-2 L
Kansas City	5,900	Dec. 31, 2018 vs. Wichita	5-4 W
Maine	6,361	April 13, 2025 vs. Adirondack	4-2 W
Norfolk	8,185	March 9, 2024 vs. Reading	4-1 W
Orlando	15,546	April 11, 2026 vs. Savannah	2-0 W
Rapid City	5,119	four times, most recent: Feb. 12, 2020 vs. Allen	1-0 W
Reading	7,315	March 4, 2006 vs. Trenton	4-2 W
Savannah	7,485	72 times, most recent: April 17, 2026 vs. South Carolina	3-6 L
South Carolina	10,617	Jan. 25, 2014 vs. Florida	4-1 W
Tahoe	4,203	27 times, most recent: April 4, 2026 vs. Cincinnati	2-3 L
Toledo	11,231	Dec. 26, 2021 vs. Kalamazoo (outdoor game)	2-3 SOL
Trois-Rivières	4,575	Oct. 21, 2022 vs. Maine	3-4 OTL
Tulsa	16,759	March 31, 2017 vs. Wichita	1-4 L
Wheeling	6,656	March 19, 1995 vs. Dayton	10-3 W
Wichita	13,175	March 30, 2018 vs, Tulsa	2-3 L
Worcester	12,135	Oct. 14, 2017 vs. Manchester	4-3 W

TOP 10 ALL-TIME REGULAR SEASON GAME ATTENDANCE

RANK	ATT.	DATE	TEAM	OPPONENT	RESULT	SCORE
1.	20,911	Jan. 15, 1994	Greensboro	Charlotte	W	7-1
2.	16,867	Apr. 16, 2026	Greensboro	Norfolk	W	6-2
3.	16,759	Mar. 31, 2017	Tulsa	Wichita	L	1-2
4.	16,709	Jan. 6, 2024	Tulsa	Rapid City	W	3-0
5.	16,529	Feb. 27, 2016	Cincinnati	Indy	SOL	2-3
6.	16,377	Jan. 7, 1995	Greensboro	Charlotte	L	2-4
7.	16,018	Jan. 27, 2024	Tulsa	Idaho	W	5-2
8.	15,744	Mar. 2, 2024	Tulsa	Kansas City	W	3-2
9.	15,546	Apr. 11, 2026	Orlando	Savannah	W	2-0
10.	15,396	Mar. 22, 2025	Tulsa	Tahoe	L	1-2

TOP 10 ALL-TIME PLAYOFF GAME ATTENDANCE

RANK	ATT	DATE	TEAM	OPPONENT	RESULT	SCORE
1.	13,438	May 21, 2010	Cincinnati	Idaho	W	2-1
2.	12,722	June 5, 2008	Cincinnati	Las Vegas	W	3-1
3.	11,800	May 11, 1997	Louisiana	South Carolina	L	4-6
4.	11,800	May 9, 1997	Louisiana	South Carolina	L	4-7
5.	11,800	May 7, 1997	Louisiana	South Carolina	W	5-4
6.	11,800	Apr. 28, 1997	Louisiana	Peoria	L	3-10
7.	11,754	Apr. 6, 1997	Louisiana	Mobile	W	5-4
8.	11,042	Apr. 5, 1996	Louisiana	Jacksonville	L	2-5
9.	10,477	July 2, 2021	Fort Wayne	South Carolina	W	2-1
10.	10,460	Apr. 25, 1998	Louisiana	Pensacola	W	3-1

TOP 10 REGULAR SEASON AVERAGE ATTENDANCE

RANK	TEAM	YEAR	TOTAL	AVERAGE
1.	Louisiana	1996-97	400,185	11,433
2.	Louisiana	1997-98	391,862	11,196
3.	Louisiana	1998-99	345,003	9,857
4.	Louisiana	1995-96	342,154	9,776
5.	Cincinnati	1991-92	303,126	9,473
6.	Greenville	1998-99	324,417	9,269
7.	Jacksonville	2024-25	332,441	9,234
8.	Jacksonville	2025-26	331,130	9,198
9.	South Carolina	1993-94	311,148	9,151
10.	Jacksonville	2023-24	315,649	8,768

HIGHEST POSTSEASON GAME ATTENDANCE

TEAM	ATT	DATE	RESULT	
Adirondack	5,014	April 19, 2024 vs, Maine	L	1-2
Allen	6,146	May 16, 2026 vs. Kansas City	L	3-5
Atlanta	6,124	May 29, 2006 vs. Alaska	L	4-5
Bloomington	2,113	April 30, 2026 vs. Toledo	W	2-1
Cincinnati	13,438	May 21, 2010 vs. Idaho	W	2-1
Florida	7,910	June 8, 2024 vs. Kansas City	W	4-3 (OT)
Fort Wayne	10,477	July 2, 2021 vs. South Carolina	W	2-1
Greenville	4,201	April 21, 2024 vs. Orlando	L	1-2 (OT)
Idaho	5,771	May 21, 2004 vs. Florida	L	2-3 (OT)
Indy	3,509	April 20, 2024 vs. Wheeling	L	1-7
Jacksonville	7,867	May 6, 2023 vs. Florida	L	2-5
Kalamazoo	3,863	May 20, 2011 vs. Alaska	L	5-7
Kansas City	5,867	May 4, 2024 vs. Idaho	W	4-2
Maine	5,499	April 25, 2026 vs. Adirondack	L	2-3
Norfolk	6,500	April 27, 2024 vs. Trois-Rivières	L	2-4
Orlando	9,049	three times, most recent: May 9, 2025 vs. Florida	L	0-3
Rapid City	3,847	April 23, 2022 vs. Allen	L	3-4 (OT)
Reading	5,640	May 5, 2004 vs. Florida	W	4-1
South Carolina	9,924	March 31, 1995 vs. Johnstown	W	5-3
Tahoe	4,203	two times, most recent: May 9, 2025 vs. Kansas City	L	0-6
Toledo	8,600	six times, most recent: June 2, 2025 vs.Trois-Rivières	L	1-5
Trois-Rivières	4,777	June 7, 2025 vs. Toledo	W	4-1
Tulsa	6,431	May 17, 2019 vs. Toledo	L	2-1 (OT)
Wheeling	6,202	April 17, 1993 vs. Toledo	L	2-4
Wichita	2,623	April 15, 2018 vs. Colorado	L	1-2 (OT)
Worcester	4,216	April 15, 2018 vs. Adirondack	L	1-3

ALL-TIME RILEY/KELLY CUP FINALS SELLOUTS

RANK	ATT.	CAP.	PCT.	DATE	TEAM	OPPONENT	GAME	RESULT
1.	8,079	6,712	120.36%	June 4, 2017	South Carolina	Colorado	Game 3	L 4-5 (OT)
2.	8,600	7,431	115.73%	June 2, 2025	Toledo	Trois-Rivières	Game 2	L 1-5
3.	8,600	7,431	115.73%	May 31, 2025	Toledo	Trois-Rivières	Game 1	W 3-1
4.	8,600	7,431	115.73%	June 4, 2022	Toledo	Florida	Game 2	L 1-3
5.	8,600	7,431	115.73%	June 3, 2022	Toledo	Florida	Game 1	L 2-3
6.	5,771	5,006	115.28%	May 21, 2004	Idaho	Florida	Game 4	L 2-3 (OT)
7.	8,558	7,431	115.17%	June 1, 2019	Toledo	Newfoundland	Game 5	W 3-2
8.	6,202	5,406	114.72%	Apr. 17, 1993	Wheeling	Toledo	Game 5	L 2-4
9.	8,504	7,431	114.43%	May 31, 2019	Toledo	Newfoundland	Game 4	L 2-4
10.	8,472	7,431	114.01%	May 29, 2019	Toledo	Newfoundland	Game 3	W 4-1
11.	13,438	12,056	111.46%	May 21, 2010	Cincinnati	Idaho	Game 5	W 2-1
12.	7,805	7,080	110.24%	June 1, 2005	Florida	Trenton	Game 6	L 1-4
13.	7,910	7,181	110.15%	June 8, 2024	Florida	Kansas City	Game 5	W 4-3 (OT)
14.	7,855	7,181	109.39%	June 9, 2023	Florida	Idaho	Game 4	W 4-3
15.	5,374	5,006	107.35%	May 22, 2004	Idaho	Florida	Game 5	W 5-2
16.	7,701	7,186	107.17%	June 9, 2018	Florida	Colorado	Game 7	L 2-3
17.	7,674	7,181	106.87%	June 11, 2022	Florida	Toledo	Game 5	W 4-2
18.	4,777	4,500	106.16%	June 7, 2025	Trois-Rivières	Toledo	Game 5	W 4-1
19	6,610	6,251	105.74%	June 4, 2009	Alaska	South Carolina	Game 6	W 3-2

RANK	ATT.	CAP.	PCT.	DATE	TEAM	OPPONENT	GAME	RESULT
20.	6,610	6,251	105.74%	June 5, 2009	Alaska	South Carolina	Game 7	L 2-4
21.	12,722	12,056	105.50%	June 5, 2008	Cincinnati	Las Vegas	Game 6	W 3-1
22.	7,465	7,080	105.44%	May 21, 2005	Florida	Trenton	Game 1	L 0-7
23.	5,278	5,006	105.43%	May 19, 2004	Idaho	Florida	Game 3	W 1-0 (OT)
24.	7,535	7,181	104.93%	June 10, 2022	Florida	Toledo	Game 4	W 3-2 (OT)
25.	7,427	7,080	104.90%	May 15, 2004	Florida	Idaho	Game 2	L 4-6
26.	7,374	7,080	104.15%	May 14, 2004	Florida	Idaho	Game 1	L 1-5
27.	7,366	7,094	103.83%	June 12, 2026	Florida	Kansas City	Game 4	W 3-2 (OT)
28.	7,448	7,181	103.72%	June 7, 2024	Florida	Kansas City	Game 4	W 4-1
29.	6,482	6,251	103.70%	May 22, 2009	Alaska	South Carolina	Game 1	L 2-4
30.	7,356	7,094	103.69%	June 13, 2026	Florida	Kansas City	Game 5	W 5-2
31.	6,599	6,399	103.13%	May 14, 2011	Alaska	Kalamazoo	Game 1	W 5-0
32.	6,599	6,399	103.13%	May 15, 2011	Alaska	Kalamazoo	Game 2	W 3-2 (OT)
33.	4,640	4,500	103.11%	June 6, 2025	Trois-Rivières	Toledo	Game 4	W 3-1
34.	5,316	5,160	103.02%	Apr. 18, 1993	Toledo	Wheeling	Game 6	W 7-6 (OT)
35.	5,316	5,160	103.02%	Apr. 16, 1993	Toledo	Wheeling	Game 4	W 7-5
36.	6,396	6,251	102.32%	May 23, 2009	Alaska	South Carolina	Game 2	W 3-1
37.	5,101	5,006	101.90%	June 4, 2023	Idaho	Florida	Game 2	L 3-5
38.	5,439	5,344	101.78%	June 3, 2016	Wheeling	Allen	Game 4	L 2-4
39.	7,290	7,186	101.45%	May 23, 2012	Florida	Las Vegas	Game 5	W 3-2 (OT)
40.	5,768	5,700	101.19%	June 6, 2026	Kansas City	Florida	Game 2	W 5-2
41.	11,800	11,700	100.85%	May 11, 1997	Louisiana	South Carolina	Game 5	L 4-6
42.	11,800	11,700	100.85%	May 9, 1997	Louisiana	South Carolina	Game 4	L 4-7
43.	11,800	11,700	100.85%	May 7, 1997	Louisiana	South Carolina	Game 3	W 5-4
44.	6,329	6,287	100.67%	June 4, 2019	Newfoundland	Toledo	Game 6	W 4-3
45.	6,438	6,399	100.61%	May 31, 2014	Alaska	Cincinnati	Game 2	L 1-2
46.	5,032	5,006	100.52%	June 3, 2023	Idaho	Florida	Game 1	L 2-3 (OT)
47.	5,786	5,700	101/51%	June 15, 2026	Kansas City	Florida	Game 6	L 4-5 (2 OT)
48.	10,019	9,972	100.47%	May 1, 1995	Richmond	Greensboro	Game 5	W 3-2
49.	7,111	7,080	100.43%	May 22, 2005	Florida	Trenton	Game 2	L 1-2
50.	5,807	5,800	100.12%	June 1 2024	Kansas City	Florida	Game 2	W 5-1
51.	8,157	8,150	100.09%	May 9, 1998	Pensacola	Hampton Roads	Game 2	L 1-3
52.	5,704	5,700	100.07%	June 5, 2026	Kansas City	Florida	Game 1	W 6-0
53.	8,156	8,150	100.07%	May 20, 1998	Pensacola	Hampton Roads	Game 6	L 1-4
54.	6,253	6,251	100.03%	May 25, 2006	Alaska	Gwinnett	Game 2	W 3-2
55.	9,150	9,150	100.00%	May 30, 1999	Mississippi	Richmond	Game 7	W 4-3 (OT)
56.	8,974	8,974	100.00%	May 18, 1998	Hampton Roads	Pensacola	Game 5	W 7-3
57.	8,150	8,150	100.00%	May 8, 1998	Pensacola	Hampton Roads	Game 1	W 7-4
58.	6,251	6,251	100.00%	May 24, 2006	Alaska	Gwinnett	Game 1	W 4-3
59.	5,289	5,289	100.00%	May 26, 2017	Colorado	South Carolina	Game 1	W 3-2 (2 OT)
60.	5,289	5,289	100.00%	May 28, 2017	Colorado	South Carolina	Game 2	W 3-2
61.	5,289	5,289	100.00%	May 27, 2018	Colorado	Florida	Game 2	L 3-4
62.	5,289	5,289	100.00%	June 6, 2018	Colorado	Florida	Game 6	W 4-2

2025-26 REGULAR SEASON ATTENDANCE

TEAM	TOTAL	GP	AVG	TEAM	TOTAL	GP	AVG
Jacksonville	331,130	36	9,198	Atlanta	171,354	36	4,759
Toledo	289,399	36	8,038	Utah	166,852	36	4,634
Fort Wayne	283,182	36	7,866	Maine	163,980	36	4,555
Savannah	269,460	36	7,485	Adirondack	161,671	36	4,490
Orlando	256,063	36	7,112	Kansas City	159,810	36	4,439
Tulsa	253,864	36	7,051	Wichita	158,332	36	4,398
Florida	235,887	36	6,552	Worcester	145,233	36	4,034
Cincinnati	226,458	36	6,290	Tahoe	132,532	36	3,681
Greensboro	217,957	36	6,054	Kalamazoo	118,004	36	3,277
South Carolina	191,966	36	5,333	Rapid City	117,655	36	3,268
Idaho	187,312	36	5,203	Bloomington	113,616	36	3,156
Indy	185,457	36	5,151	Reading	113,107	36	3,141
Greenville	184,055	36	5,112	Wheeling	90,487	36	2,513
Norfolk	181,710	36	5,047	Trois-Rivières	80,201	36	2,227
Allen	174,427	36	4,845	Iowa	58,565	36	1,626
				LEAGUE	**5,203,711**	**1,044**	**4,984**

2024-25 REGULAR SEASON ATTENDANCE

TEAM	TOTAL	GP	AVG	TEAM	TOTAL	GP	AVG
Jacksonville	332,441	36	9,234	Adirondack	163,240	36	4,534
Fort Wayne	294,660	36	8,185	Maine	162,772	36	4,203
Toledo	289,348	36	8,037	Atlanta	151,305	36	4,203
Tulsa	273,042	36	7,585	Kansas City	148,178	36	4,116
Savannah	269,460	36	7,485	Wichita	145,329	36	4,037
Florida	243,282	36	6,758	Worcester	144,000	36	4,000
Orlando	238,360	36	6,621	Kalamazoo	137,727	36	3,826
Cincinnati	238,316	36	6,620	Tahoe	118,775	36	3,299
Indy	203,333	36	5,648	Reading	118,775	36	3,299
Idaho	188,860	36	5,246	Rapid City	116,124	36	3,226
South Carolina	185,933	36	5,165	Bloomington	100,699	36	2,797
Utah	181,947	36	5,054	Wheeling	94,416	36	2,623
Norfolk	174,656	36	4,852	Trois-Rivières	92,422	36	2,567
Greenville	169,355	36	4,704	Iowa	57,724	36	1,603
Allen	164,628	36	4,573	**LEAGUE**	**5,203,711**	**1,044**	**4,984**

2023-24 REGULAR SEASON ATTENDANCE

TEAM	TOTAL	GP	AVG	TEAM	TOTAL	GP	AVG
Jacksonville	315,649	36	8,768	Allen	156,553	36	4,349
Fort Wayne	293,639	36	8,157	Adirondack	152,618	36	4,239
Toledo	284,894	36	7,914	Norfolk	150,896	36	4,192
Tulsa	265,606	36	7,378	Atlanta	150,039	36	4,168
Savannah	241,015	36	6,695	Greenville	148,410	36	4,123
Orlando	239,155	36	6,643	Kalamazoo	138,995	36	3,861
Cincinnati	238,796	36	6,633	Kansas City	136,140	36	3,782
Florida	230,136	36	6,393	Newfoundland	111,706	30	3,724
Utah	216,110	36	6,003	Worcester	131,959	36	3,666
Idaho	186,268	36	5,174	Rapid City	128,624	36	3,573
South Carolina	178,985	36	4,972	Reading	127,989	36	3,555
Indy	174,692	36	4,853	Wheeling	80,529	35	2,301
Wichita	158,279	36	4,397	Trois-Rivières	80,687	36	2,241
Maine	157,569	36	4,377	Iowa	72,259	36	2,015
				LEAGUE	**4,948,467**	**1,001**	**4,944**

2022-23 REGULAR SEASON ATTENDANCE

TEAM	TOTAL	GP	AVG	TEAM	TOTAL	GP	AVG
Jacksonville	278,958	36	7,749	Worcester	141,609	36	3,934
Fort Wayne	278,634	36	7,740	Newfoundland	136,756	36	3,799
Toledo	277,683	36	7,713	Maine	136,399	36	3,789
Tulsa	246,707	36	6,853	Greenville	134,763	36	3,743
Savannah	244,860	36	6,802	Adirondack	131,729	36	3,659
Orlando	217,174	36	6,033	Rapid City	129,783	36	3,605
Florida	216,320	36	6,009	Kalamazoo	127,315	36	3,537
Cincinnati	215,976	36	5,999	Allen	126,579	36	3,516
Utah	192,014	36	5,334	Reading	126,101	36	3,503
Idaho	184,903	36	5,136	Kansas City	118,374	36	3,288
Atlanta	169,071	36	4,696	Norfolk	117,640	36	3,268
Indy	164,515	36	4,570	Trois-Rivières	94,229	36	2,671
Wichita	161,677	36	4,491	Wheeling	76,140	36	2,115
South Carolina	154,326	36	4,287	Iowa	66,651	36	1,851
				LEAGUE	**4,666,886**	**1,008**	**4,630**

2021-22 REGULAR SEASON ATTENDANCE

TEAM	TOTAL	GP	AVG	TEAM	TOTAL	GP	AVG
Toledo	264,901	36	7,358	Rapid City	120,985	36	3,361
Fort Wayne	246,163	36	6,838	South Carolina	120,006	36	3,334
Jacksonville	230,596	36	6,405	Adirondack	114,293	35	3,266
Tulsa	210,041	36	5,834	Allen	115,908	36	3,220
Florida	191,762	36	5,327	Reading	113,436	36	3,151
Cincinnati	187,624	36	5,212	Greenville	111,160	36	3,088
Orlando	184,330	36	5,120	Kansas City	106,786	36	2,966
Idaho	180,312	36	5,009	Maine	102,634	36	2,851
Utah	152,891	36	4,249	Norfolk	97,254	36	2,702
Wichita	140,864	36	3,913	Trois-Rivières	95,697	36	2,658
Worcester	134,895	35	3,854	Newfoundland	65,580	32	2,049
Atlanta	136,083	36	3,780	Iowa	70,596	36	1,961
Indy	125,329	36	3,481	Wheeling	60,510	36	1,681
Kalamazoo	121,215	36	3,367	**LEAGUE**	**3,801,941**	**966**	**3,935**

2020-21 REGULAR SEASON ATTENDANCE

TEAM	TOTAL	GP	AVG	TEAM	TOTAL	GP	AVG
Florida	125,756	36	3,493	Kansas City	70,959	36	1,971
Jacksonville	110,776	35	3,165	Allen	66,925	36	1,859
Tulsa	104,470	36	2,902	Greenville	66,145	36	1,837
Fort Wayne	68,313	24	2,846	Indy	60,898	35	1,791
Rapid City	99,996	36	2,778	Utah	63,364	36	1,760
Orlando	88,692	36	2,464	Wichita	59,102	35	1,689
South Carolina	87,960	36	2,443	Wheeling	32,565	33	987
				LEAGUE	**1,105,921**	**486**	**2,275**

2019-20 REGULAR SEASON ATTENDANCE

TEAM	TOTAL	GP	AVG	TEAM	TOTAL	GP	AVG
Fort Wayne	242,700	30	8,090	Worcester	118,154	29	4,074
Toledo	208,351	28	7,448	Allen	124,034	31	4,001
Jacksonville	171,217	29	5,904	Indy	120,610	31	3,891
Orlando	174,579	31	5,632	Rapid City	111,312	30	3,710
Florida	177,453	33	5,377	Newfoundland	109,283	30	3,643
Cincinnati	171,748	34	5,051	Reading	106,398	31	3,432
Tulsa	164,950	33	4,998	Adirondack	103,610	32	3,238
Idaho	158,527	33	4,804	Greenville	97,007	30	3,234
Kansas City	153,055	32	4,783	Norfolk	99,284	31	3,203
Utah	138,563	29	4,778	Kalamazoo	90,037	30	3,001
Wichita	136,647	29	4,712	Maine	88,602	33	2,685
South Carolina	117,582	28	4,199	Brampton	71,120	29	2,452
Atlanta	126,323	31	4,075	Wheeling	68,023	30	2,267
				LEAGUE	**3,449,348**	**797**	**4,327**

2018-19 REGULAR SEASON ATTENDANCE

TEAM	TOTAL	GP	AVG	TEAM	TOTAL	GP	AVG
Fort Wayne	285,581	36	7,932	Greenville	151,402	36	4,206
Toledo	280,170	36	7,783	Indy	149,613	36	4,156
Jacksonville	215,746	36	5,993	Allen	146,617	36	4,073
Tulsa	207.429	36	5,762	Newfoundland	136,224	36	3,784
Wichita	204,458	36	5,679	Norfolk	129,254	36	3,590
Orlando	202,024	36	5,612	Adirondack	122,729	36	3,409
Florida	201,097	36	5,586	Reading	113,978	36	3,166
Utah	197,845	36	5,496	Maine	107,926	36	2,998
Cincinnati	182,461	36	5,068	Rapid City	104,289	36	2,897
Kansas City	174,935	36	4,859	Brampton	101,377	36	2,816
Atlanta	168,700	36	4,686	Kalamazoo	97,936	36	2,720
Idaho	163,403	36	4,539	Manchester	88,504	36	2,458
South Carolina	152,991	36	4,250	Wheeling	81,541	36	2,265
Worcester	152,370	36	4,233	**LEAGUE**	**4,320,570**	**972**	**4,445**

2017-18 REGULAR SEASON ATTENDANCE

TEAM	TOTAL	GP	AVG	TEAM	TOTAL	GP	AVG
Fort Wayne	280,241	36	7,784	Allen	146,946	36	4,082
Toledo	273,613	36	7,600	Greenville	144,900	36	4,025
Tulsa	217,111	36	6,031	South Carolina	141,164	36	3,921
Jacksonville	206,222	36	5,728	Indy	140,872	36	3,913
Utah	203,990	36	5,666	Quad City	124,208	36	3,450
Florida	197,444	36	5,485	Reading	123,518	36	3,431
Orlando	196,582	36	5,461	Adirondack	114,892	36	3,191
Wichita	182,578	36	5,072	Rapid City	109,892	36	3,053
Colorado	180,916	36	5,072	Brampton	108,696	36	3,019
Cincinnati	178,710	36	4,964	Manchester	100,543	36	3,019
Kansas City	176,029	36	4,548	Kalamazoo	98,111	36	2,725
Idaho	163,743	36	4,548	Norfolk	93,674	36	2,602
Worcester	158,132	36	4,393	Wheeling	86,035	36	2,309
Atlanta	151,738	36	4,215	**LEAGUE**	**4,300,500**	**972**	**4,424**

2016-17 REGULAR SEASON ATTENDANCE

TEAM	TOTAL	GP	AVG	TEAM	TOTAL	GP	AVG
Fort Wayne	272,456	36	7,568	Quad City	141,418	36	3,928
Toledo	254,660	36	7,074	Reading	140,764	36	3,910
Tulsa	219,971	36	6,110	South Carolina	134,434	36	3,734
Orlando	197,912	36	5,498	Alaska	130,430	36	3,623
Utah	192,949	36	5,360	Indy	129,287	36	3,591
Florida	190,215	36	5,284	Manchester	128,863	36	3,580
Missouri	182,447	36	5,068	Rapid City	119,563	36	3,321
Colorado	171,039	36	4,751	Brampton	111,813	36	3,106
Atlanta	170,573	36	4,738	Norfolk	107,414	36	2,984
Wichita	168,801	36	4,689	Adirondack	101,883	36	2,830
Allen	156,234	36	4,340	Wheeling	95,419	36	2,651
Idaho	153,119	36	4,253	Kalamazoo	83,992	36	2,333
Cincinnati	151,697	36	4,214	Elmira	82,815	36	2,300
Greenville	142,616	36	3,962	**LEAGUE**	**4,132,784**	**972**	**4,251**

2015-16 REGULAR SEASON ATTENDANCE

TEAM	TOTAL	GP	AVG	TEAM	TOTAL	GP	AVG
Fort Wayne	269,143	36	7,484	Idaho	151,111	36	4,198
Toledo	251,369	36	6,982	Evansville	145,545	36	4,043
Orlando	224,131	36	6,226	South Carolina	142,437	36	3,957
Tulsa	219,215	36	6,089	Indy	138,825	36	3,856
Florida	187,705	36	5,214	Alaska	137,854	36	3,829
Missouri	185,531	36	5,154	Norfolk	135,599	36	3,767
Utah	183,415	36	5,095	Reading	135,004	36	3,750
Atlanta	177,935	36	4,943	Rapid City	133,800	36	3,717
Colorado	176,611	36	4,906	Greenville	131,698	36	3,658
Wichita	168,563	36	4,682	Wheeling	100,627	36	2,795
Manchester	166,403	36	4,622	Elmira	100,251	36	2.785
Allen	164,559	36	4,571	Brampton	100,216	36	2,784
Cincinnati	164,333	36	4,565	Adirondack	88,630	36	2,462
Quad City	157,296	36	4,369	Kalamazoo	82.738	36	2,298
				LEAGUE	**4,420,814**	**1,008**	**4,385**

2014-15 REGULAR SEASON ATTENDANCE

TEAM	TOTAL	GP	AVG	TEAM	TOTAL	GP	AVG
Ontario	280,866	36	7,802	Alaska	157,197	36	4,367
Fort Wayne	261,976	36	7,277	Cincinnati	156,325	36	4,342
Toledo	231,847	36	6,440	Reading	150,903	36	4,192
Orlando	223,518	36	6,209	Allen	147,454	36	4,096
Tulsa	197,249	36	5,479	Idaho	145,067	36	4,030
Missouri	191,427	36	5,317	South Carolina	143,240	36	3,979
Colorado	190,395	36	5,289	Quad City	140,885	36	3,913
Florida	187,397	36	5,205	Rapid City	138,826	36	3,856
Evansville	180,688	36	5,019	Indy	133,921	36	3,720
Wichita	180,255	36	5,007	Greenville	130,299	36	3,619
Gwinnett	177,365	36	4,927	Kalamazoo	97,320	36	2,703
Utah	177,067	36	4,927	Brampton	92,578	36	2,572
Bakersfield	172,777	36	4,799	Elmira	92,056	36	2,557
Stockton	166,368	36	4,621	Wheeling	89,953	36	2,499
				LEAGUE	**4,635,201**	**1,008**	**4,598**

2013-14 REGULAR SEASON ATTENDANCE

TEAM	TOTAL	GP	AVG	TEAM	TOTAL	GP	AVG
Ontario	293,670	36	8,158	Alaska	166,277	36	4,619
Fort Wayne	259,594	36	7,211	Las Vegas	164,889	36	4,581
Orlando	228,772	36	6,355	Cincinnati	152,249	36	4,229
Toledo	216,797	36	6,022	Reading	147,140	36	4,087
Evansville	193,272	36	5,369	Idaho	143,909	36	3,997
Colorado	190,404	36	5,289	South Carolina	137,247	36	3,812
Gwinnett	186,170	36	5,171	Greenville	123,496	36	3,430
Florida	181,627	36	5,045	Kalamazoo	112,969	36	3,138
Utah	180,112	36	5,003	Elmira	94,628	36	2,629
Bakersfield	174,930	36	4,859	San Francisco	41,263	18	2,292
Stockton	172,283	36	4,786	Wheeling	81,071	36	2,252
				LEAGUE	**3,642,779**	**774**	**4,706**

2012-13 REGULAR SEASON ATTENDANCE

TEAM	TOTAL	GP	AVG	TEAM	TOTAL	GP	AVG
Fort Wayne	272,983	36	7,583	Las Vegas	164,193	36	4,561
Ontario	272,695	36	7,575	Cincinnati	160,087	36	4,447
Orlando	240,057	36	6,668	San Francisco	149,920	36	4,164
Toledo	226,743	36	6,298	Reading	144,840	36	4,023
Stockton	197,459	36	5,485	Idaho	143,522	36	3,987
Gwinnett	195,740	36	5,437	Greenville	129,784	36	3,605
Evansville	194,929	36	5,415	South Carolina	126,992	36	3,528
Colorado	190,404	36	5,289	Kalamazoo	117,085	36	3,252
Florida	184,162	36	5,116	Trenton	92,820	36	2,578
Alaska	172,180	36	4,783	Wheeling	89,570	36	2,488
Utah	166,401	36	4,622	Elmira	88,713	36	2,464
Bakersfield	166,242	36	4,618	**LEAGUE**	**3,887,521**	**828**	**4,695**

2011-12 REGULAR SEASON ATTENDANCE

TEAM	TOTAL	GP	AVG	TEAM	TOTAL	GP	AVG
Ontario	227,123	36	6,309	Las Vegas	156,208	36	4,339
Toledo	225,060	36	6,252	Cincinnati	150,852	36	4,190
Stockton	212,988	36	5,916	Idaho	140,577	36	3,905
Colorado	190,404	36	5,289	Elmira	119,502	36	3,320
Gwinnett	185,794	36	5,161	Greenville	118,774	36	3,299
Florida	180,139	36	5,004	South Carolina	117,051	36	3,251
Bakersfield	178,662	36	4,963	Kalamazoo	109,501	36	3,042
Alaska	160,182	36	4,450	Trenton	108,470	36	3,013
Utah	158,824	36	4,412	Wheeling	95,234	36	2,645
Reading	157,146	36	4,365	Chicago	90,273	36	2,508
				LEAGUE	**3,082,764**	**720**	**4,281**

2010-11 REGULAR SEASON ATTENDANCE

TEAM	TOTAL	GP	AVG	TEAM	TOTAL	GP	AVG
Ontario	240,596	36	6,683	Idaho	144,649	36	4,018
Stockton	229,751	36	6,382	Las Vegas	141,649	36	3,940
Toledo	214,311	36	5,953	Victoria	133,829	36	3,717
Florida	187,526	36	5,209	Greenville	131,536	36	3,654
Gwinnett	184,596	36	5,128	Elmira	125,796	36	3,494
Bakersfield	184,216	36	5,117	South Carolina	122,351	36	3,399
Reading	164,437	36	4,568	Kalamazoo	117,885	36	3,275
Utah	163,813	36	4,550	Wheeling	88,834	36	2,468
Alaska	156,619	36	4,351	Trenton	86,040	36	2,390
Cincinnati	149,141	36	4,143	**LEAGUE**	**2,967,752**	**684**	**4,338**

2009-10 REGULAR SEASON ATTENDANCE

TEAM	TOTAL	GP	AVG	TEAM	TOTAL	GP	AVG
Ontario	232,223	36	6,451	Victoria	157,299	36	4,369
Toledo	226,575	36	6,294	Las Vegas	156,591	36	4,350
Stockton	217,098	36	6,031	Utah	148,300	36	4,119
Charlotte	198,643	36	5,518	Idaho	142,146	36	3,949
Florida	196,675	36	5,463	Cincinnati	139,919	36	3,887
Bakersfield	189,527	36	5,265	Elmira	131,797	36	3,661
Gwinnett	185,978	36	5,166	Kalamazoo	123,602	36	3,433
Reading	177,934	36	4,943	Wheeling	98,173	36	2,727
South Carolina	173,669	36	4,824	Trenton	90,311	36	2,509
Alaska	169,101	36	4,697	Johnstown	73,902	36	2,053
				LEAGUE	**3,229,463**	**720**	**4,485**

2008-09 REGULAR SEASON ATTENDANCE

TEAM	TOTAL	GP	AVG	TEAM	TOTAL	GP	AVG
Stockton	223,854	36	6,218	Dayton	132,454	36	3,679
Ontario	210,801	36	5,856	Utah	131,622	36	3,656
Florida	202,774	36	5,633	Elmira	119,962	36	3,332
Gwinnett	200,122	36	5,559	Fresno	52,549	16	3,284
Bakersfield	199,628	36	5,545	Mississippi	113,632	36	3,156
Charlotte	191,208	36	5,311	Cincinnati	111,750	36	3,104
Reading	180,180	36	5,005	Phoenix	108,890	36	3,025
South Carolina	180,048	36	5,001	Wheeling	105,215	36	2,923
Victoria	177,244	36	4,923	Trenton	99,144	36	2,754
Alaska	168,547	36	4,682	Augusta	19,053	7	2,722
Las Vegas	166,358	36	4,621	Johnstown	79,642	36	2,212
Idaho	142,340	36	3,954	**LEAGUE**	**3,317,017**	**779**	**4,258**

2007-08 REGULAR SEASON ATTENDANCE

TEAM	TOTAL	GP	AVG	TEAM	TOTAL	GP	AVG
Stockton	239,337	36	6,648	Utah	138,018	36	3,834
Florida	217,185	36	6,033	Dayton	131,881	36	3,663
Charlotte	215,215	36	5,978	Elmira	126,905	36	3,525
Gwinnett	203,624	36	5,656	Phoenix	120,495	36	3,347
Bakersfield	202,596	36	5,628	Trenton	119,344	36	3,315
Reading	195,481	36	5,430	Columbia	110,018	36	3,056
Fresno	181,271	36	5,035	Augusta	102,044	36	2,835
South Carolina	180,309	36	5,009	Wheeling	101,837	36	2,829
Las Vegas	178,921	36	4,970	Pensacola	100,943	36	2,804
Victoria	175,354	36	4,871	Cincinnati	90,832	36	2,523
Alaska	169,820	36	4,717	Johnstown	84,459	36	2,346
Idaho	158,005	36	4,389	Texas	73,884	36	2,052
Mississippi	138,413	36	3,845	**LEAGUE**	**3,756,191**	**900**	**4,174**

2006-07 REGULAR SEASON ATTENDANCE

TEAM	TOTAL	GP	AVG	TEAM	TOTAL	GP	AVG
Stockton	244,085	36	6,780	Toledo	141,358	36	3,927
Florida	224,945	36	6,248	Phoenix	133,609	36	3,711
Charlotte	213,647	36	5,935	Dayton	131,196	36	3,644
Bakersfield	210,531	36	5,848	Trenton	126,544	36	3,515
Gwinnett	203,550	36	5,654	Columbia	115,230	36	3,201
Reading	193,238	36	5,368	Pensacola	107,271	36	2,980
Alaska	185,487	36	5,152	Wheeling	104,909	36	2,914
Fresno	184,187	36	5,116	Johnstown	93,190	36	2,589
Las Vegas	182,691	36	5,075	Augusta	92,042	36	2,557
South Carolina	180,189	36	5,005	Long Beach	80,270	36	2,230
Idaho	156,687	36	4,352	Texas	76,612	36	2,128
Victoria	152,911	36	4,248	Cincinnati	66,396	36	1,844
Utah	152,029	36	4,223	**LEAGUE**	**3,752,804**	**900**	**4,170**

2005-06 REGULAR SEASON ATTENDANCE

TEAM	TOTAL	GP	AVG	TEAM	TOTAL	GP	AVG
Stockton	228,364	36	6,343	Victoria	152,286	36	4,230
Florida	224,628	36	6,239	Toledo	142,931	36	3,970
San Diego	210,305	36	5,841	Utah	138,394	36	3,844
Charlotte	210,132	36	5,837	Phoenix	132,985	36	3,694
Bakersfield	201,729	36	5,603	Dayton	124,406	36	3,455
Reading	200,465	36	5,568	Columbia	124,182	36	3,449
Las Vegas	199,131	36	5,531	Greenville	123,968	36	3,443
Gwinnett	198,873	36	5,524	Wheeling	108,286	36	3,007
South Carolina	180,000	36	5,000	Pensacola	106,805	36	2,996
Alaska	175,797	36	4,883	Augusta	102,376	36	2,843
Fresno	160,776	36	4,466	Long Beach	88,865	36	2,468
Idaho	157,135	36	4,364	Johnstown	87,160	36	2,421
Trenton	154,815	36	4,300	**LEAGUE**	**3,934,794**	**900**	**4,372**

2004-05 REGULAR SEASON ATTENDANCE

TEAM	TOTAL	GP	AVG	TEAM	TOTAL	GP	AVG
Florida	223,479	36	6,207	Columbia	135,984	36	3,777
Gwinnett	217,643	36	6,045	Toledo	130,971	36	3,638
San Diego	204,412	36	5,678	Greenville	130,427	36	3,622
Reading	194,865	36	5,412	Mississippi	123,321	36	3,425
Bakersfield	194,723	36	5,408	Dayton	112,243	36	3,117
Las Vegas	186,970	36	5,193	Augusta	111,261	36	3,090
Charlotte	181,746	36	5,048	Long Beach	110,074	36	3,057
Trenton	180,721	36	5,020	Wheeling	105,983	36	2,943
South Carolina	177,880	36	4,941	Pee Dee	95,790	36	2,660
Peoria	172,274	36	4,785	Atlantic City	88,334	36	2,453
Alaska	170,478	36	4,735	Johnstown	85,790	36	2,383
Fresno	166,225	36	4,617	Victoria	82,431	36	2,289
Idaho	161,506	36	4,486	Louisiana	77,796	36	2,161
Pensacola	141,547	36	3,931	Texas	70,896	36	1,969
				LEAGUE	**4,035,770**	**1,008**	**4,004**

2003-04 REGULAR SEASON ATTENDANCE

TEAM	TOTAL	GP	AVG	TEAM	TOTAL	GP	AVG
Florida	223,732	36	6,214	Pensacola	130,226	36	3,617
Reading	193,367	36	5,371	Dayton	124,609	36	3,461
Peoria	183,636	36	5,101	Louisiana	122,332	36	3,398
Trenton	182,149	36	5,059	Mississippi	119,847	36	3,329
South Carolina	182,030	36	5,056	Greensboro	117,714	36	3,269
Gwinnett	181,231	36	5,034	Atlantic City	115,836	36	3,217
San Diego	180,982	36	5,027	Augusta	107,299	36	2,980
Las Vegas	179,346	36	4,981	Roanoke	105,062	36	2,918
Fresno	170,733	36	4,742	Texas	103,831	36	2,884
Greenville	166,219	36	4,617	Wheeling	102,076	36	2,835
Charlotte	162,618	36	4,517	Long Beach	94,494	36	2,624
Idaho	162,491	36	4,513	Johnstown	91,837	36	2,551
Bakersfield	162,491	36	4,513	Columbus	90,885	36	2,524
Alaska	156,257	36	4,340	Florence	90,208	36	2,505
Columbia	147,145	36	4,087	Cincinnati	79,366	36	2,204
Toledo	136,775	36	3,799	**LEAGUE**	**4,366,824**	**1,116**	**3,913**

2002-03 REGULAR SEASON ATTENDANCE

TEAM	TOTAL	GP	AVG	TEAM	TOTAL	GP	AVG
Florida	224,839	36	6,245	Dayton	124,662	36	3,462
Reading	208,430	36	5,789	Greensboro	122,992	36	3,416
South Carolina	205,441	36	5,706	Arkansas	115,637	36	3,212
Peoria	194,192	36	5,394	Atlantic City	115,397	36	3,205
Greenville	190,904	36	5,302	Mississippi	111,591	36	3,099
Trenton	190,768	36	5,299	Pee Dee	107,689	36	2,991
Charlotte	159,741	36	4,437	Wheeling	105,680	36	2,935
Toledo	153,275	36	4,257	Columbus	104,153	36	2,893
Louisiana	144,071	36	4,001	Roanoke	92,337	36	2,564
Columbia	140,671	36	3,907	Lexington	85,275	36	2,368
Augusta	138,111	36	3,836	Johnstown	80,792	36	2,244
Cincinnati	131,144	36	3,642	Jackson	78,568	36	2,182
Pensacola	129,099	36	3,586	Baton Rouge	62,049	36	1,723
Richmond	127,693	36	3,547	**LEAGUE**	**3,645,201**	**972**	**3,750**

2001-02 REGULAR SEASON ATTENDANCE

TEAM	TOTAL	GP	AVG	TEAM	TOTAL	GP	AVG
Florida	238,296	36	6,619	Atlantic City	136,632	36	3,795
Greenville	221,337	36	6,148	Mississippi	127,754	36	3,548
Reading	217,624	36	6,045	Jackson	121,005	36	3,361
Trenton	213,559	36	5,932	Pee Dee	120,200	36	3,338
South Carolina	203,668	36	5,657	Wheeling	116,994	36	3,249
Louisiana	179,657	36	4,990	Cincinnati	110,493	36	3,069
Peoria	168,690	36	4,685	Roanoke	109,229	36	3,034
Charlotte	164,409	36	4,566	Columbus	108,726	36	3,020
Richmond	159,842	36	4,440	Arkansas	106,258	36	2,951
New Orleans	157,871	36	4,385	Greensboro	102,601	36	2,850
Augusta	154,078	36	4,279	Macon	100,480	36	2,791
Dayton	153,877	36	4,274	Mobile	94,253	36	2,618
Toledo	152,754	36	4,243	Baton Rouge	89,385	36	2,482
Columbia	150,407	36	4,177	Johnstown	80,758	36	2,243
Pensacola	137,110	36	3,808	**LEAGUE**	**4,197,947**	**1,044**	**4,021**

2000-01 REGULAR SEASON ATTENDANCE

TEAM	TOTAL	GP	AVG	TEAM	TOTAL	GP	AVG
Florida	255,123	36	7,086	Mississippi	145,324	36	4,036
Greenville	252,559	36	7,015	Pee Dee	144,498	36	4,013
Trenton	241,039	36	6,695	Jackson	142,858	36	3,968
Louisiana	226,611	36	6,294	Mobile	127,543	36	3,542
South Carolina	216,126	36	6,003	Arkansas	122,910	36	3,414
Peoria	185,546	36	5,154	Roanoke	116,660	36	3,240
New Orleans	172,026	36	4,778	Baton Rouge	108,124	36	3,003
Toledo	168,116	36	4,669	Tallahassee	100,972	36	2,804
Charlotte	167,937	36	4,664	Greensboro	100,316	36	2,786
Augusta	160,851	36	4,468	Wheeling	98,880	36	2,746
Richmond	160,429	36	4,456	Birmingham	93,536	36	2,598
Pensacola	148,141	36	4,115	Johnstown	85,329	36	2,370
Dayton	145,845	36	4,051	**LEAGUE**	**3,887,299**	**900**	**4,319**

1999-2000 REGULAR SEASON ATTENDANCE

TEAM	TOTAL	GP	AVG	TEAM	TOTAL	GP	AVG
Greenville	280,003	35	8,000	Roanoke	158,764	35	4,536
Louisiana	277,825	35	7,937	Charlotte	157,552	35	4,501
Florida	249,226	35	7,120	Birmingham	149,830	35	4,280
Trenton	247,904	35	7,082	Dayton	147,081	35	4,202
New Orleans	219,513	35	6,271	Mobile	146,220	35	4,177
South Carolina	213,400	35	6,097	Jackson	143,781	35	4,108
Hampton Roads	204,980	35	5,856	Arkansas	139,170	35	3,976
Pee Dee	180,780	35	5,165	Jacksonville	135,436	35	3,869
Pensacola	176,022	35	5,029	Baton Rouge	132,522	35	3,786
Peoria	169,621	35	4,846	Greensboro	114,510	35	3,271
Richmond	167,956	35	4,798	Wheeling	104,184	35	2,976
Augusta	166,874	35	4,767	Tallahassee	95,509	35	2,728
Toledo	165,782	35	4,736	Johnstown	84,401	35	2,411
Mississippi	165,743	35	4,735	Huntington	83,498	35	2,385
				LEAGUE	**4,678,087**	**980**	**4,774**

1998-99 REGULAR SEASON ATTENDANCE

TEAM	TOTAL	GP	AVG	TEAM	TOTAL	GP	AVG
Louisiana	345,003	35	9,857	Dayton	158,492	35	4,528
Greenville	324,417	35	9,269	Birmingham	156,015	35	4,457
South Carolina	230,743	35	6,592	Baton Rouge	155,150	35	4,432
Florida	230,743	35	6,370	Columbus	154,264	35	4,407
Hampton Roads	215,225	35	6,149	Jacksonville	143,062	35	4,087
Pensacola	213,690	35	6,105	Tallahassee	136,455	35	3,898
Pee Dee	200,174	35	5,719	New Orleans	136,430	35	3,898
Richmond	193,360	35	5,524	Mobile	135,609	35	3,874
Augusta	190,525	35	5,443	Wheeling	121,155	35	3,461
Charlotte	178,446	35	5,098	Johnstown	84,159	35	2,404
Mississippi	175,030	35	5,000	Chesapeake	82,152	35	2,347
Toledo	173,601	35	4,960	Huntington	78,860	35	2,253
Roanoke	165,929	35	4,740	Miami	52,191	35	1,491
Peoria	160,567	35	4,587	**LEAGUE**	**4,583,682**	**945**	**4,850**

1997-98 REGULAR SEASON ATTENDANCE

TEAM	TOTAL	GP	AVG	TEAM	TOTAL	GP	AVG
Louisiana	391,862	35	11,196	Birmingham	167,844	35	4,795
Pensacola	246,554	35	7,044	Peoria	163,821	35	4,680
South Carolina	243,952	35	6,970	Mobile	159,552	35	4,558
Hampton Roads	229,188	35	6,546	Jacksonville	155,402	35	4,440
Mississippi	228,188	35	6,519	New Orleans	155,143	35	4,432
Richmond	215,024	35	6,143	Dayton	146,531	35	4,186
Charlotte	210,190	35	6,005	Louisville	133,483	35	3,813
Roanoke	192,653	35	5,504	Wheeling	119,887	35	3,425
Pee Dee	187,450	35	5,355	Johnstown	95,304	35	2,722
Baton Rouge	180,771	35	5,164	Chesapeake	92,762	35	2,650
Columbus	176,251	35	5,035	Huntington	89,736	35	2,563
Toledo	169,404	35	4,840	Raleigh	66,974	35	1,913
Tallahassee	168,327	35	4,809	**LEAGUE**	**4,386,194**	**875**	**5,013**

1996-97 REGULAR SEASON ATTENDANCE

TEAM	TOTAL	GP	AVG	TEAM	TOTAL	GP	AVG
Louisiana	400,185	35	11,433	Mobile	172,101	35	4,917
South Carolina	260,471	35	7,442	Toledo	169,775	35	4,850
Charlotte	251,581	35	7,188	Peoria	163,313	35	4,660
Hampton Roads	241,335	35	6,895	Louisville	143,781	35	4,108
Mississippi	233,069	35	6,659	Wheeling	127,574	35	3,644
Richmond	226,780	35	6,479	Knoxville	120,612	35	3,446
Tallahassee	222,843	35	6,366	Jacksonville	118,047	35	3,372
Pensacola	216,600	35	6,188	Dayton	111,417	35	3,183
Baton Rouge	210,134	35	6,003	Raleigh	108,194	35	3,091
Roanoke	193,272	35	5,522	Johnstown	99,701	35	2,848
Columbus	191,559	35	5,473	Huntington	84,390	35	2,411
Birmingham	178,122	35	5,089	**LEAGUE**	**4,244,656**	**805**	**5,273**

1995-96 REGULAR SEASON ATTENDANCE

TEAM	TOTAL	GP	AVG	TEAM	TOTAL	GP	AVG
Louisiana	342,154	35	9,775	Louisville	153,204	35	4,377
South Carolina	260,666	35	7,447	Wheeling	147,438	35	4,213
Charlotte	251,539	35	7,186	Raleigh	140,154	35	4,004
Hampton Roads	242,340	35	6,924	Knoxville	118,979	35	3,399
Richmond	227,058	35	6,487	Dayton	117,279	35	3,350
Tallahassee	214,435	35	6,126	Nashville	108,825	35	3,109
Roanoke	198,771	35	5,679	Erie	92,317	35	2,637
Columbus	195,511	35	5,586	Johnstown	89,814	35	2,566
Mobile	185,860	35	5,310	Jacksonville	87,599	35	2,502
Birmingham	181,706	35	5,191	Huntington	76,182	35	2,176
Toledo	173,153	35	4,947	**LEAGUE**	**3,604,984**	**735**	**4,905**

1994-95 REGULAR SEASON ATTENDANCE

TEAM	TOTAL	GP	AVG	TEAM	TOTAL	GP	AVG
South Carolina	292,050	34	8,589	Raleigh	170,721	34	5,021
Charlotte	268,698	34	7,902	Toledo	166,083	34	4,884
Hampton Roads	257,898	34	7,585	Wheeling	163,982	34	4,823
Greensboro	218,865	34	6,437	Dayton	146,239	34	4,301
Richmond	200,316	34	5,891	Nashville	136,968	34	4,028
Birmingham	196,277	34	5,772	Knoxville	136,348	34	4,010
Columbus	194,784	34	5,728	Huntington	128,029	34	3,765
Tallahassee	191,514	34	5,632	Johnstown	103,000	34	3,029
Roanoke	190,098	34	5,591	Erie	88,837	34	2,612
				LEAGUE	**3,250,707**	**612**	**5,312**

1993-94 REGULAR SEASON ATTENDANCE

TEAM	TOTAL	GP	AVG	TEAM	TOTAL	GP	AVG
South Carolina	311,148	34	9,151	Richmond	152,623	34	4,488
Charlotte	276,430	34	8,130	Dayton	139,739	34	4,109
Hampton Roads	258,104	34	7,591	Nashville	128,262	34	3,772
Greensboro	218,048	34	6,413	Huntington	127,146	34	3,739
Birmingham	204,243	34	6,007	Knoxville	126,448	34	3,719
Columbus	198,300	34	5,832	Louisville	121,854	34	3,583
Wheeling	170,003	34	5,000	Erie	106,526	34	3,133
Raleigh	168,438	34	4,954	Johnstown	104,169	34	3,063
Toledo	161,785	34	4,758	Huntsville	53,741	34	1,580
Roanoke	158,229	34	4,653	**LEAGUE**	**3,185,236**	**646**	**4,931**

1992-93 REGULAR SEASON ATTENDANCE

TEAM	TOTAL	GP	AVG	TEAM	TOTAL	GP	AVG
Hampton Roads	252,936	32	7,904	Wheeling	149,981	32	4,686
Columbus	186,800	32	5,837	Louisville	141,655	32	4,426
Greensboro	170,464	32	5,327	Dayton	137,929	32	4,310
Birmingham	169,812	32	5,306	Erie	97,403	32	3,043
Richmond	163,917	32	5,122	Johnstown	95,181	32	2,974
Raleigh	162,010	32	5,062	Knoxville	68,137	32	2,129
Nashville	161,976	32	5,061	Roanoke	45,998	31	1,483
Toledo	151,599	32	4,737	**LEAGUE**	**2,155,798**	**479**	**4,501**

1991-92 REGULAR SEASON ATTENDANCE

TEAM	TOTAL	GP	AVG	TEAM	TOTAL	GP	AVG
Cincinnati	303,126	32	9,473	Dayton	132,699	32	4,147
Hampton Roads	251,567	32	7,861	Louisville	115,290	32	3,603
Richmond	172,516	32	5,391	Erie	111,079	32	3,471
Greensboro	172,423	32	5,388	Johnstown	110,265	32	3,446
Toledo	153,703	32	4,803	Knoxville	100,056	32	3,127
Raleigh	152,745	32	4,773	Winston-Salem	67,648	32	2,114
Columbus	151,784	32	4,743	Roanoke Valley	65,725	32	2,054
Nashville	143,259	32	4,477	**LEAGUE**	**2,203,885**	**480**	**4,591**

1990-91 REGULAR SEASON ATTENDANCE

TEAM	TOTAL	GP	AVG	TEAM	TOTAL	GP	AVG
Cincinnati	246,289	32	7,696	Johnstown	107,895	32	3,371
Hampton Roads	216,801	32	6,775	Erie	102,228	32	3,194
Richmond	161,013	32	5,031	Knoxville	100,309	32	3,134
Nashville	144,976	32	4,530	Winston-Salem	58,802	32	1,837
Greensboro	129,929	32	4,060	Roanoke Valley	50,128	32	1,566
Louisville	115,069	32	3,595	**LEAGUE**	**1,433,439**	**352**	**4,072**

1989-90 REGULAR SEASON ATTENDANCE

TEAM	TOTAL	GP	AVG
Hampton Roads	177,099	30	6,107
Nashville	156,893	30	5,230
Johnstown	111,523	30	3,717
Greensboro	92,952	30	3,098
Erie	87,694	30	2,923
Winston-Salem	78,602	30	2,620
Knoxville	69,775	30	2,326
Virginia	52,609	30	1,754
LEAGUE	**827,147**	**240**	**3,446**

1988-89 REGULAR SEASON ATTENDANCE

TEAM	TOTAL	GP	AVG
Johnstown	93,837	30	3,128
Erie	71,134	30	2,371
Knoxville	63,420	30	2,114
Carolina	Not Available	30	Not Available
Virginia	Not Available	30	Not Available
LEAGUE	Not Available	**150**	**2,537**

2026 KELLY CUP PLAYOFFS ATTENDANCE

TEAM	TOTAL	GP	AVG	TEAM	TOTAL	GP	AVG
Toledo	47,506	6	7,917	Adirondack	12,972	3	4,324
Savannah	14,970	2	7,485	Maine	27,247	7	3,892
Fort Wayne	55,523	9	6,169	Atlanta	10,896	3	3,632
Florida	55,344	9	6,169	Tahoe	6,761	2	3,380
Allen	22.427	4	5,606	Indy	5,647	2	2,823
Kansas City	53,940	10	5,394	Wheeling	24,575	9	2,730
South Carolina	27,145	6	4,524	Reading	6,463	3	2,154
Idaho	13,184	3	4,394	Bloomington	6,055	3	2,018
				LEAGUE	**390,655**	**81**	**4,823**

2025 KELLY CUP PLAYOFFS ATTENDANCE

TEAM	TOTAL	GP	AVG	TEAM	TOTAL	GP	AVG
Toledo	82,117	10	8,212	Tahoe	15,093	4	3,773
Orlando	47,768	6	7,961	Kansas City	26,036	7	3,719
Fort Wayne	43,603	7	6,229	Trois-Rivières	36,445	11	3,313
Florida	42,190	7	6,027	Indy	5,727	2	2,864
Jacksonville	11,575	2	5,788	Wichita	5,101	2	2,551
South Carolina	20,300	4	5,075	Reading	4,354	2	2,177
Norfolk	23,250	5	4,650	Wheeling	5,923	3	1,974
Tulsa	13,175	3	4,392	Iowa	4,091	3	1,364
				LEAGUE	**386,748**	**78**	**4,958**

2024 KELLY CUP PLAYOFFS ATTENDANCE

TEAM	TOTAL	GP	AVG	TEAM	TOTAL	GP	AVG
Toledo	55,733	7	7,962	Tulsa	8,596	2	4,298
Orlando	46,613	6	7,769	Adirondack	42,053	10	4,205
Florida	69,530	11	6,321	Maine	10,716	3	3,572
Jacksonville	23,632	4	5,908	Greenville	9,894	3	3,298
Allen	15,524	3	5,175	Indy	6,342	2	3,162
Norfolk	30,118	6	5,020	Kalamazoo	6,193	2	3,097
Idaho	24,896	5	4,979	Trois-Rivières	8,722	3	2,907
Kansas City	44,033	9	4,893	Wheeling	7,863	5	1,573
				LEAGUE	**410,440**	**81**	**5,067**

2023 KELLY CUP PLAYOFFS ATTENDANCE

TEAM	TOTAL	GP	AVG	TEAM	TOTAL	GP	AVG
Toledo	57,153	7	8,165	South Carolina	10,923	3	3,641
Jacksonville	42,512	6	7,085	Adirondack	10,796	3	3,599
Fort Wayne	17,992	3	5,997	Cincinnati	20,324	6	3,387
Florida	60,925	11	5,539	Greenville	9,057	3	3,019
Utah	15,355	3	5,118	Maine	8,617	3	2,872
Idaho	53,492	11	4,863	Indy	4,862	2	2,431
Newfoundland	28,871	7	4,124	Reading	14,399	6	2,400
Allen	15,482	4	3,871	Kansas City	6,812	3	2,271
				LEAGUE	**377,572**	**81**	**4,661**

2022 KELLY CUP PLAYOFFS ATTENDANCE

TEAM	TOTAL	GP	AVG	TEAM	TOTAL	GP	AVG
Toledo	82,801	10	8,280	Maine	9,768	3	3,256
Jacksonville	35,278	6	5,880	Greenville	9,613	3	3,204
Fort Wayne	22,945	4	5,736	Trois-Rivières	9,371	3	3,124
Florida	55,758	11	5,069	Rapid City	13,358	5	2,672
Utah	49,204	10	4,920	Cincinnati	6,536	3	2,179
Newfoundland	34,691	9	3,855	Reading	15,220	7	2,174
Tulsa	10,764	3	3,588	Wheeling	7,526	5	1,505
Allen	9,861	3	3,287	**LEAGUE**	**372,694**	**85**	**4,384**

2021 KELLY CUP PLAYOFFS ATTENDANCE

TEAM	TOTAL	GP	AVG	TEAM	TOTAL	GP	AVG
Fort Wayne	36,126	7	5,161	Greenville	11,083	5	2,217
Florida	10,766	3	3,589	Allen	8,267	4	2,067
Utah	2,285	1	2,285	Wichita	1,732	2	866
Indy	2,258	1	2,258	South Carolina	3,308	6	551
				LEAGUE	**75,825**	**29**	**2,614**

2019 KELLY CUP PLAYOFFS ATTENDANCE

TEAM	TOTAL	GP	AVG	TEAM	TOTAL	GP	AVG
Toledo	89,548	12	7,462	Idaho	19,653	5	3,931
Jacksonville	20,637	3	6,879	Tulsa	39,812	11	3,619
Orlando	33,266	5	6,653	Cincinnati	15,835	5	3,167
Fort Wayne	19,097	3	6,366	South Carolina	9,476	3	3,159
Newfoundland	56,015	12	4,668	Adirondack	6,257	2	3,129
Florida	29,234	7	4,176	Brampton	7,123	3	2,374
Kansas City	12,217	3	4,072	Kalamazoo	6,021	3	2,007
Utah	12,202	3	4,001	Manchester	7,901	6	1,317
				LEAGUE	**384,094**	**86**	**4,466**

2018 KELLY CUP PLAYOFFS ATTENDANCE

TEAM	TOTAL	GP	AVG	TEAM	TOTAL	GP	AVG
Toledo	35,916	5	7,183	South Carolina	6,231	2	3,116
Fort Wayne	53,773	8	6,722	Atlanta	5,862	2	2,931
Orlando	33,310	5	6,662	Adirondack	28,304	10	2,830
Florida	51,029	10	5,103	Reading	5,240	2	2,620
Colorado	59,473	12	4,956	Indy	4,696	2	2,348
Worcester	10,847	3	3,616	Cincinnati	6,934	3	2,311
Allen	10,804	3	3,601	Wichita	6,529	3	2,176
Idaho	21,588	6	3,598	Manchester	7,879	4	1,970
				LEAGUE	**348,415**	**80**	**4,355**

2017 KELLY CUP PLAYOFFS ATTENDANCE

TEAM	TOTAL	GP	AVG	TEAM	TOTAL	GP	AVG
Toledo	64,794	9	7,199	Idaho	9,520	3	3,173
Orlando	18,933	3	6,311	Florida	18,790	6	3,132
Fort Wayne	24,679	4	6,170	Manchester	23,946	9	2,661
Colorado	49,974	10	4,997	Reading	7,760	3	2,587
Utah	13,883	3	4,628	Adirondack	10,311	4	2,578
Allen	22,985	5	4,597	Brampton	14,755	6	2,459
South Carolina	41,268	11	3,752	Quad City	6,536	3	2,179
Greenville	10,044	3	3,348	Kalamazoo	4,284	3	1,428
				LEAGUE	**326,976**	**89**	**3,673**

2016 KELLY CUP PLAYOFFS ATTENDANCE

TEAM	TOTAL	GP	AVG	TEAM	TOTAL	GP	AVG
Toledo	22,834	4	5,709	Idaho	8,924	3	2,975
Fort Wayne	43,656	8	5,457	Florida	8,694	3	2,975
Allen	66,066	13	5,082	Wheeling	36,837	13	2,834
Missouri	24,284	5	4,857	Quad City	5,134	2	2,567
Colorado	12,907	3	4,302	Reading	14,965	6	2,494
Utah	19.911	5	3,982	Adirondack	11,679	5	2,336
Manchester	11,058	3	3,686	Cincinnati	5,132	3	1,711
South Carolina	31,864	10	3,186	Kalamazoo	3,033	3	1,011
				LEAGUE	**326,976**	**89**	**3,673**

2015 KELLY CUP PLAYOFFS ATTENDANCE

TEAM	TOTAL	GP	AVG	TEAM	TOTAL	GP	AVG
Orlando	17,240	3	5,747	South Carolina	42,097	13	3,238
Toledo	64,899	12	5,408	Idaho	9,440	3	3,147
Fort Wayne	25,252	5	5,050	Rapid City	20,146	7	2,878
Colorado	13,349	3	4,450	Tulsa	5,699	2	2,850
Allen	49,652	14	3,547	Quad City	8,329	3	2,776
Utah	20.145	6	3,358	Florida	16,495	6	2,749
Ontario	29,540	9	3,282	Wheeling	7,062	3	2,354
Reading	9,778	3	3,259	Kalamazoo	4,742	3	1,581
				LEAGUE	**343,865**	**95**	**3,619**

2014 KELLY CUP PLAYOFFS ATTENDANCE

TEAM	TOTAL	GP	AVG	TEAM	TOTAL	GP	AVG
Orlando	14,759	3	4,920	Utah	6,398	2	3,199
Colorado	14,047	3	4,682	Idaho	15,734	6	2,622
Fort Wayne	27,796	6	4,633	Greenville	21,585	9	2,398
Bakersfield	36,361	8	4,545	Cincinnati	28,608	12	2,384
Alaska	45,408	10	4,541	Las Vegas	4,526	2	2,263
Reading	7,269	2	3,635	Wheeling	10,681	5	2,136
Ontario	6,705	2	3,353	South Carolina	3,929	2	1,965
Stockton	16,281	5	3,256	Kalamazoo	5,380	3	1,793
				LEAGUE	**265,467**	**80**	**3,318**

2013 KELLY CUP PLAYOFFS ATTENDANCE

TEAM	TOTAL	GP	AVG	TEAM	TOTAL	GP	AVG
Colorado	15,867	3	5,289	Florida	18,627	6	3,105
Alaska	22,289	5	4,458	San Francisco	8,578	3	2,859
Stockton	54,989	13	4,230	Idaho	21,017	8	2,627
Toledo	12,566	3	4,189	Las Vegas	7,723	3	2,574
Utah	7,439	2	3,720	Elmira	6,916	3	2,305
Ontario	18,391	5	3,678	Cincinnati	20,469	10	2,047
Reading	34,355	10	3,434	Greenville	5,180	3	1,727
Gwinnett	12,997	4	3,249	South Carolina	3,084	2	1,542
				LEAGUE	**270,467**	**83**	**3,258**

2012 KELLY CUP PLAYOFFS ATTENDANCE

TEAM	TOTAL	GP	AVG	TEAM	TOTAL	GP	AVG
Colorado	5,289	1	5,289	Idaho	12,731	5	2,546
Alaska	23,285	5	4,657	Greenville	2,262	1	2,262
Florida	45,444	11	4,131	Utah	4,369	2	2,185
Las Vegas	25,034	7	3,576	Elmira	9,891	5	1,978
Stockton	17,145	5	3,429	Kalamazoo	10,251	6	1,709
Gwinnett	6,593	2	3,297	Wheeling	3,256	2	1,628
Ontario	9,754	3	3,251	South Carolina	6,838	5	1,368
Reading	5,631	2	2,816	**LEAGUE**	**187,773**	**62**	**3,028**

2011 KELLY CUP PLAYOFFS ATTENDANCE

TEAM	TOTAL	GP	AVG	TEAM	TOTAL	GP	AVG
Alaska	33,505	6	5,584	Cincinnati	4,793	2	2,397
Bakersfield	9,296	2	4,648	Kalamazoo	23,451	10	2,345
Stockton	7,923	2	3,962	Las Vegas	6,715	3	2,238
Victoria	22,141	6	3,690	Wheeling	16,490	8	2,061
Idaho	11,788	4	2,947	Florida	4,068	2	2,034
Utah	11,550	4	2,888	Elmira	3,072	2	1,536
Reading	11,102	4	2,776	South Carolina	2,538	2	1,269
Greenville	15,484	6	2,581	**LEAGUE**	**183,916**	**63**	**2,919**

2010 KELLY CUP PLAYOFFS ATTENDANCE

TEAM	TOTAL	GP	AVG	TEAM	TOTAL	GP	AVG
Bakersfield	23,453	5	4,691	Utah	14,494	5	2,899
Stockton	35,347	8	4,418	Charlotte	16,381	6	2,730
Cincinnati	50,744	12	4,229	South Carolina	6,497	3	2,166
Idaho	27,837	7	3,977	Las Vegas	4,180	2	2,090
Toledo	7,645	2	3,823	Elmira	5,812	3	1,937
Florida	13,334	4	3,334	Alaska	3,610	2	1,805
Victoria	6,535	2	3,268	Kalamazoo	2,975	2	1,488
Reading	24,366	8	3,046	**LEAGUE**	**243,210**	**71**	**3,425**

2009 KELLY CUP PLAYOFFS ATTENDANCE

TEAM	TOTAL	GP	AVG	TEAM	TOTAL	GP	AVG
Alaska	56,657	10	5,666	Cincinnati	27,466	8	3,433
Bakersfield	15,309	3	5,103	South Carolina	36,982	11	3,362
Stockton	28,383	6	4,731	Gwinnett	9,153	3	3,051
Florida	21,352	5	4,270	Idaho	4,767	2	2,384
Victoria	20,635	5	4,127	Elmira	11,485	5	2,297
Utah	11,519	3	3,840	Wheeling	5,291	3	1,764
Ontario	14,481	4	3,620	Trenton	6,617	4	1,654
Las Vegas	34,698	10	3,470	Charlotte	2,892	3	964
				LEAGUE	**307,687**	**85**	**3,620**

2008 KELLY CUP PLAYOFFS ATTENDANCE

TEAM	TOTAL	GP	AVG	TEAM	TOTAL	GP	AVG
Victoria	29,255	5	5,851	South Carolina	33,902	12	2,825
Bakersfield	15,102	3	5,034	Idaho	4,744	2	2,372
Stockton	15,078	3	5,026	Mississippi	3,724	2	1,862
Cincinnati	54,289	11	4,935	Fresno	5,167	3	1,722
Alaska	24,139	5	4,828	Dayton	1,581	1	1,581
Las Vegas	47,636	10	4,764	Johnstown	4,164	3	1,388
Florida	7,719	2	3,860	Augusta	2,675	2	1,338
Reading	22,172	6	3,695	Charlotte	1,246	1	1,246
Gwinnett	14,019	4	3,505	Columbia	5,014	5	1,003
Utah	27,372	8	3,422	Texas	3,981	5	796
Elmira	8,819	3	2,940	**LEAGUE**	**331,798**	**96**	**3,456**

2007 KELLY CUP PLAYOFFS ATTENDANCE

TEAM	TOTAL	GP	AVG	TEAM	TOTAL	GP	AVG
Bakersfield	28,501	5	5,700	Phoenix	4,946	2	2,473
Stockton	16,313	3	5,438	Charlotte	4,758	2	2,379
Florida	45,745	9	5,083	Toledo	4,301	2	2,151
Alaska	33,761	7	4,823	Dayton	21,691	12	1,808
Las Vegas	21,116	5	4,223	Texas	8,690	5	1,738
Gwinnett	7,073	2	3,537	Trenton	3,033	2	1,517
Victoria	9,702	3	3,234	Cincinnati	5,786	4	1,447
Idaho	35,237	11	3,203	Johnstown	1,163	1	1,163
Fresno	8,636	3	2,879	Augusta	794	1	794
				LEAGUE	**261,246**	**79**	**3,307**

2006 KELLY CUP PLAYOFFS ATTENDANCE

TEAM	TOTAL	GP	AVG	TEAM	TOTAL	GP	AVG
Alaska	66,364	11	6,033	Wheeling	9,507	4	2,376
Florida	22,748	4	5,687	San Diego	4,693	2	2,346
Bakersfield	37,657	7	5,379	Toledo	18,738	8	2,342
Las Vegas	33,388	7	4,769	Greenville	6,352	3	2,117
Fresno	36,427	9	4,047	South Carolina	5,803	3	1,934
Gwinnett	35,572	9	3,952	Utah	3,338	2	1,669
Idaho	11,367	3	3,789	Augusta	1,258	1	1,258
Reading	7,501	2	3,750	Johnstown	2,346	2	1,173
Trenton	3,051	1	3,051	Long Beach	2,983	3	994
Charlotte	2,929	1	2,929	**LEAGUE**	**312,022**	**82**	**3,805**

2005 KELLY CUP PLAYOFFS ATTENDANCE

TEAM	TOTAL	GP	AVG	TEAM	TOTAL	GP	AVG
Alaska	50,109	8	6,263	Trenton	38,446	10	3,844
Florida	60,049	10	6,004	South Carolina	5,035	2	2,517
Bakersfield	11,038	2	5,519	Long Beach	9,182	4	2,295
Reading	16,215	4	4,053	Mississippi	2,113	1	2,113
Idaho	7,071	2	3,535	Greenville	6,099	3	2,033
Gwinnett	16,911	5	3,382	Atlantic City	1,992	1	1,992
Charlotte	22,318	7	3,188	Toledo	3,502	2	1,751
Pensacola	6,160	2	3,080	Columbia	3,206	3	1,068
				LEAGUE	**259,446**	**66**	**3,931**

2004 KELLY CUP PLAYOFFS ATTENDANCE

TEAM	TOTAL	GP	AVG	TEAM	TOTAL	GP	AVG
Florida	56,135	9	6,237	Peoria	8,036	4	2,009
Alaska	17,305	3	5,768	Johnstown	1,941	1	1,941
Reading	28,691	6	4,781	San Diego	3,809	2	1,904
Idaho	41,645	9	4,627	Roanoke	3,668	2	1,834
Las Vegas	10,702	3	3,567	Mississippi	5,474	3	1,824
Gwinnett	20,161	6	3,360	Louisiana	7,731	5	1,546
Wheeling	9,846	3	3,282	Atlantic City	2,962	2	1,481
Pensacola	5,631	2	2,815	Columbia	2,698	2	1,349
South Carolina	8,393	3	2,797	**LEAGUE**	**234,828**	**65**	**3,613**

2003 KELLY CUP PLAYOFFS ATTENDANCE

TEAM	TOTAL	GP	AVG	TEAM	TOTAL	GP	AVG
Florida	4,011	1	4,011	Greenville	2,288	1	2,288
Atlantic City	33,040	11	3,003	Greensboro	8,824	4	2,206
Lexington	2,974	1	2,974	Mississippi	14,099	7	2,014
Arkansas	2,957	1	2,957	Pee Dee	5,941	3	1,980
Toledo	10,707	4	2,736	Columbia	17,158	9	1,906
Pensacola	2,719	1	2,719	Louisiana	5,073	3	1,691
Trenton	2,715	1	2,715	Peoria	3,182	2	1,592
South Carolina	5,261	2	2,630	Jackson	1,139	1	1,139
Roanoke	4,668	2	2,334	Cincinnati	7,743	7	1,106
				LEAGUE	**134,501**	**61**	**2,205**

2002 KELLY CUP PLAYOFFS ATTENDANCE

TEAM	TOTAL	GP	AVG	TEAM	TOTAL	GP	AVG
Florida	9,915	2	4,957	Johnstown	6,818	3	2,272
Pensacola	4,022	1	4,022	Roanoke	4,437	2	2,218
Greenville	36,048	9	4,005	Pee Dee	10,894	5	2,178
Atlantic City	16,959	5	3,391	Jackson	6,349	3	2,116
Trenton	11,660	4	2,915	Peoria	5,778	3	1,926
Louisiana	10,733	4	2,683	Columbia	3,151	2	1,575
Dayton	20,857	8	2,607	Cincinnati	1,308	1	1,308
Charlotte	7,601	3	2,533	South Carolina	1,051	1	1,051
Mississippi	14,084	6	2,347	**LEAGUE**	**171,665**	**62**	**2,769**

2001 KELLY CUP PLAYOFFS ATTENDANCE

TEAM	TOTAL	GP	AVG	TEAM	TOTAL	GP	AVG
Florida	16,876	3	5,625	Peoria	16,878	7	2,411
South Carolina	40,602	10	4,060	New Orleans	6,982	3	2,327
Trenton	40,282	10	4,028	Augusta	2,318	1	2,318
Jackson	9,444	3	3,148	Dayton	8,952	4	2,238
Louisiana	25,087	8	3,135	Roanoke	4,330	2	2,165
Charlotte	6,037	2	3,018	Mobile	7,159	4	1,789
Richmond	5,847	2	2,923	Johnstown	3,571	2	1,785
Toledo	11,299	4	2,824	Baton Rouge	1,115	1	1,115
Pee Dee	10,388	4	2,597	Arkansas	1,915	3	638
				LEAGUE	**219,082**	**73**	**3,001**

2000 KELLY CUP PLAYOFFS ATTENDANCE

TEAM	TOTAL	GP	AVG	TEAM	TOTAL	GP	AVG
Florida	20,065	3	6,688	Augusta	15,149	5	3,029
Louisiana	53,488	10	5,348	Mississippi	8,537	3	2,845
Greenville	40,748	8	5,093	Mobile	4,728	2	2,364
Trenton	27,438	6	4,573	Roanoke	4,440	2	2,220
Pee Dee	11,602	3	3,867	Johnstown	5,995	3	1,998
South Carolina	14,053	4	3,513	New Orleans	3,654	2	1,827
Pensacola	6,801	2	3,400	Baton Rouge	1,190	1	1,190
Hampton Roads	19,392	6	3,232	Dayton	1,187	1	1,187
Peoria	32,272	10	3,227	Huntington	1,575	2	787
Richmond	6,150	2	3,075	**LEAGUE**	**278,464**	**75**	**3,713**

1999 KELLY CUP PLAYOFFS ATTENDANCE

TEAM	TOTAL	GP	AVG	TEAM	TOTAL	GP	AVG
Florida	26, 823	4	6,705	New Orleans	12,913	5	2,582
Mississippi	48,404	9	5,378	Baton Rouge	7,260	3	2,420
Louisiana	15,983	3	5,327	Jacksonville	2,343	1	2,343
Richmond	45,436	9	5,048	Dayton	3,977	2	1,988
Pee Dee	29,597	6	4,932	Mobile	1,642	1	1,642
Hampton Roads	9,342	2	4,671	Chesapeake	5,835	4	1,458
South Carolina	8,826	2	4,413	Birmingham	2,620	2	1,310
Augusta	4,272	1	4,272	Peoria	2,458	2	1,229
Roanoke	21,759	6	3,626	Columbus	1,500	2	750
Toledo	10,301	3	3,433	**LEAGUE**	**261,291**	**67**	**3,900**

1998 KELLY CUP PLAYOFFS ATTENDANCE

TEAM	TOTAL	GP	AVG	TEAM	TOTAL	GP	AVG
Louisiana	56,993	7	8,142	Chesapeake	3,221	1	3,221
Hampton Roads	67,762	10	6,776	New Orleans	5,816	2	2,908
Pensacola	67,476	10	6,747	Wheeling	21,313	8	2,664
South Carolina	17,221	3	5,740	Dayton	4,618	2	2,309
Pee Dee	15,714	3	5,238	Peoria	2,187	1	2,187
Roanoke	20,124	5	4,025	Huntington	2,964	2	1,482
Toledo	14,359	4	3,590	Birmingham	2,823	2	1,412
Mobile	3,888	1	3,888	**LEAGUE**	**318,126**	**64**	**4,971**
Charlotte	11,647	3	3,882				

1997 KELLY CUP PLAYOFFS ATTENDANCE

TEAM	TOTAL	GP	AVG	TEAM	TOTAL	GP	AVG
Louisiana	98,639	9	10,959	Tallahassee	7,280	2	3,640
Pensacola	40,827	5	8,165	Roanoke	7,018	2	3,509
South Carolina	70,504	10	7,050	Toledo	6,184	2	3,092
Hampton Roads	23,904	4	5,976	Birmingham	13,879	5	2,775
Mississippi	5,597	1	5,597	Wheeling	2,455	1	2,455
Charlotte	5,508	1	5,508	Peoria	9,321	5	1,864
Mobile	4,603	1	4,603	Dayton	2,728	2	1,364
Richmond	15,826	4	3,956	Columbus	5,685	5	1,137
				LEAGUE	**319,958**	**59**	**5,423**

1996 RILEY CUP PLAYOFFS ATTENDANCE

TEAM	TOTAL	GP	AVG	TEAM	TOTAL	GP	AVG
Louisiana	28,795	3	9,598	Toledo	29,260	7	4,180
Charlotte	62,970	9	6,996	Roanoke	3,979	1	3,979
Richmond	23,169	4	5,792	Wheeling	12,483	4	3,120
Hampton Roads	5,593	1	5,593	Dayton	2,255	1	2,255
South Carolina	21,954	4	5,488	Raleigh	4,145	2	2,072
Columbus	4,638	1	4,638	Louisville	2,026	1	2,026
Jacksonville	34,969	8	4,371	Knoxville	5,667	3	1,889
Tallahassee	25,809	6	4,301	Nashville	3,981	3	1,327
				LEAGUE	**271,693**	**58**	**4,684**

1995 RILEY CUP PLAYOFFS ATTENDANCE

TEAM	TOTAL	GP	AVG	TEAM	TOTAL	GP	AVG
South Carolina	40,081	5	8,016	Toledo	6,671	2	3,335
Tallahassee	33,281	6	5,546	Dayton	16,464	5	3,292
Charlotte	10,911	2	5,455	Birmingham	9,756	3	3,252
Hampton Roads	10,631	2	5,315	Huntington	5,007	2	2,503
Richmond	52,264	10	5,226	Nashville	14,055	6	2,342
Roanoke	19,604	4	4,901	Johnstown	3,740	2	1,870
Greensboro	38,595	8	4,824	Knoxville	3,289	2	1,644
Wheeling	7,878	2	3,939	Columbus	1,304	1	1,304
				LEAGUE	**273,531**	**62**	**4,412**

1994 RILEY CUP PLAYOFFS ATTENDANCE

TEAM	TOTAL	GP	AVG	TEAM	TOTAL	GP	AVG
South Carolina	9,405	1	9,405	Roanoke	3,624	1	3,624
Charlotte	7,422	1	7,422	Dayton	3,519	1	3,519
Columbus	17,700	3	5,900	Birmingham	19,522	6	3,253
Greensboro	23,423	4	5,855	Johnstown	2,291	1	2,291
Hampton Roads	21,841	4	5,460	Huntsville	2,060	1	2,060
Toledo	37,763	8	4,720	Knoxville	3,841	2	1,920
Wheeling	18,371	4	4,592	Louisville	2,660	2	1,330
Raleigh	35,741	9	3,971	Nashville	1,139	1	1,139
				LEAGUE	**210,322**	**49**	**4,292**

1993 RILEY CUP PLAYOFFS ATTENDANCE

TEAM	TOTAL	GP	AVG	TEAM	TOTAL	GP	AVG
Hampton Roads	11,462	2	5,731	Erie	9,284	3	3,274
Wheeling	39,807	8	4,975	Dayton	6,221	2	3,111
Toledo	37,576	8	4,697	Johnstown	7,567	3	2,522
Nashville	17,301	4	4,325	**LEAGUE**	**148,729**	**35**	**4,249**
Raleigh	18,971	5	3,794				

1992 RILEY CUP PLAYOFFS ATTENDANCE

TEAM	TOTAL	GP	AVG	TEAM	TOTAL	GP	AVG
Cincinnati	40,781	5	8,156	Richmond	8,559	3	2,853
Hampton Roads	52,669	7	4,832	Johnstown	8,316	3	2,772
Greensboro	28,992	6	4,832	Raleigh	5,477	2	2,379
Toledo	13,596	3	4,532	Roanoke Valley	7,008	3	2,335
Erie	7,330	2	3,665	Louisville	14,011	6	2,335
Dayton	3,017	1	3,017	Winston-Salem	2,395	2	798
				LEAGUE	**192,151**	**44**	**4,367**

1991 RILEY CUP PLAYOFFS ATTENDANCE

TEAM	TOTAL	GP	AVG	TEAM	TOTAL	GP	AVG
Hampton Roads	55,527	8	6,940	Richmond	6,295	2	3,147
Cincinnati	12,111	2	6,056	Johnstown	15,488	5	3,097
Erie	7,764	2	3,882	Louisville	6,110	3	2,036
Greensboro	21,892	6	3,648	Knoxville	3,526	2	1,763
				LEAGUE	**128,713**	**30**	**4,290**

1990 RILEY CUP PLAYOFFS ATTENDANCE

TEAM	TOTAL	GP	AVG	TEAM	TOTAL	GP	AVG
Hampton Roads	11,883	2	5,942	Nashville	5,280	2	2,640
Greensboro	19,658	5	3,932	Winston-Salem	15,653	6	2,609
Erie	14,626	4	3,657	Virginia	2,060	2	1,030
				LEAGUE	**69,190**	**21**	**3,293**

1989 RILEY CUP PLAYOFFS ATTENDANCE

TEAM	TOTAL	GP	AVG	TEAM	TOTAL	GP	AVG
Johnstown	22,905	6	3,818	Knoxville	2,313	2	1,157
Erie	5,741	2	2,871	Carolina	Not Available	5	Not Available
				LEAGUE	**Not Available**	**15**	**2,980**

- League average based on 10 games reported

SECTION 11

POSTSEASON



Photos courtesy Florida Everblades

Every team takes the ice each October with one goal in mind, to be the team that gets the honor of hoisting the Kelly Cup as the ECHL champion. The trophy is presented each year by the man for whom it is named - ECHL Commissioner Emeritus Patrick J. Kelly. The Florida Everblades captured the 2026 Kelly Cup title, defeating the Kansas City Mavericks 4 games to 2 in the Kelly Cup Finals, capturing their fifth title in team history, and fourth in the last five seasons.

CHAMPIONSHIP TROPHIES

PATRICK J. KELLY CUP

Beginning with the 1996-97 season, the Patrick J. Kelly Cup is awarded annually to the playoff champion of the ECHL.

History: Named in recognition of Patrick J. Kelly, one of the founding fathers of the ECHL. Kelly served as Commissioner of the ECHL for the first eight seasons before being named Commissioner Emeritus in 1996, a title which he continues to hold. Kelly celebrates his 73rd season in hockey in 2025-26, having begun his career with the St. Catharines Tee Pees of the Ontario Junior Hockey League in 1952. He played professionally for the Springfield Indians of the American Hockey League, the Troy Bruins of the International Hockey League, and the Greensboro Generals of the Eastern Hockey League. Kelly coached in the Eastern Hockey League from 1965-73 and was head coach and general manager of Charlotte in the Southern Hockey League from 1973-76. He coached the Colorado Rockies in the NHL in 1977-78 and is the only coach to lead the Rockies to the Stanley Cup Playoffs. Following coaching stops in the American Hockey League, he went to Peoria in the International Hockey League where he led the Rivermen to the Turner Cup in his first season in 1984-85. The ECHL is proud to recognize his distinguished career by naming its most coveted trophy in his honor.

Year	W-L In Finals	Winner	Coach	Finalist	Coach
2026	4-2	Florida	Brad Ralph	Kansas City	Tad O'Had
2025	4-1	Trois-Rivières	Ron Choules	Toledo	Pat Mikesch
2024	4-1	Florida	Brad Ralph	Kansas City	Tad O'Had
2023	4-0	Florida	Brad Ralph	Idaho	Everett Sheen
2022	4-1	Florida	Brad Ralph	Toledo	Dan Watson
2021	3-1	Fort Wayne	Ben Boudreau	South Carolina	Ryan Blair
2020		Playoffs canceled due to COVID-19			
2019	4-2	Newfoundland	John Snowden	Toledo	Dan Watson
2018	4-3	Colorado	Aaron Schneekloth	Florida	Brad Ralph
2017	4-0	Colorado	Aaron Schneekloth	South Carolina	Ryan Warsofsky
2016	4-2	Allen	Steve Martinson	Wheeling	Jeff Christian
2015	4-3	Allen	Steve Martinson	South Carolina	Spencer Carbery
2014	4-2	Alaska	Rob Murray	Cincinnati	Ben Simon
2013	4-1	Reading	Larry Courville	Stockton	Matt Thomas
2012	4-1	Florida	Greg Poss	Las Vegas	Ryan Mougenel
2011	4-1	Alaska	Brent Thompson	Kalamazoo	Nick Bootland
2010	4-1	Cincinnati	Chuck Weber	Idaho	Derek Laxdal
2009	4-3	South Carolina	Jared Bednar	Alaska	Keith McCambridge
2008	4-2	Cincinnati	Chuck Weber	Las Vegas	Glen Gulutzan
2007	4-1	Idaho	Derek Laxdal	Dayton	Don MacAdam
2006	4-1	Alaska	Davis Payne	Gwinnett	Jeff Pyle
2005	4-2	Trenton	Mike Haviland	Florida	Gerry Fleming
2004	4-1	Idaho	John Olver	Florida	Gerry Fleming
2003	4-1	Atlantic City	Mike Haviland	Columbia	Scott White
2002	4-0	Greenville	John Marks	Dayton	Greg Ireland
2001	4-1	South Carolina	Rick Adduono	Trenton	Troy Ward
2000	4-2	Peoria	Don Granato	Louisiana	Don Murdoch
1999	4-3	Mississippi	Bruce Boudreau	Richmond	Mark Kaufman
1998	4-2	Hampton Roads	John Brophy	Pensacola	Al Pedersen
1997	4-1	South Carolina	Rick Vaive	Louisiana	Doug Shedden

KELLY CUP - ROSTERS AND FINAL SERIES SCORES

2026 - FLORIDA EVERBLADES - Sean Allen, Zach Berzolla, Kyle Betts, Ben Brar, Gianfranco Cassaro, Oliver Chau, Oliver Cooper, Connor Doherty, Reid Duke, Hudson Elynuik, Tarun Fizer, Carson Gicewicz, Cam Johnson, Jett Jones, Patrick Kyte, Logan Lambdin, Jesse Lansdell, Kyle McClellan, Cole Moberg, Craig Needham, Isaac Nurse, Anthony Romano, Jordan Sambrook, Sam Stange, Riese Zmolek, Kyle Mountain (Assistant Coach) and Brad Ralph (Head Coach).

Scores: June 5 at Kansas City - Kansas City 6, Florida 0; June 6 at Kansas City - Kansas City 5, Florida 2; June 10 at Florida - Florida 2, Kansas City 1 (OT); June 12 at Florida - Florida 3, Kansas City 2 (OT); June 13 at Florida - Florida 5, Kansas City 2; June 15 at Kansas City - Florida 5, Kansas City 4 (2 OT).

2025 - TROIS-RIVIÈRES LIONS - Morgan Adams-Moisan, Anthony Beauregard, Alex Beaucage, Luke Cavallin, Tommy Cormier, Xavier Cormier, Andrew Coxhead, Justin Ducharme, Isaac Dufort, Nicolas Guay, Kyle Havlena, Tyler Hylland, Chris Jandric, Hunter Jones, Wyatt McLeod, Israel Mianscum, Logan Nijhoff, Jakov Novak, Jacob Paquette, Kirby Proctor, Emmett Serensits, Vincent Sevigny, Cory Thomas, Joe Vrbetic, Ron Choules (Head Coach) and Luc-Olivier Blain (Assistant Coach).

Scores: May 31 at Toledo - Toledo 3, Trois-Rivières 1; June 2 at Toledo - Trois-Rivières 5, Toledo 1; June 4 at Trois-Rivières - Trois-Rivières 3, Toledo 1; June 6 at Trois-Rivières - Trois-Rivières 2, Toledo 1; June 7 at Trois-Rivières - Trois-Rivières 4, Toledo 1

2024 - FLORIDA EVERBLADES - Zach Berzolla, Adrien Bisson, Ben Brar, Bobo Carpenter, Oliver Chau, Cam Darcy, Josh Ho-Sang, Cam Johnson, Sean Josling, Logan Lambdin, Jesse Lansdell, Reed Lebster, Cole Moberg, Kyle Neuber, Joe Pendenza, Will Reilly, Jordan Sambrook, Mark Senden, Todd Skirving, David Tendeck, Zach Uens, Matt Wedman, Riese Zmolek, Anthony Peters (Assistant Coach) and Brad Ralph (Head Coach).

Scores: May 31 at Kansas City - Florida 8, Kansas City 1; June 1 at Kansas City - Kansas City 5, Florida 1; June 5 at Florida - Florida 6, Kansas City 3, June 7 at Florida - Florida 4, Kansas City 1; June 8 at Florida - Florida 4, Kansas City 3 (OT)

2023 - FLORIDA EVERBLADES - Ashton Calder, Will Calverley, Jaxon Castor, Oliver Chau, Cam Darcy, Andrew Fyten, Brandon Hickey, Tyler Irvine, Cam Johnson, Sean Josling, Lukas Kälble, Levko Koper, Logan Lambdin, Olivier LeBlanc, Stefan Leblanc, Ben Masella, John McCarron, Kody McDonald, Cole Moberg, Kyle Neuber, Joe Pendenza, Nathan Staios, Zach Uens, Blake Winiecki, Jesse Kallechy (Assistant Coach) and Brad Ralph (Head Coach).

Scores: June 3 at Idaho - Florida 3, Idaho 2 (OT); June 4 at Idaho - Florida 5, Idaho 3; June 7 at Florida - Florida 1, Idaho 0; June 9 at Florida - Florida 4, Idaho 3

2022 - FLORIDA EVERBLADES - Alex Aleardi, Darik Angeli, Xavier Bouchard, Stephen Desrocher, Parker Gahagen, Matteo Gennaro, Jake Jaremko, Cam Johnson, Lukas Kaelble, Levko Koper, Stefan Leblanc, Ben Masella, John McCarron, Chris McKay, Kyle Neuber, Joe Pendenza, Nathan Perkovich, Jake McLaughlin, Michael Neville, Jordan Sambrook, Zach Solow, Dylan Vander Esch, Tomas Vomacka, Blake Winiecki, Jesse Kallechy (Assistant Coach) and Brad Ralph (Head Coach).

Scores: June 3 at Toledo - Florida 3, Toledo 2; Game 2 at Toledo - Florida 3, Toledo 1; Game 3 at Florida - Toledo 4, Florida 1, Game 4 at Florida - Florida 3, Toledo 2 (OT); Game 5 at Florida - Florida 4, Toledo 2

2021 - FORT WAYNE KOMETS - Morgan Adams-Moisan, Nick Boka, Matthew Boudens, Mathieu Brodeur, Oliver Cooper, Dylan Ferguson, Olivier Galipeau, Randy Gazzola, Stephen Harper, Brandon Hawkins, A.J. Jenks, Justin Kapelmaster, Jackson Leef, Alan Lyszczarczyk, Marcus McIvor, Matt Murphy, Anthony Nellis, Anthony Petruzzelli, Zach Pochiro, Marco Roy, Blake Siebenaler, Shawn Szydlowski, Justin Vaive, Olivier Legault (Assistant Coach) and Ben Boudreau (Head Coach)

Scores: June 25 at South Carolina - Fort Wayne 7, South Carolina 2; Game 2 at South Carolina - South Carolina 4, Fort Wayne 2; June 30 at Fort Wayne - Fort Wayne 6, South Carolina 4; July 2 at Fort Wayne - Fort Wayne 2, South Carolina 1

2020 - Playoffs canceled due to COVID-19

2019 - NEWFOUNDLAND GROWLERS - Matt Bradley, Semyon Der-Arguchintsev, Hudson Elynuik, Giorgio Estephan, Brady Ferguson, Michael Garteig, Alex Gudbranson, Sam Jardine, Garrett Johnston, Josh Kestner, Eric Levine, Eamon McAdam, James Melindy, Ilya Nekolenko, Evan Neugold, Zach O'Brien, Adam Pardy, J.J. Piccinich, Derian Plouffe, Scott Pooley, Marcus Power, Kristians Rubins, Todd Skirving, Darryl Williams (Assistant Coach) and John Snowden (Head Coach)

Scores: May 25 at Newfoundland - Newfoundland 4, Toledo 3 (OT); May 26 at Newfoundland - Newfoundland 2, Toledo 1 (OT); May 29 at Toledo - Toledo 4, Newfoundland 1; May 31 at Toledo - Newfoundland 4, Toledo 2; June 1 at Toledo - Toledo 3, Newfoundland 2; June 4 at Newfoundland - Newfoundland 4, Toledo 3

2018 - COLORADO EAGLES - Travis Barron, J.C. Beaudin, Collin Bowman, Drayson Bowman, Sam Brittain, Joe Cannata, Matt Garbowsky, Ryan Harrison, Lukas Hafner, Michael Joly, Jake Marto, Nicolas Meloche, Julien Nantel, Chase Norrish, Ryan Olsen, Joey Ratelle, Matt Register, Brady Shaw, Shawn St-Amant, Ben Storm, Gabriel Verpaelst, Cliff Watson, Teigan Zahn, Ryan Tobler (Assistant Coach) and Aaron Schneekloth (Head Coach)

Scores: May 25 at Colorado - Colorado 3, Florida 1; May 27 at Colorado - Florida 4, Colorado 3; May 30 at Florida - Colorado 5, Florida 4 (OT); June 1 at Florida - Florida 7, Colorado 6 (OT); June 2 at Florida - Florida 5, Colorado 0; June 6 at Colorado - Colorado 4, Florida 2; June 9 at Florida - Colorado 3, Florida 2.

2017 - COLORADO EAGLES - Alex Belzile, Sergei Boikov, Darryl Bootland, Matt Brown, Matt Garbowsky, Mason Geertsen, Lukas Hafner, Ryan Harrison, Jackson Houck, Sam Jardine, Johnny Lazo, Cam Maclise, Jake Marto, Julien Nantel, Casey Pierro-Zabotel, Matt Register, Luke Salazar, Michael Sdao, Kent Simpson, Shawn St-Amant, Teigan Zahn, Sean Zimmerman, Ryan Tobler (Assistant Coach) and Aaron Schneekloth (Head Coach).

Scores: May 26 at Colorado - Colorado 3, South Carolina 2 (2 OT); May 28 at Colorado - Colorado 3, South Carolina 2; June 4 at South Carolina - Colorado 5, South Carolina 4 (OT); June 5 at South Carolina - Colorado 2, South Carolina 1.

2016 - ALLEN AMERICANS - Vincent Arseneau, Spencer Asuchak, Thomas Carr, Chad Costello, Justin Courtnall, Danny Federico, Aaron Gens, Riley Gill, Greger Hanson, Jake Hildebrand, Nikita Jevpalovs, Tristan King, J.P. LaFontaine, David Makowski, Kyle Neuber, Casey Pierro-Zabotel, Rick Pinkston, Matt Register, Jordan Rowley, Eric Roy, Joel Rumpel, Gary Steffes, Dyson Stevenson and Steve Martinson (Head Coach).

Scores: May 28 at Allen - Allen 5, Wheeling 3; May 29 at Allen - Wheeling 7, Allen 6; June 1 at Wheeling - Wheeling 3, Allen 2; June 3 at Wheeling - Allen 4, Wheeling 2; June 4 at Wheeling - Allen 3, Wheeling 2 (OT); June 9 at Allen - Allen 4, Wheeling 2.

2015 - ALLEN AMERICANS - Konrad Abeltshauser, Vincent Arseneau, Spencer Asuchak, Justin Baker, Garrett Clarke, Chad Costello, Chris Crane, Nolan Descoteaux, Kyle Follmer, Aaron Gens, Riley Gill, Greger Hansen, Trevor Ludwig, Tyler Ludwig, Joel Rumpel, Jamie Schaafsma, Ian Schultz, Rylan Schwartz, Gary Steffes, Dyson Stevenson, Kevin Young, Patrik Valcak, Erik Adams (Assistant Coach), Kevin Colley (Assistant Coach) and Steve Martinson (Head Coach).

Scores: May 31 at Allen - South Carolina 4, Allen 3; June 2 at Allen - Allen 5, South Carolina 2; June 3 at Allen - South Carolina 4, Allen 1; June 7 at South Carolina - Allen 3, South Carolina 2 (2 OT); June 9 at South Carolina - Allen 3 at South Carolina 2 (OT); June 10 at South Carolina - South Carolina 4, Allen 1; June 14 at Allen - Allen 6, South Carolina 1.

2014 - ALASKA ACES - Alex Belzile, Gerald Coleman, Brendan Connolly, Sean Curry, Zach Davies, Turner Elson, Brett Findlay, Kane Lafranchise, Drew MacKenzie, James Martin, Nick Mazzolini, Zach McKelvie, Tommy Mele, Jordan Morrison, Tyler Mosienko, John Ramage, Brad Richard, Ross Ring-Jarvi, Olivier Roy, Peter Sivak, Corey Syvret, Andy Taranto, Evan Trupp, Louis Mass (Assistant Coach) and Rob Murray (Head Coach).

Scores: May 30 at Alaska - Alaska 5, Cincinnati 3; May 31 at Alaska - Cincinnati 2, Alaska 1; June 2 at Alaska - Alaska 2, Cincinnati 0; June 6 at Cincinnati - Cincinnati 3, Alaska 1; June 7 at Cincinnati - Alaska 4, Cincinnati 2; June 9 at Cincinnati - Alaska 4, Cincinnati 0

2013 - READING ROYALS - Barry Almeida, Evan Barlow, Alex Berry, Julien Cayer, Joel Champagne, Ethan Cox, Brett Flemming, Stanislav Galiev, Riley Gill, Dominic Jalbert, Nikita Kashirsky, Kirk MacDonald, Mark Mitera, Bryant Molle, Ian O'Connor, Mark Owuya, Robert Shea, Brock Shelgren, Dustin Stevenson, T.J. Syner, Yannick Tifu, David Vallorani, Patrick Wellar, Tim Branham (Assistant Coach) and Larry Courville (Head Coach).

Scores: May 18 at Reading - Reading 6, Stockton 5 (OT); May 19 at Reading - Reading 4, Stockton 0; May 21 at Stockton - Reading 3, Stockton 1; May 24 at Stockton - Stockton 4, Reading 3; May 25 at Stockton - Reading 6, Stockton 0

2012 - FLORIDA EVERBLADES - Matt Beca, Trevor Bruess, Ryan Donald, David Fischer, Rylan Galiardi, Brayden Irwin, Cedric Lalonde-McNicoll, Charles Landry, Matt Marquardt, Brandon MacLean, Ryan McGinnis, John Muse, Pat Nagle, Sebastien Piche, Scott Pitt, Kevin Quick, Mike Ratchuk, Bobby Raymond, Mathieu Roy, David Rutherford, Leigh Salters, Justin Shugg, Joe Sova, Brad Tapper (Assistant Coach) and Greg Poss (Head Coach).

Scores: May 14 at Las Vegas - Las Vegas 2, Florida 1; May 15 at Las Vegas - Florida 7, Las Vegas 2; May 18 at Florida - Florida 4, Las Vegas 3 (OT); May 22 at Florida - Florida 3, Las Vegas 1; May 23 at Florida - Florida 3, Las Vegas 2 (OT)

2011 - ALASKA ACES - Matt Ambroz, Chad Anderson, Daryl Boyle, Scott Burt, Gerald Coleman, Adam Courchaine, Ethan Cox, Alex Dzielski, Kory Falite, Curtis Fraser, Brandon Gentile, Wes Goldie, Scott Howes, Mark Isherwood, Dan Kissel, Kane Lafranchise, Chris Langkow, Bryan Miller, Garry Nunn, Tyler Ruegsegger, Russ Sinkewich, Brian Swanson, Steve Ward, Louis Mass (Assistant Coach) and Brent Thompson (Head Coach).

Scores: May 14 at Alaska - Alaska 5, Kalamazoo 0; May 15 at Alaska - Alaska 3, Kalamazoo 2 (OT); May 18 at Kalamazoo - Kalamazoo 4, Alaska 1; May 20 at Kalamazoo - Alaska 7, Kalamazoo 5; May 21 at Kalamazoo - Alaska 5, Kalamazoo 3.

2010 - CINCINNATI CYCLONES - Mathieu Aubin, Hans Benson, Reid Cashman, Ryan Del Monte, Cullen Eddy, Barret Ehgoetz, Josh Heidinger, Jason Jozsa, Jimmy Kilpatrick, Doug Krantz, Maxime Lacroix, Robert Mayer, Ian McKenzie, Brett Motherwell, Brian O'Hanley, Will Ortiz, Matt Pierce, Brett Robinson, Kevin Roeder, Brock Sheahan, Jeremy Smith, Dustin Sproat, Mark Van Guilder, Dean Stork (Assistant Coach) and Chuck Weber (Head Coach).

Scores: May 14 at Idaho - Cincinnati 3, Idaho 2; May 15 at Idaho - Cincinnati 1, Idaho 0; May 18 at Cincinnati - Idaho 4, Cincinnati 3 (2 OT); May 20 at Cincinnati - Cincinnati 3, Idaho 2; May 21 at Cincinnati - Cincinnati 2, Idaho 1.

2009 - SOUTH CAROLINA STINGRAYS - Mick Berge, Jonathan Boutin, Trent Campbell, Spencer Carbery, Jeff Corey, Michael Dubuc, Brad Farynuk, Josh Godfrey, Keith Johnson, Nikita Kashirsky, Nate Kiser, Johann Kroll, Maxime Lacroix, Lyon Messier, Travis Morin, Pierre-Luc O'Brien, Sasha Pokulok, James Reimer, Rob Ricci, Scott Romfo, Matt Scherer, Zach Tarkir, Patrick Wellar, Cail MacLean (Assistant Coach) and Jared Bednar (Head Coach).

Scores: May 22 at Alaska - South Carolina 4, Alaska 2; May 23 at Alaska - Alaska 3, South Carolina 1; May 27 at South Carolina - South Carolina 4, Alaska 2; May 29 at South Carolina - South Carolina 5, Alaska 0; May 30 at South Carolina - Alaska 3, South Carolina 2 (OT); June 4 at Alaska - Alaska 3, South Carolina 2; June 5 at Alaska - South Carolina 4, Alaska 2.

2008 - CINCINNATI CYCLONES - Mathieu Aubin, Thomas Beauregard, Jimmy Bonneau, Maxime Daigneault, Jean-Michel Daoust, Jason Deitsch, David Desharnais, Cedrick Desjardins, Barret Ehgoetz, Jon Gleed, Billy Irish-Baker, Olivier Latendresse, Matt Macdonald, Ryan Maki, Conrad Martin, T.J. McElroy, Sean Perkins, Scott Reynolds, Ryan Russell, Chad Starling, Bryan Schmidt, Jeremy Swanson, Matt Syroczynski, Avery Wilson, Dean Stork (Assistant Coach) and Chuck Weber (Head Coach).

Scores: May 24 at Cincinnati - Cincinnati 4, Las Vegas 2; May 25 at Cincinnati - Las Vegas 1, Cincinnati 0; May 29 at Las Vegas - Cincinnati 4, Las Vegas 2; May 30 at Las Vegas - Las Vegas 2, Cincinnati 0; June 2 at Las Vegas - Cincinnati 4, Las Vegas 0; June 5 at Cincinnati - Cincinnati 3, Las Vegas 1.

2007 - IDAHO STEELHEADS - Jay Beagle, Kyle Bruce, Scott Burt, Steve Chabbert, B.J. Crombeen, John Daigneau, Taggart Desmet, Marty Flichel, Blake Forsyth, Lance Galbraith, Darrell Hay, Lars Helminen, John Lammers, Tuomas Mikkonen, Alexander Naurov, Derek Nesbitt, Colin Peters, Kyle Peto, Greg Rallo, Kory Scoran, Steve Silverthorn, Francis Wathier, Travis Wight and Derek Laxdal (Coach).

Scores: May 23, at Idaho - Dayton 2, Idaho 1; May 25 at Idaho - Idaho 5, Dayton 2; May 27 at Dayton - Idaho 4, Dayton 2; May 29 at Dayton - Idaho 2, Dayton 1 (2 OT); May 31 at Dayton - Idaho 4, Dayton 1.

2006 - ALASKA ACES - Chris Beckford-Tseu, Kimbi Daniels, Olivier Filion, Ryan Gaucher, Barrett Heisten, Chris Heisten, Cam Keith, Alex Leavitt, Mike Lee, Doug Lynch, Justin Maiser, Louis Mass, Keith McCambridge, Peter Metcalf, Chris Minard, Vladimir Novak, Troy Riddle, Mike Scott, Matt Shasby, Joe Talbot, Matt Underhill, Patrick Wellar and Davis Payne (Coach).

Scores: May 24 at Alaska - Alaska 3, Gwinnett 2; May 25 at Alaska - Alaska 4, Gwinnett 3; May 29 at Gwinnett - Alaska 5, Gwinnett 4; May 31 at Gwinnett - Gwinnett 6, Alaska 1; June 1 at Gwinnett - Alaska 4, Gwinnett 3.

2005 - TRENTON TITANS - B.J. Abel, Andrew Allen, Scott Bertoli, Paul Brown, Bryce Cockburn, Nick Deschenes, Jerramie Domish, Connor Dunlop, Les Haggett, Leon Hayward, Chris Houle, Tim Judy, Rick Kowalsky, Matt Libby, Steve Munn, Chris Pittman, Brent Robinson, Rosario Ruggeri, Michael Schutte, Jeff Smith, Jarrett Thompson, Matt Zultek, Ted Dent (Assistant Coach) and Mike Haviland (Head Coach).

Scores: May 21 at Florida - Trenton 7, Florida 0; May 22 at Florida - Trenton 2, Florida 1; May 27 at Trenton - Florida 5, Trenton 4 (OT); May 28 at Trenton - Florida 6, Trenton 3; May 30 at Trenton - Trenton 5, Florida 2; June 1 at Florida - Trenton 4, Florida 1.

2004 - IDAHO STEELHEADS - Blair Allison, David Bararuk, Jeff Bateman, Mike Betz, Scott Burt, Adam Copeland, David Cornacchia, Regan Darby, Brett Draney, Dan Ellis, Lance Galbraith, Dylan Gyori, Darrell Hay, Ben Keup, Zenon Konopka, Jan Kopecky, Mick Mounsey, Jeremy Mylymok, Derek Paget, Sean Peach, Warren Peters, Mike Sgroi, Chris Slater, Dan Vandermeer, Andrei Vasilyev, Martin Vasut and John Olver (Coach).

Scores: May 14 at Florida - Idaho 5, Florida 1; May 15 at Florida - Idaho 6, Florida 4; May 19 at Idaho - Idaho 1, Florida 0 (OT); May 21 at Idaho - Florida 3, Idaho 2 (OT); May 22 at Idaho - Idaho 5, Florida 2.

2003 - ATLANTIC CITY BOARDWALK BULLIES - J.F. Caudron, Steve Cheredaryk, Kevin Colley, Luke Curtin, Kirk Furey, Jade Galbraith, Jerry Galway, Jim Henkel, Mark Loeding, Shawn Maltby, Scott Matzka, Peter Metcalf, Jake Moreland, Ryan Mougenel, Steve Munn, Mike Nicholishen, Dave Reid, Stefan Rivard, Paul Spadafora, Scott Stirling, Joe Talbot, Ian Walterson, Matthew Yeats, Matt Thomas (Assistant Coach) and Mike Haviland (Head Coach).

Scores: May 7 at Columbia - Atlantic City 1, Columbia 0; May 9 at Columbia - Atlantic City 3, Columbia 0; May 10 at Atlantic City - Columbia 5 Atlantic City 3; May 12 at Atlantic City - Atlantic City 3, Columbia 1; May 14 at Atlantic City - Atlantic City 3, Columbia 1.

2002 - GREENVILLE GRRROWL - David Bell, Zdenek Blatny, Jeff Dessner, Simon Gamache, Tyrone Garner, Jay Langager, Eric Lind, Martin Masa, Colin Pepperall, Jayme Platt, Jonathan Roy, Steve Rymsha, Luke Sellars, Judd Strauss, Ryan Stewart, Simon Tremblay, Roger Trudeau, Eric Van Acker, Sean Venedam, Damon Whitten, Nick Vitucci (Assistant Coach) and John Marks (Head Coach).

Scores: May 3 at Greenville - Greenville 6, Dayton 2; May 5 at Greenville - Greenville 4, Dayton 1; May 8 at Dayton - Greenville 3, Dayton 2 (OT); May 10 at Dayton - Greenville 5, Dayton 2.

2001 - SOUTH CAROLINA STINGRAYS - Jared Bednar, Ryan Brindley, Adam Calder, Marty Clapton, Kirk Daubenspeck, Brad Dexter, Zach Ham, Joel Irving, Trevor Johnson, Jody Lehman, Hugo Marchand, Brett Marietti, Mike Nicholishen, Damian Prescott, Chad Remackel, Greg Schmidt, Dave Seitz, Scott Swanson, Buddy Wallace, Chris Wheaton, Jason Fitzsimmons (Assistant Coach) and Rick Adduono (Head Coach).

Scores: May 18 at Trenton - South Carolina 3, Trenton 2 (OT); May 20 at Trenton - South Carolina 5, Trenton 3; May 22 at South Carolina - Trenton 4, South Carolina 3 (2 OT); May 24 at South Carolina - South Carolina 6, Trenton 5; May 27 at South Carolina - South Carolina 3, Trenton 2.

2000 - **PEORIA RIVERMEN** - Craig Anderson, Trevor Baker, Aaron Boh, J.F. Boutin, Jason Christie, Darren Clark, Jason Deleurme, Duane Derksen, Blaine Fitzpatrick, Matt Golden, Dan Hodge, Jason Lawmaster, Darren Maloney, Tomaz Razingar, Cody Rudkowsky, Joe Rybar, Cam Severson, Matt Smith, Mike Szkodzinski, Didier Tremblay, Trevor Wasyluk and Don Granato (Coach).

Scores: May 19 at Peoria - Louisiana 5, Peoria 3; May 20 at Peoria - Louisiana 4, Peoria 2; May 24 at Louisiana - Peoria 5, Louisiana 4 (2 OT); May 25 at Louisiana - Peoria 4, Louisiana 2; May 28 at Louisiana - Peoria 6, Louisiana 5 (2 OT); May 31 at Peoria - Peoria 4, Louisiana 3 (OT).

1999 - **MISSISSIPPI SEA WOLVES** - Sean Blanchard, Cody Bowtell, Andrew Dale, Brad Essex, Quinn Fair, Kevin Hilton, Kelly Hurd, Karl Infanger, John Kosobud, Mikhail Kravets, D.J. Mando, Troy Mann, Mike Martone, Vashi Nedomansky, Patrick Rochon, Mark Rupnow, Chris Schmidt, Travis Scott, Chuck Thuss, Bob Woods and Bruce Boudreau (Coach).

Scores: May 15 at Mississippi - Richmond 2, Mississippi 0; May 16 at Mississippi - Mississippi 5, Richmond 3; May 19 at Richmond - Richmond 5, Mississippi 3; May 23 at Richmond - Richmond 1, Mississippi 0; May 24 at Mississippi - Mississippi 2, Richmond 0; May 28 at Richmond - Mississippi 7, Richmond 3; May 30 at Mississippi - Mississippi 4, Richmond 3 (2 OT).

1998 - **HAMPTON ROADS ADMIRALS** - Chad Ackerman, Alex Alexeev, Rob Bonneau, Dan Carney, Dan Ceman, Sebastien Charpentier, Marty Clapton, Jeff Corbett, Vadim Epanchintsev, Victor Gervais, Alexander Kharlamov, Dominic Maltais, Drew Palmer, Chris Phelps, Joel Poirier, Jason Saal, Kayle Short, Rod Taylor, Yuri Yeresko, Boris Zelenko and John Brophy (Coach).

Scores: May 8 at Pensacola - Pensacola 7, Hampton Roads 4; May 9 at Pensacola - Hampton Roads 3, Pensacola 1; May 12 at Hampton Roads - Pensacola 1, Hampton Roads 0 (OT); May 13 at Hampton Roads - Hampton Roads 4, Pensacola 2; May 18 at Hampton Roads - Hampton Roads 7, Pensacola 3; May 20 at Pensacola - Hampton Roads 4 at Pensacola 1.

1997 - **SOUTH CAROLINA STINGRAYS** - Andy Adams, Jared Bednar, Rob Butler, Jason Cipolla, Rob Concannon, Mario Cormier, Brad Dexter, Jason Fitzsimmons, Jason Hehr, Chris Hynnes, Kevin Knopp, Taras Lendzyk, Brett Marietti, David Mayes, Steve Parson, Jeff Romfo, Mike Ross, Chris Rowland, Dave Seitz, Marc Tardif, Brendan Yarema and Rick Vaive (Coach).

Scores: May 2 at South Carolina - South Carolina 6, Louisiana 1; May 4 at South Carolina - South Carolina 4, Louisiana 2; May 7 at Louisiana - Louisiana 5, South Carolina 4; May 9 at Louisiana - South Carolina 7, Louisiana 4; May 11 at Louisiana - South Carolina 6, Louisiana 4

PATRICK J. KELLY CUP STANDINGS 1997-2026
(RANKED BY CUP WINS)

Teams	Finals Wins	Yrs.	Series	W	L	Goals For	Goals Against	Winning %
Florida	5	29	64	191	122	1008	851	0.610
Alaska	3	11	30	98	50	475	349	0.662
South Carolina	3	26	54	130	129	859	780	0.502
Colorado	2	7	13	41	31	221	218	0.569
Allen	2	9	19	56	48	329	318	0.538
Cincinnati	2	14	32	94	85	477	477	0.525
Idaho	2	19	38	97	99	542	542	0.495
Trois-Rivières	1	3	6	21	13	103	87	0.618
Newfoundland	1	3	10	35	23	213	165	0.603
Atlantic City	1	4	9	22	16	118	94	0.579
Peoria	1	8	16	38	28	222	192	0.576
Greenville Grrrowl	1	5	12	28	21	172	156	0.571
Mississippi	1	8	16	36	27	197	180	0.571
Norfolk	1	6	13	37	29	208	189	0.561
Fort Wayne	1	11	23	71	59	398	355	0.546
Trenton	1	8	18	41	36	230	219	0.532
Reading	1	17	31	78	82	442	457	0.488
Kansas City	0	6	15	47	31	249	202	0.603
Columbia	0	5	10	24	20	117	112	0.545
Toledo	0	20	45	120	102	682	633	0.541
Louisiana	0	8	20	47	40	319	300	0.540
Manchester	0	4	8	24	21	129	118	0.533
Texas	0	2	4	10	9	57	53	0.526
Richmond	0	4	8	18	17	100	94	0.514
Las Vegas	0	10	29	53	51	307	278	0.510
Stockton	0	8	16	43	42	251	270	0.506
Greensboro Generals	0	1	2	4	4	26	24	0.500
Pensacola	0	7	13	25	25	157	178	0.500
Rapid City	0	2	4	12	12	70	81	0.500
Tahoe	0	2	3	4	8	31	42	0.333
Ontario	0	5	8	22	23	136	130	0.489
Victoria	0	5	9	21	22	127	142	0.488
Wheeling	0	14	27	69	77	390	436	0.473
Adirondack	0	7	12	33	38	178	203	0.465
Atlanta	0	11	19	38	45	240	241	0.458
Pee Dee	0	6	12	24	28	156	171	0.462
Orlando	0	7	11	29	34	154	183	0.460
Bakersfield	0	8	13	33	39	198	220	0.458
Fresno	0	3	5	15	18	89	88	0.455
Dayton	0	8	15	28	34	167	183	0.452
Birmingham	0	3	5	8	10	63	71	0.444
Brampton	0	2	3	8	10	41	43	0.444
Kalamazoo	0	9	14	31	40	208	234	0.437
Long Beach	0	2	3	6	8	44	45	0.429
Iowa	0	1	1	3	4	23	29	0.429
Maine	0	4	5	14	19	86	90	0.424
Greenville Swamp Rabbits	0	9	13	29	40	183	202	0.420
New Orleans	0	5	6	10	14	72	81	0.417
Charlotte	0	10	15	26	37	172	201	0.413
Jacksonville Icemen	0	5	7	15	22	90	105	0.405
Tulsa	0	5	7	17	25	106	129	0.405
Jackson	0	3	5	6	9	36	50	0.400
Roanoke	0	8	11	18	28	107	134	0.391
Chesapeake	0	2	3	4	7	22	26	0.364
Elmira	0	6	10	15	27	125	136	0.357
Augusta	0	6	8	9	17	65	70	0.346
Utah	0	15	23	38	73	313	395	0.342
Johnstown	0	7	11	11	22	83	90	0.333
Worcester	0	1	1	2	4	11	16	0.333
Arkansas	0	2	3	3	6	22	33	0.333
Columbus (Ohio)	0	2	3	4	8	33	38	0.333
Huntington	0	2	2	3	6	22	30	0.333
Bloomington	0	1	1	2	4	16	24	0.333
Mobile	0	5	6	7	16	75	96	0.304
Baton Rouge	0	3	4	3	7	25	38	0.300
Quad City	0	3	3	5	12	34	44	0.294
Wichita	0	3	3	4	11	41	66	0.267
San Francisco	0	1	1	1	4	11	20	0.200
Indy	0	6	6	3	23	51	99	0.115
Lexington	0	1	1	0	3	2	17	0.000
Phoenix	0	1	1	0	4	9	16	0.000
San Diego	0	2	2	0	7	14	28	0.000
Tallahassee	0	1	1	0	3	5	12	0.000
Savannah	0	1	1	0	4	4	14	0.000

JACK RILEY CUP

History: Named in recognition of Jack Riley, the Jack Riley Cup was awarded to the playoff champion of the ECHL from the league's inaugural season in 1988-89 until 1995-96 when it was retired and replaced with the Patrick J. Kelly Cup. Beginning in 1938, Jack Riley did it all in professional hockey as a player, coach, general manager and scout. One of the most respected names in hockey, Riley was President of the American Hockey League from 1964-67 and was then a scout for the Pittsburgh Penguins of the National Hockey League until being named Commissioner of the Southern Hockey League in 1975.

Year	In Finals W-L	Winner	Coach	Finalist	Coach
1996	4-0	Charlotte	John Marks	Jacksonville	Jeff Brubaker
1995	4-1	Richmond	Roy Sommer	Greensboro	Jeff Brubaker
1994	4-1	Toledo	Chris McSorley	Raleigh	Kurt Kleinendorst
1993	4-2	Toledo	Chris McSorley	Wheeling	Doug Sauter
1992	4-0	Hampton Roads	John Brophy	Louisville	Warren Young
1991	4-1	Hampton Roads	John Brophy	Greensboro	Jeff Brubaker
1990	4-1	Greensboro	Jeff Brubaker	Winston-Salem	Chris McSorley
1989	4-3	Carolina	Brendan Watson	Johnstown	Steve Carlson

RILEY CUP STANDINGS 1988-96 (RANKED BY CUP WINS)

Teams	Cup Wins	Yrs.	Series	W	L	Goals For	Goals Against	Winning %
Toledo	2	5	12	33	17	223	172	.660
Hampton Roads	2	7	13	30	21	211	176	.588
Charlotte	1	3	6	14	8	82	66	.636
Richmond	1	6	10	21	15	157	137	.583
Greensboro	1	6	15	36	26	216	215	.581
Wheeling[1]	1	8	14	33	28	234	226	.541
Tallahassee[2]	0	8	9	20	19	124	143	.512
Birmingham[4]	0	4	5	17	13	155	103	.567
South Carolina	0	3	5	10	10	75	79	.500
Johnstown	0	8	9	19	19	148	138	.500
Jacksonville[3]	0	6	11	21	23	173	189	.477
Raleigh	0	5	8	16	18	121	124	.471
Nashville	0	7	8	16	18	23	142	.471
Louisiana	0	1	1	2	3	23	26	.400
Erie	0	8	7	8	17	89	105	.320
Roanoke	0	3	4	4	9	31	46	.308
Dayton	0	5	6	6	15	73	93	.286
Huntington	0	3	1	1	3	12	15	.250
Knoxville	0	8	6	5	17	66	95	.227
Columbus	0	5	4	2	10	46	58	.167
Louisville	0	1	1	0	3	6	12	.000
Mobile	0	1	0	0	0	0	0	.000

1 Includes totals of Carolina Thunderbirds, 1989-90, and Winston-Salem Thunderbirds, 1989-92
2 Includes totals of Virginia Lancers, 1988-90, Roanoke Valley Rebels/Rampage, 1990-93, and Huntsville Blast, 1993-94
3 Includes totals of Louisville IceHawks, 1990-93
4 Includes totals of Cincinnati Cyclones, 1990-92

RILEY CUP WINNERS
ROSTERS AND FINAL SERIES SCORES

1996 - CHARLOTTE CHECKERS - Phil Berger, Francois Bouchard, Jeff Connolly, Kimbi Daniels, Eric Fenton, Eric Flinton, Jason Kelly, Mick Kempffer, Scott Kirton, Dennis Maxwell, Scott Meehan, Darryl Noren, Charles Paquette, Kevin Rappana, Matt Robbins, Kurt Seher, Ken Shepard, Nick Vitucci, Shawn Wheeler, Marty Yewchuk and John Marks (Coach)

Scores: April 27, at Charlotte - Charlotte 6, Jacksonville 3; April 30, at Charlotte - Charlotte 5, Jacksonville 3; May 1, at Jacksonville - Charlotte 8, Jacksonville 2; May 2, at Jacksonville - Charlotte 6, Jacksonville 1.

1995 - RICHMOND RENEGADES - Jan Benda, Lou Body, Mike Burman, Duane Derksen, Scott Gruhl, Shane Henry, Rod Langway, David Littman, Garett MacDonald, Kurt Mallett, Blaine Moore, Jay Murphy, Sean O'Brien, Trevor Senn, Andrew Shier, Shawn Snesar, Mike Taylor, Darren Wetherill and Roy Sommer (Coach)

Scores: April 24, at Richmond - Richmond 6, Greensboro 5; April 25, at Richmond - Richmond 3, Greensboro 1; April 27, at Greensboro - Greensboro 3, Richmond 0; April 29, at Greensboro - Richmond 6, Greensboro 0; May 1, at Richmond - Richmond 3, Greensboro 2.

1994 - TOLEDO STORM - Chris Bergeron, Rick Corriveau, Mark Deazeley, Norm Dezainde, Iain Duncan, Steve Dykstra, Dave Gagnon, John Hendry, Alex Hicks, Rick Judson, Marc Lyons, Mike Markovich, Jay Neal, Darren Perkins, Greg Puhalski, Pat Pylypuik, Andy Suhy, Nick Vitucci and Chris McSorley (Coach)

Scores: April 17, at Toledo - Toledo 4, Raleigh 3 (OT); April 20, at Toledo - Toledo 4, Raleigh 3 (OT); April 22, at Raleigh - Raleigh 3, Toledo 2 (OT); April 23, at Raleigh - Toledo 7, Raleigh 2; April 26, at Raleigh - Toledo 7, Raleigh 6.

1993 - TOLEDO STORM - Wade Bartley, Derek Booth, Scott Campbell, Joe Cook, Rick Corriveau, Mark Deazeley, Iain Duncan, Dave Flanagan, Alain Harvey, Alex Hicks, Jeff Jablonski, Jeff Jestadt, Rick Judson, Scott King, Bruce MacDonald, Barry Potomski, Greg Puhalski, Alex Roberts, Andy Suhy, Dan Wiebe and Chris McSorley (Coach)

Scores: April 9, at Wheeling - Wheeling 5, Toledo 3; April 11, at Wheeling - Wheeling 7, Toledo 3; April 14, at Toledo - Toledo 4, Wheeling 3; April 16, at Toledo - Toledo 7, Wheeling 5; April 17, at Wheeling - Toledo 4, Wheeling 2; April 18, at Toledo - Toledo 7, Wheeling 6 (OT).

1992 - HAMPTON ROADS ADMIRALS - Wade Bartley, Mark Bernard, Victor Gervais, Kurt Kabat, Paul Krepelka, Al MacIsaac, Steve Martell, Dennis McEwen, Harry Mews, Steve Mirabile, Dave Morissette, Billy Nolan, Randy Pearce, Steve Poapst, Shawn Snesar, Rod Taylor, Keith Whitmore and John Brophy (Coach)

Scores: April 10, at Hampton Roads - Hampton Roads 4, Louisville 3 (OT); April 11, at Hampton Roads - Hampton Roads 5, Louisville 2; April 15, at Louisville - Hampton Roads 4, Louisville 0; April 17, at Louisville - Hampton Roads 8, Louisville 3.

1991 - HAMPTON ROADS ADMIRALS - Mark Bernard, Pat Bingham, Rick Boyd, John East, Dave Flanagan, Dave Gagnon, Kent Hawley, Murray Hood, Kurt Kabat, Darcy Kaminski, Glen Kehrer, Olaf Kolzig, Dennis McEwen, Harry Mews, Dean Morton, Al Murphy, Billy Nolan, Jody Praznik and John Brophy (Coach)

Scores: April 3, at Hampton Roads - Greensboro 4, Hampton Roads 2; April 5, at Hampton Roads - Hampton Roads 4, Greensboro 2; April 7, at Greensboro - Hampton Roads 7, Greensboro 4; April 9, at Greensboro - Hampton Roads 2, Greensboro 1 (3 OT); April 11, at Hampton Roads - Hampton Roads 6, Greensboro 3.

1990 - GREENSBORO MONARCHS - Phil Berger, John Blessman, Daniel Bock, Doug Brown, Mike Butters, Wade Flaherty, Chris Laganas, Doug Lawrence, Bruce Major, Mike McCormick, Steve McKinley, Chris Robertson, John Sullivan, Boyd Sutton, Chad Thompson, Nick Vitucci, Scott White and Jeff Brubaker (Coach)

Scores: March 30, at Winston-Salem - Greensboro 5, Winston-Salem 3; March 31, at Winston-Salem - Winston-Salem 6, Greensboro 3; April 1, at Greensboro - Greensboro 5, Winston-Salem 1; April 4, at Greensboro - Greensboro 4, Winston-Salem 3 (2 OT); April 6, at Winston-Salem - Greensboro 4, Winston-Salem 1.

1989 - CAROLINA THUNDERBIRDS - Scott Allen, John Devereaux, Jay Fraser, Jeff Greene, Bill Huard, Randy Irving, Michel Lanouette, Rick McCarthy, Blair McReynolds, Steve Plaskon, Scott Rettew, E.J. Sauer, John Torchetti, Nick Vitucci, Bob Wensley, Gary Willett and Brendan Watson (Coach)

Scores: April 1, at Johnstown - Johnstown 8, Carolina 1; April 2, at Johnstown - Johnstown 6, Carolina 1; April 5, at Carolina - Carolina 7, Johnstown 4; April 8, at Carolina - Carolina 5, Johnstown 3; April 9, at Carolina, Carolina 7, Johnstown 1; April 10, at Carolina - Johnstown 7, Carolina 4; April 12, at Johnstown - Carolina 7, Johnstown 4.

ALL-TIME ECHL CHAMPIONSHIP STANDINGS

(Ranked By Cup Wins)

TEAMS	CUP WINS	YEARS	SERIES	WINS	LOSSES	GF	GA	PCT
Florida	5	26	64	191	122	1008	851	0.610
Alaska	3	11	30	98	50	475	349	0.662
Norfolk	3	13	26	67	50	419	365	0.573
South Carolina	3	29	59	140	139	873	859	0.502
Colorado	2	7	13	41	31	221	218	0.569
Toledo	2	25	57	154	119	878	805	0.564
Allen	2	9	19	56	48	329	318	0.538
Cincinnati	2	14	32	94	85	477	477	0.525
Idaho	2	19	38	97	99	542	542	0.495
Trois-Rivières	1	3	6	21	13	103	87	0.618
Newfoundland	1	3	10	35	23	213	165	0.603
Greensboro Monarchs	1	6	15	36	26	216	215	0.581
Atlantic City	1	4	9	22	16	118	94	0.579
Winston-Salem	1	3	5	15	11	111	99	0.577
Peoria	1	8	16	38	28	222	192	0.576
Mississippi	1	8	16	36	27	197	180	0.571
Greenville Grrrowl	1	5	13	28	21	172	156	0.571
Richmond	1	9	18	39	32	257	231	0.549
Fort Wayne	1	11	23	71	59	398	355	0.546
Trenton	1	8	18	41	36	232	219	0.532
Reading	1	17	31	78	82	440	457	0.488
Charlotte	1	13	21	40	45	254	267	0.471
Kansas City	0	6	15	47	31	249	202	0.603
Columbia	0	5	10	24	20	117	112	0.545
Cincinnati (1990-92)	0	2	4	7	6	65	43	0.538
Tallahassee	0	3	7	15	13	79	88	0.536
Manchester	0	4	8	24	21	129	118	0.533
Louisiana	0	9	21	49	43	342	326	0.533
Texas	0	2	4	10	9	57	53	0.526
Birmingham	0	5	10	18	17	153	131	0.514
Las Vegas	0	10	20	53	51	307	278	0.510
Stockton	0	8	16	43	42	251	270	0.506
Pensacola	0	7	13	25	25	157	178	0.500
Rapid City	0	2	4	12	12	70	81	0.500
Greensboro Generals	0	1	2	4	4	26	24	0.500
Ontario	0	5	8	22	23	136	130	0.489
Victoria	0	5	9	21	22	127	142	0.488
Wheeling	0	18	36	87	93	513	563	0.483
Nashville	0	5	8	16	18	123	142	0.471
Raleigh	0	4	8	16	18	121	124	0.471
Adirondack	0	7	12	33	38	178	203	0.465
Bakersfield	0	8	13	33	38	198	220	0.465
Pee Dee	0	6	12	24	28	156	171	0.462
Louisville IceHawks	0	3	7	12	14	96	110	0.462
Atlanta	0	11	19	38	45	240	241	0.458
Fresno	0	3	5	15	18	89	88	0.455
Jacksonville Lizard Kings	0	2	5	9	11	83	89	0.450
Orlando	0	7	11	27	34	154	183	0.443
Brampton	0	2	3	8	10	41	43	0.444
Kalamazoo	0	9	14	31	40	208	234	0.437
Long Beach	0	2	3	6	8	44	45	0.429
Iowa	0	1	1	3	4	23	29	0.429
Roanoke Valley	0	1	1	3	4	18	28	0.429
Maine	0	4	5	14	19	86	90	0.424
Greenville Swamp Rabbits	0	9	13	29	40	183	202	0.420
New Orleans	0	5	6	10	14	72	81	0.417
Johnstown	0	13	21	30	43	235	255	0.411
Dayton	0	13	21	34	49	240	276	0.410
Jacksonville Icemen	0	5	7	15	22	90	105	0.405
Tulsa	0	5	7	17	25	106	139	0.405
Jackson	0	3	5	6	9	36	50	0.400
Roanoke	0	8	11	18	28	107	134	0.391
Chesapeake	0	2	3	4	7	22	26	0.364
Elmira	0	6	10	15	27	125	136	0.357
Augusta	0	6	8	9	17	66	70	0.346
Utah	0	15	23	38	73	313	365	0.342

TEAMS	CUP WINS	YEARS	SERIES	WINS	LOSSES	GF	GA	PCT
Huntsville	0	1	1	1	2	18	28	0.333
Worcester	0	1	1	2	4	11	16	0.333
Arkansas	0	2	3	3	6	22	33	0.333
Bloomington	0	1	1	2	4	16	24	0.333
Tahoe	0	2	3	4	8	31	42	0.333
Erie	0	5	7	8	17	111	83	0.320
Huntington	0	3	3	4	9	37	42	0.308
Mobile	0	5	6	7	16	75	96	0.304
Baton Rouge	0	3	4	3	7	25	38	0.300
Quad City	0	3	3	5	12	34	45	0.294
Wichita	0	3	3	4	11	41	56	0.267
Columbus (Ohio)	0	5	7	6	18	74	101	0.250
Knoxville	0	5	6	5	18	66	95	0.217
San Francisco	0	1	1	1	4	11	20	0.200
Indy	0	6	6	3	23	51	89	0.115
San Diego	0	2	2	0	7	14	28	0.000
Phoenix	0	1	1	0	4	9	16	0.000
Lousiville RiverFrogs	0	1	1	0	3	6	12	0.000
Lexington	0	1	1	0	3	2	17	0.000
Savannah	0	1	1	0	4	4	14	0.000

HENRY BRABHAM CUP

Beginning with the inaugural season in 1988-89, the Henry Brabham Cup is awarded annually to the regular-season point champion of the ECHL.

History: Named in recognition of Henry Brabham, a founding member of the ECHL, who was the first owner of the Erie Panthers. A former mayor and businessman who was a major force in professional hockey in Virginia for more than 15 years, Brabham worked tirelessly to establish the fledgling league. The ECHL is proud to recognize his hard work and dedication by naming its regular-season champion award in his honor.

YEAR	WINNER	COACH	RECORD	POINTS
2025-26	Kansas City	Tad O'Had	55-12-5	115
2024-25	South Carolina	Jared Nightingale	52-15-5	109
2023-24	Kansas City	Tad O'Had	54-12-6	114
2022-23	Idaho	Everett Sheen	58-11-3	119
2021-22	Toledo	Dan Watson	49-19-4	102
2020-21	Florida	Brad Ralph	42-19-8	92
2019-20	Trophy not awarded due to COVID-19			
2018-19	Cincinnati	Matt Thomas	51-13-8	110
2017-18	Florida	Brad Ralph	53-13-6	112
2016-17	Toledo	Dan Watson	51-17-4	106
2015-16	Missouri	Richard Matvichuk	52-15-5	109
2014-15	Toledo	Derek Lalonde	50-15-7	107
2013-14	Alaska	Rob Murray	45-19-7	97
2012-13	Alaska	Rob Murray	49-15-8	106
2011-12	Alaska	Rob Murray	43-18-11	97
2010-11	Alaska	Brent Thompson	47-22-3	97
2009-10	Idaho	Derek Laxdal	48-17-7	103
2008-09	Florida	Malcolm Cameron	49-17-5	103
2007-08	Cincinnati	Chuck Weber	55-12-5	115
2006-07	Las Vegas	Glen Gulutzan	46-12-14	106
2005-06	Alaska	Davis Payne	53-12-7	113
2004-05	Pensacola	Dave Farrish	51-16-5	107
2003-04	San Diego	Steve Martinson	49-13-10	108
2002-03	Toledo	Claude Noel	47-15-10	104
2001-02	Louisiana	Dave Farrish	56-12-4	116
2000-01	Trenton	Troy Ward	50-18-4	104
1999-00	Florida	Bob Ferguson	53-15-2	108
1998-99	Pee Dee	Jack Capuano	51-15-4	106
1997-98	Louisiana	Doug Shedden	43-17-10	96
1996-97	South Carolina	Rick Vaive	45-15-10	100
1995-96	Richmond	Roy Sommer	46-11-13	105
1994-95	Wheeling	Doug Sauter	46-17-5	97
1993-94	Knoxville	Barry Smith	44-18-6	94
1992-93	Wheeling	Doug Sauter	40-16-8	88
1991-92	Toledo	Chris McSorley	46-15-3	95
1990-91	Knoxville	Don Jackson	46-13-5	97
1989-90	Winston-Salem	Chris McSorley	38-16-6	82
1988-89	Erie	Ron Hansis	37-20-3	77

E.A. "BUD" GINGHER MEMORIAL TROPHY

The club that advances to the Kelly Cup Finals as the winner of the Eastern Conference Championship is presented with the E.A. "Bud" Gingher Memorial Trophy.

History: Named in recognition of E.A. "Bud" Gingher, who was Chairman of the ECHL Board of Governors from 1992-95. Gingher, who passed away in 2002, co-founded the Dayton Bombers in 1991 and owned the team for seven seasons, serving as President and Governor until selling the team in 1998. Beginning in 1997-98, the trophy was awarded to the playoff champion of the Northern Conference in the ECHL. .

2025-26	Florida Everblades
2024-25	Trois-Rivières Lions
2023-24	Florida Everblades
2022-23	Florida Everblades
2021-22	Florida Everblades
2020-21	South Carolina Stingrays
2019-20	Playoffs canceled due to COVID-19
2018-19	Newfoundland Growlers
2017-18	Florida Everblades
2016-17	South Carolina Stingrays
2015-16	Wheeling Nailers
2014-15	South Carolina Stingrays
2013-14	Cincinnati Cyclones
2012-13	Reading Royals
2011-12	Florida Everblades
2010-11	Kalamazoo Wings
2009-10	Cincinnati Cyclones
2008-09	South Carolina Stingrays
2007-08	Cincinnati Cyclones
2006-07	Dayton Bombers
2005-06	Gwinnett Gladiators
2004-05	Florida Everblades
2003-04	Florida Everblades
2002-03	Atlantic City Boardwalk Bullies
2001-02	Dayton Bombers
2000-01	Trenton Titans
1999-00	Peoria Rivermen
1998-99	Richmond Renegades
1997-98	Hampton Roads Admirals

BRUCE TAYLOR TROPHY

The club that advances to the Kelly Cup Finals as the winner of the Western Conference Championship is presented with the Bruce Taylor Trophy.

The trophy is named in recognition of Bruce Taylor, who was the founding father of the West Coast Hockey League. In the early 1990s, Taylor purchased teams in Fresno, Reno and Bakersfield and in 1995 joined them with teams in Anchorage, Fairbanks and San Diego to form the West Coast Hockey League. The Taylor Cup was presented to the playoff champion in the WCHL from the league's inaugural season in 1995-96 until the league ceased operations following the 2002-03 season. Taylor's ownership in hockey began in 1983 with the purchase of the Burnaby Bluehawks of the British Columbia Junior Hockey League and continued with the purchase of the Richmond Sockeyes in the BCJHL and the New Westminster Royals in the BCJHL.

History: Beginning in 1997-98, the trophy was awarded to the playoff champion of the Southern Conference in the ECHL. With the restructuring of the league divisional alignment beginning in 2003-04, the trophy was designated for the playoff champion of the Western Conference and in 2004-05, the winner of the National Conference.

2025-26	Kansas City Mavericks
2024-25	Toledo Walleye
2023-24	Kansas City Mavericks
2022-23	Idaho Steelheads
2021-22	Toledo Walleye
2020-21	Fort Wayne Komets
2019-20	Playoffs canceled due to COVID-19
2018-19	Toledo Walleye
2017-18	Colorado Eagles
2016-17	Colorado Eagles
2015-16	Allen Americans
2014-15	Allen Americans
2013-14	Alaska Aces
2012-13	Stockton Thunder
2011-12	Las Vegas Wranglers
2010-11	Alaska Aces
2009-10	Idaho Steelheads
2008-09	Alaska Aces
2007-08	Las Vegas Wranglers
2006-07	Idaho Steelheads
2005-06	Alaska Aces
2004-05	Trenton Titans
2003-04	Idaho Steelheads
2002-03	Columbia Inferno
2001-02	Greenville Grrrowl
2000-01	South Carolina Stingrays
1999-00	Louisiana IceGators
1998-99	Mississippi Sea Wolves
1997-98	Pensacola Ice Pilots

JUNE M. KELLY PLAYOFFS MOST VALUABLE PLAYER

An annual award presented "to the most valuable player for his team in the playoffs." Winner selected by the media and ECHL staff at the conclusion of the final game in the Kelly Cup Finals.

The trophy is named in honor of June M. Kelly, the wife of ECHL Commissioner Emeritus Patrick J. Kelly, whom the Kelly Cup is named after. Mrs. Kelly was an integral part of the ECHL behind the scenes during her husband's tenure as Commissioner from the League's inaugural season in 1988-89 through his retirement following the 1995-96 season.

During the early years of the ECHL, the Kelly tandem were the only employees of the League Office. As the administration and financial overseer of the League, June served as the backbone of the office, allowing her husband, Pat, to travel and build the League during its infancy.

2026	Cam Johnson, Florida
2025	Luke Cavallin, Trois-Rivières
2024	Oliver Chau, Florida
2023	Cam Johnson, Florida
2022	Cam Johnson, Florida
2021	Stephen Harper, Fort Wayne
2020	Playoffs canceled due to COVID-19
2019	Zach O'Brien, Newfoundland
2018	Michael Joly, Colorado
2017	Matt Register, Colorado
2016	Chad Costello, Allen
2015	Greger Hanson, Allen
2014	Rob Madore, Cincinnati
2013	Riley Gill, Reading
2012	John Muse, Florida
2011	Scott Howes, Alaska
2010	Jeremy Smith and Robert Mayer, Cincinnati
2009	James Reimer, South Carolina
2008	Cedrick Desjardins, Cincinnati
2007	Steve Silverthorn, Idaho
2006	Mike Scott, Alaska
2005	Leon Hayward, Trenton
2004	Dan Ellis, Idaho
2003	Kevin Colley, Atlantic City
2002	Simon Gamache and Tyrone Garner, Greenville
2001	Dave Seitz, South Carolina
2000	J.F Boutin and Jason Christie, Peoria
1999	Travis Scott, Mississippi
1998	Sebastien Charpentier, Hampton Roads
1997	Jason Fitzsimmons, South Carolina
1996	Nick Vitucci, Charlotte
1995	Blaine Moore, Richmond
1994	Dave Gagnon, Toledo
1993	Rick Judson, Toledo
1992	Mark Bernard, Hampton Roads
1991	Dave Flanagan and Dave Gagnon, Hampton Roads
1990	Wade Flaherty, Greensboro
1989	Nick Vitucci, Carolina

TEAM POSTSEASON RECORDS

Adirondack Thunder totals include Cincinnati Cyclones, 1990-92; Birmingham Bulls, 1992-2001; A.C. Boardwalk Bullies, 2001-05; Stockton Thunder, 2005-15
Greenville Swamp Rabbits totals include Johnstown Chiefs, 1989, 1991-95, 2000-02, 2004, 2006-08
Maine Mariners totals include Alaksa Aces, 2003-17
Reading Royals totals include Columbus Chill, 1991-99
Toledo Walleye totals include Toledo Storm, 1992-00, 2001, 2003, 2005-07, 2010
Utah Grizzlies totals include Virginia Lancers, 1989-90; Roanoke Valley Rebels/Rampage, 1991-92; Tallahassee Tiger Sharks, 1994-01; Lexington Men O' War, 2003.
Wheeling Nailers totals include Carolina Thunderbirds, 1988-89; Winston-Salem Thunderbirds, 1989-92

POSTSEASON APPEARANCES

MOST KELLY CUP/RILEY CUP CHAMPIONSHIPS

5 - Florida Everblades (2012, 2022, 2023, 2024, 2026)
3 - Alaska Aces (2006, 2011, 2014)
- South Carolina Stingrays (1997, 2001, 2009)
- Hampton Roads Admirals (1991, 1992, 1998)
2 - Colorado Eagles (2017, 2018)
- Allen Americans (2015, 2016)
- Cincinnati Cyclones (2008, 2010)
- Idaho Steelheads (2004, 2007)
- Toledo Storm (1993, 1994)

MOST FINAL SERIES APPEARANCES

8 - Florida Everblades (2004, 2005, 2012, 2018, 2022, 2023, 2024, 2026)
6 - South Carolina Stingrays (1997, 2001, 2009, 2015, 2017, 2021)
5 - Toledo Storm/Walleye (1993, 1994, 2019, 2022, 2025)
4 - Wheeling Nailers (1989, 1990, 1993, 2016)
- Alaska Aces (2006, 2009, 2011, 2014)
3 - Cincinnati Cyclones (2008, 2010, 2014)
- Greensboro Monarchs (1990, 1991, 1995)
- Hampton Roads Admirals (1991, 1992, 1998)
- Idaho Steelheads (2004, 2007, 2010) -
2 - Kansas City Mavericks (2024, 2026)
- Allen Americans (2015, 2016)
- Las Vegas Wranglers (2008, 2012)
- Dayton Bombers (2002, 2007)
- Trenton Titans (2001, 2005)
- Jacksonville Lizard Kings (1992, 1996)
- Louisiana IceGators (1997, 2000)
- Richmond Renegades (1995, 1999)

MOST YEARS IN PLAYOFFS

29 - South Carolina Stingrays
26 - Adirondack Thunder
- Florida Everblades
25 - Toledo Walleye
22 - Greenville Swamp Rabbits

MOST CONSECUTIVE YEARS QUALIFYING FOR PLAYOFFS

16 - Idaho Steelheads (2004-19)
15 - Florida Everblades (1999-2013)
13 - South Carolina Stingrays (2008-19, 2021) * Playoffs not held in 2020 due to COVID-19
- South Carolina Stingrays (1994-2006)
11 - Florida Everblades (2015-19, 2021-26) * Playoffs not held in 2020 due to COVID-19
- Alaska Aces (2004-14)
- Roanoke Express (1994-2004)
- Dayton Bombers (1992-2002)
- Hampton Roads Admirals (1990-2000)

GAMES PLAYED

MOST PLAYOFF GAMES

313 - Florida Everblades
279 - South Carolina Stingrays
273 - Toledo Walleye
241 - Adirondack Thunder
206 - Wheeling Nailers

TEAM WINS

MOST PLAYOFF WINS
191 - Florida Everblades
154 - Toledo Walleye
140 - South Carolina Stingrays
123 - Adirondack Thunder
112 - Maine Mariners

HIGHEST PLAYOFF WINNING PERCENTAGE
.619 - Maine Mariners (112-69)
.618 - Trois-Rivières Lions (21-13)
.610 - Florida Everblades (191-122)
.603 - Newfoundland Growlers (35-23)
- Kansas City Mavericks (47-31)

MOST HOME PLAYOFF WINS
98 - Florida Everblades
94 - Toledo Walleye
80 - South Carolina Stingrays
69 - Adirondack Thunder
58 - Wheeling Nailers

HIGHEST HOME PLAYOFF WINNING PERCENTAGE
.759 - Greensboro Monarchs (22-7)
.714 - Columbia Inferno (15-6)
.694 - Richmond Renegades (25-11)
.676 - Mississippi SeaWolves (23-11)
.667 - Greenville Grrrowl (16-8)
- Iowa Hearlanders (2-1)
- Bloomington Bison (2-1)

MOST ROAD PLAYOFF WINS
93 - Florida Everblades
60 - South Carolina Stingrays
- Toledo Walleye
55 - Maine Mariners
54 - Adirondack Thunder

HIGHEST ROAD PLAYOFF WINNING PERCENTAGE
.750 - Greensboro Generals (3-1)
.604 - Florida Everblades (93-61)
.595 - Colorado Eagles (22-15)
.591 - Maine Mariners (55-38)
.588 - Trois-Rivières Lions (10-7)

DOWN 3-1 IN KELLY CUP PLAYOFFS
- Florida vs. Jacksonville - 2024 South Division Semifinals
Florida won Game 5 (3-1 at home), Game 6 (4-1 at Jacksonville) and Game 7 (4-0 at Jacksonville)
- Newfoundland vs. Reading - 2022 North Division Finals
Newfoundland won Game 5 (5-1 at home), Game 6 (4-2 at Reading) and Game 7 (4-2 at Reading)
- Idaho vs. Allen - 2018 Mountain Division Semifinals (Idaho trailed 0-3)
Idaho won Game 4 (2-1 at Allen), Game 5 (2-1 at Allen), Game 6 (6-3 at home) and Game 7 (4-1 at home)
- Florida vs. Orlando - 2017 South Division Semifinals
Florida won Game 5 (5-1 at Orlando), Game 6 (6-4 at home) and Game 7 (7-4 at home)
- Allen vs. Ontario - 2015 Western Conference Finals
Allen won Game 5 (6-2 at Ontario), Game 6 (2-1 at home) and Game 7 (3-1 at home)
- Cincinnati vs. Reading - 2010 American Conference Finals (Cincinnati trailed 0-3)
Cincinnati won Game 4 (6-4 at Reading), Game 5 (5-0 at Reading), Game 6 (6-3 at home) and Game 7 (1-0 at home)
- Dayton vs. Cincinnati - 2007 North Division Finals
Dayton won Game 5 (6-2 at Cincinnati), Game 6 (3-0 at home) and Game 7 (5-3 at home)
- Las Vegas vs. Idaho - 2006 West Division Semifinals
Las Vegas won Game 5 (5-2 at Idaho), Game 6 (6-0 at home) and Game 7 (6-2 at home)
- Mississippi vs. Richmond - 1999 Kelly Cup Finals
Mississippi won Game 5 (2-0 at home), Game 6 (7-3 at Richmond) and Game 7 (4-3 in dou ble overtime at home)

TEAM LOSSES

MOST PLAYOFF LOSSES
139 - South Carolina Stingrays
122 - Florida Everblades
119 - Adirondack Thunder
118 - Toledo Walleye
104 - Wheeling Nailers

LOWEST PLAYOFF WINNING PERCENTAGE
.000 - San Diego Gulls (0-7)
- Phoenix RoadRunners (0-4)
- Savannah Ghost Pirates (0-4)

.115 - Indy Fuel (3-23)
.200 - San Francisco Bulls (1-4)

MOST HOME PLAYOFF LOSSES
65 - South Carolina Stingrays
61 - Florida Everblades
57 - Idaho Steelheads
- Adirondack Thunder

50 - Toledo Walleye

LOWEST HOME PLAYOFF WINNING PERCENTAGE
.000 - San Diego Gulls (0-4)
- Phoenix RoadRunners (0-2)
- San Francisco Bulls (0-3)
- Savannah Ghost Pirates (0-2)

.143 - Wichita Thunder (1-6)

MOST ROAD PLAYOFF LOSSES
74 - South Carolina Stingrays
70 - Toledo Walleye
61 - Adirondack Thunder
- Florida Everblades

58 - Wheeling Nailers

LOWEST ROAD PLAYOFF WINNING PERCENTAGE
.000 - San Diego Gulls (0-3)
- Phoenix RoadRunners (0-2)
- Bloomington Bison (0-3)
- Savannah Ghost Pirates (0-2)

.067 - Indy Fuel (1-14)

FEWEST LOSSES

FEWEST PLAYOFF LOSSES, ONE PLAYOFF YEAR
1 - Alaska Aces, 2011
2 - Toledo Storm, 1994
- Hampton Roads Admirals, 1992
- Greensboro Monarchs, 1990

PLAYOFF WINNING STREAKS

LONGEST PLAYOFF WINNING STREAK
11 - Colorado Eagles, 2017 (8 games) and 2018 (3 games)
- Richmond Renegades, 1999

10 - Alaska Aces, 2011
9 - Kansas City Mavericks, 2026
- Columbia Inferno, 2003
- Toledo Storm, 1994

8 - eight times, most recent:
Toledo Walleye, 2024

PLAYOFF LOSING STREAKS

LONGEST PLAYOFF LOSING STREAK
12 - Utah Grizzlies, 2011 (4 games), 2012 (3 games), 2013 (4 games), 2014 (1 game)
11 - Atlanta Gladiators, 2013 (2 games), 2018 (4 games), 2022 (4 games), 2026 (1 game)
9 - Quad City Mallards, 2015 (2 games), 2016 (4 games), 2017 (3 games)
- South Carolina Stingrays, 2012 (1 game), 2013 (4 games), 2014 (4 games)
8 - five times, most recent:
Indy Fuel, 2024 (4 games) and 2025 (4 games)

MOST GOALS IN A SERIES, ONE TEAM

MOST GOALS, ONE TEAM, TWO-GAME SERIES
15 - Cincinnati Cyclones vs. Johnstown, 1992
12 - Raleigh IceCaps vs. Roanoke, 1994
- Hampton Roads Admirals vs. Richmond, 1992
11 - South Carolina Stingrays vs. Baton Rouge, 2000
- Trenton Titans vs. Johnstown, 2007

MOST GOALS, ONE TEAM, THREE-GAME SERIES
25 - Richmond Renegades vs. Columbus (Ohio), 1995
23 - Peoria Rivermen vs. Wheeling, 1997
22 - Richmond Renegades vs. Hampton Roads, 1996

MOST GOALS, ONE TEAM, FOUR-GAME SERIES
28 - Johnstown Chiefs vs. Knoxville, 1989
25 - Charlotte Checkers vs. Jacksonville, 1996
23 - Toledo Storm vs. Erie, 1993
- Stockton Thunder vs. Alaska, 2010
- Kalamazoo Wings vs. Reading, 2011

MOST GOALS, ONE TEAM, FIVE-GAME SERIES
28 - Idaho Steelheads vs. Allen, 2023
27 - Las Vegas Wranglers vs. Alaska, 2008
- South Carolina Stingrays vs. Louisiana, 1997
26 - four times, most recent:
Newfoundland Growlers vs. Adirondack, 2023

MOST GOALS, ONE TEAM, SIX-GAME SERIES
32 - Toledo Storm vs. Nashville, 1993
30 - Pensacola Ice Pilots vs. Louisiana, 1998
28 - Alaska Aces vs. Victoria, 2007
- Toledo Storm vs. Wheeling, 1993
- Wheeling Thunderbirds vs. Toledo, 1993

MOST GOALS, ONE TEAM, SEVEN-GAME SERIES
33 - Johnstown Chiefs vs. Carolina, 1989
32 - Carolina Thunderbirds vs. Johnstown, 1989
31 - Newfoundland Growlers vs. Trois-Rivières, 2022

FEWEST GOALS IN A SERIES, ONE TEAM

FEWEST GOALS, ONE TEAM, TWO-GAME SERIES
1 - Dayton Bombers vs. Johnstown, 2008
2 - Augusta Lynx vs. Baton Rouge, 1999
- Johnstown Chiefs vs. Cincinnati, 1992
3 - Augusta Lynx vs. Charlotte, 2007
- Nashville Knights vs. Wheeling, 1994

FEWEST GOALS, ONE TEAM, THREE-GAME SERIES
2 - Charlotte Checkers vs. Gwinnett, 2008
- Arkansas RiverBlades vs. Louisiana, 2003
- Lexington Men O' War vs. Toledo, 2003
- Cincinnati Cyclones vs. Dayton, 2002
- Richmond Renegades vs. Trenton, 2000

3 - four times, most recent:
Trenton Titans vs. Dayton, 2007

FEWEST GOALS, ONE TEAM, FOUR-GAME SERIES
2 - Idaho Steelheads vs. Alaska, 2011
3 - five times, most recent:
Jacksonville Icemen vs. Florida, 2022
4 - seven times, most recent:
Savannah Ghost Pirates vs. Florida, 2026

FEWEST GOALS, ONE TEAM, FIVE-GAME SERIES
4 - Reading Royals vs. Wheeling, 2026
- Greenville Road Warriors vs. Reading, 2013

5 - Peoria Rivermen vs. Johnstown, 2002
7 - eight times, most recent:
Wheeling Nailers vs. Norfolk, 2025

FEWEST GOALS, ONE TEAM, SIX-GAME SERIES
6 - Florida Everblaes vs. Newfoundland, 2019
8 - Las Vegas Wranglers vs. Cincinnati, 2008
9 - Norfolk Admirals vs. Trois-Rivières, 2025
- Reading Royals vs. Brampton, 2017

10 - four times, most recent:
Florida Everblades vs. Trois-Rivières, 2025
11 - seven times, most recent:
Tulsa Oilers vs. Kansas City, 2025

FEWEST GOALS, ONE TEAM, SEVEN-GAME SERIES
11 - Maine Mariners vs. Adirondack, 2024
12 - Cincinnati Cyclones vs. Fort Wayne, 2023
13 - Rapid City Rush vs. Quad City, 2015
14 - Cincinnati Cyclones vs. Fort Wayne, 2016
- Adirondack Thunder vs. South Carolina, 2016

15 - three times, most recent:
- Fort Wayne Komets vs. Toledo, 2015
- Quad City Mallards vs. Rapid City, 2015

MOST GOALS IN A SERIES, BOTH TEAMS

MOST GOALS, BOTH TEAMS, TWO-GAME SERIES
18 - Johnstown Chiefs vs. Trenton, 2007
17 - Baton Rouge Kingfish vs. South Carolina, 2000
- Cincinnati Cyclones vs. Johnstown, 1992

16 - New Orleans Brass vs. Jacksonville, 1999
- Raleigh IceCaps vs. Roanoke, 1994
- Hampton Roads Admirals vs. Richmond, 1992

MOST GOALS, BOTH TEAMS, THREE-GAME SERIES
38 - Columbus Chill vs. Richmond, 1995
35 - Peoria Rivermen vs. Wheeling, 1997
34 - Hampton Roads Admirals vs. Richmond, 1996

MOST GOALS, BOTH TEAMS, FOUR-GAME SERIES
40 - Jacksonville Lizard Kings vs. Richmond Renegades, 1996
39 - Florida Everblades vs. Gwinnett Gladiators, 2006
- Erie Panthers vs. Toledo Storm, 1993
- Cincinnati Cyclones vs. Louisville IceHawks, 1992

38 - Kalamazoo Wings vs. Reading Royals, 2011
- Stockton Thunder vs. Alaska Aces, 2010

37 - Birmingham Bulls vs. Raleigh IceCaps, 1994

MOST GOALS, BOTH TEAMS, FIVE-GAME SERIES
48 - Hampton Roads Admirals vs. South Carolina Stingrays, 1997
- Greensboro Monarchs vs. Nashville Knights, 1995
47 - Birmingham Bulls vs. Louisiana IceGators, 1997
- Jacksonville Lizard Kings vs. Louisiana IceGators, 1996
46 - Erie Panthers vs. Hampton Roads Admirals, 1990

MOST GOALS, BOTH TEAMS, SIX-GAME SERIES
56 - Toledo Storm vs. Wheeling Thunderbirds, 1993
51 - Nashville Knights vs. Toledo Storm, 1993
50 - Louisiana IceGators vs. Pensacola Ice Pilots, 1998

MOST GOALS, BOTH TEAMS, SEVEN-GAME SERIES
65 - Carolina Thunderbirds vs. Johnstown Chiefs, 1989
55 - Stockton Thunder vs. Ontario Reign, 2009
54 - Newfoundland Growlers vs. Trois-Rivières Lions, 2022

FEWEST GOALS IN A SERIES, BOTH TEAMS

FEWEST GOALS, BOTH TEAMS, TWO-GAME SERIES
8 - Charlotte Checkers vs. Augusta Lynx, 2007
- Greenville Grrrowl vs. Augusta Lynx, 2006
- Baton Rouge Kingfish vs. Augusta Lynx, 1999
9 - Johnstown Chiefs vs. Dayton Bombers, 2008

FEWEST GOALS, BOTH TEAMS, THREE-GAME SERIES
9 - Arkansas RiverBlades vs. Louisiana IceGators, 2003
- Cincinnati Cyclones vs. Dayton Bombers, 2002
11 - Trenton Titans vs. Dayton Bombers, 2007
- Richmond Renegades vs. Trenton Titans, 2000
12 - Gwinnett Gladiators vs. Charlotte Checkers, 2008

FEWEST GOALS, BOTH TEAMS, FOUR-GAME SERIES
9 - Chesapeake Icebreakers vs. Roanoke Express, 1999
11 - Orlando Solar Bears vs. South Carolina Stingrays, 2018
- Reading Royals vs. Toledo Storm, 2005
13 - Florida Everblades vs. Jaksonville Icemen, 2022
- Alaska Aces vs. Idaho Steelheads, 2011
15 - Colorado Eagles vs. Idaho Steelheads, 2018
- Wheeling Nailers vs. South Carolina Stingrays, 2014
- Cincinnati Cyclones vs. Toledo Storm, 2003

FEWEST GOALS, BOTH TEAMS, FIVE-GAME SERIES
18 - Wheeling Nailers vs. Reading Royals, 2026
19 - Johnstown Chiefs vs. Peoria Rivermen, 2002
- Reading Royals vs. Greenville Road Warriors, 2013
20 - Florida Everblades vs. Orlando Solar Bears, 2019
- Las Vegas Wranglers vs. Alaska Aces, 2012
- Columbia Inferno vs. Atlantic City Boardwalk Bullies, 2003
21 - Bakersfield Condors vs. Utah Grizzlies, 2014
- Idaho Steelheads vs. Cincinnati Cyclones, 2010

FEWEST GOALS, BOTH TEAMS, SIX-GAME SERIES
21 - Brampton Beast vs. Reading Royals, 2017
23 - Tulsa Oilers vs. Idaho Steelheads, 2019
- Las Vegas Wranglers vs. Cincinnati Cyclones, 2008
24 - Trois-Rivières Lions vs. Florida Everblades, 2025
- Trois-Rivières Lions vs. Norfolk Admirals, 2025
- Allen Americans vs. Kansas City Mavericks, 2023

FEWEST GOALS, BOTH TEAMS, SEVEN-GAME SERIES
26 - Adirondack Thunder vs. Maine Mariners, 2024
28 - Rapid City Rush vs. Quad City Mallards, 2015
30 - Cincinnati Cyclones vs. Fort Wayne Komets, 2023
32 - Florida Everblades vs. Jacksonville Icemen, 2024
33 - Alaska Aces vs. Fresno Falcons, 2006

MOST GOALS IN A GAME OR PERIOD

MOST GOALS, ONE TEAM, ONE GAME
11 - Dayton Bombers, Apr. 1, 1995, vs. Greensboro
10 - several teams, most recent:
Peoria Rivermen, Apr. 28, 1997, vs. Louisiana
9 - several teams, most recent:
Idaho Steelheads, May 13, 2023 vs. Allen
Toledo Walleye, May 12, 2023 vs. Cincinnati

MOST GOALS, ONE TEAM, ONE PERIOD
6 - seven teams, most recent:
Wheeling Nailers, May 9, 2016 vs. Reading Royals (3rd period)
5 - several teams, most recent:
Tahoe Knight Monsters, Apr. 19, 2025 at Wichita (3rd period)
Tahoe Knight Monsters, Apr. 20, 2025 at Wichita (3rd period)

MOST GOALS, BOTH TEAMS, ONE GAME
17 - Richmond Renegades (9) vs. Columbus (Ohio) (8) 2 OT, Mar. 25, 1995
15 - Louisiana IceGators (8) vs. New Orleans (7) 2 OT, Apr. 6, 2001
- Louisiana IceGators (8) vs. Mobile (7) 2 OT, Apr. 4, 1998
- Erie Panthers (9) vs. Toledo (6), Mar. 24, 1993
14 - several teams, most recent:
- Cincinnati Cyclones (9) vs. Charlotte (5), Apr. 21, 2010

LARGEST WINNING MARGIN
11 - Dayton Bombers (11) vs. Greensboro (0), Apr. 1, 1995
10 - Hampton Roads Admirals (10) vs. Johnstown (0), Mar. 29, 1991
9 - Richmond Renegades (9) vs. Hampton Roads (0), Apr. 9, 1999

POWER-PLAY AND SHORTHANDED GOALS

MOST SHORTHANDED GOALS, TEAM
9 - Alaska Aces, 2006
6 - Wheeling Thunderbirds, 1993
5 - 15 times, most recent: Florida Everblades, 2024

MOST POWER-PLAY GOALS, TEAM
36 - South Carolina Stingrays, 1997
31 - Toledo Storm, 1993
28 - Allen Americans, 2016
- South Carolina Stingrays, 2001

SHOTS ON GOAL

MOST SHOTS ON GOAL, BOTH TEAMS, ONE GAME
151 - Colorado Eagles (85) vs. Idaho Steelheads (66), Apr. 28, 2014 (4 OT)
145 - Trenton Devils (75) vs. Elmira Jackals (70), Apr. 10, 2009 (4 OT)
139 - Louisiana IceGators (82) vs. Jackson Bandits (57), Apr. 5, 2002 (3 OT)
138 - Louisiana IceGators (85) vs. Pensacola Ice Pilots (53), Apr. 14, 2004 (2 OT)
134 - Greensboro Monarchs (67) vs. Winston-Salem Thunderbirds (67), Apr. 4, 1990 (2 OT)

MOST SHOTS ON GOAL, ONE TEAM, OVERTIME GAME
85 - Colorado Eagles, Apr. 28, 2014 vs. Idaho (4 OT)
- Louisiana IceGators, Apr. 14, 2004 vs Pensacola (2 OT)
82 - Louisiana IceGators, Apr. 5, 2002 vs. Jackson (3 OT)
78 - Richmond Renegades, Mar. 25, 1995 vs. Columbus (Ohio) (2 OT)

MOST SHOTS ON GOAL, ONE TEAM, REGULATION GAME
65 - Peoria Rivermen, Apr. 2, 1997 vs. Wheeling
60 - Bakersfield Condors, Apr. 13, 2007 vs. Fresno
- Dayton Bombers, Mar. 24, 1995 vs. Huntington
- Greensboro Monarchs, Mar. 28, 1992 vs. Roanoke Valley
59 - Atlantic City Boardwalk Bullies, Apr. 16, 2003 at Greensboro

MOST SHOTS ON GOAL, ONE TEAM, ONE PERIOD
29 - Dayton Bombers, Mar. 24, 1995 vs. Huntington
28 - Fort Wayne Komets, Apr. 27, 2022 at Wheeling
- Gwinnett Gladiators, May 8, 2006 vs. Toledo
- Peoria Rivermen, Apr. 2, 1998 vs. Wheeling
27 - New Orleans Brass, Apr. 3, 2001 vs. Augusta

FEWEST SHOTS ON GOAL, ONE TEAM, ONE GAME
11 - Bakersfield Condors, May 25, 2014 vs. Alaska
- Roanoke Express, Apr. 2, 1995 vs. Richmond
12 - four times, most recent:
Trois-Rivières Lions, May 17, 2025 at Florida
Toledo Walleye, May 8, 2025 at Fort Wayne
13 - Johnstown Chiefs, Apr. 7, 2001 vs. Trenton

FEWEST SHOTS ON GOAL, ONE TEAM, ONE PERIOD
1 - several teams, most recent:
Kansas City Mavericks, June 6, 2026 vs. Florida (third period)
2 - several teams, most recent:
Florida Everblades, June 5, 2026 at Kansas City (first period)

FASTEST GOALS

FASTEST THREE GOALS, BOTH TEAMS
37 seconds - Tom Nemeth, Dayton (4:22), Andrew Shier, Richmond (4:31) and Scott Burfoot, Richmond (4:59 of 2nd period), Richmond vs. Dayton, Apr. 3, 1997

FASTEST THREE GOALS, ONE TEAM
29 seconds - Dean Strong (6:00), Justin Taylor (6:12) and Justin Taylor (6:29 of 1st period), Kalamazoo vs. Reading, Apr. 16, 2011

FASTEST TWO GOALS, ONE TEAM
7 seconds - Matteo Gennaro (10:57) and Levko Koper (11:04 of the first period), Florida vs. Toledo, June 11, 2022

FASTEST OVERTIME GOAL
11 seconds - Mark Derlago, Bakersfield vs. Las Vegas, Apr. 18, 2009
- Josh Aspenlind, Victoria vs. Utah, Apr. 20, 2011

OVERTIME

LONGEST OVERTIME PLAYOFF GAMES
137:18 - Colorado Eagles at Idaho Steelheads, April 28, 2014
(Idaho won 3-2 at 17:18 of the fourth overtime)
126:10 - Elmira Jackals at Trenton Devils, April 10, 2009
(Elmira won 5-4 at 6:10 of the fourth overtime)
124:19 - South Carolina Stingrays at Gwinnett Gladiators, April 6, 2012
(South Carolina won 4-3 at 4:19 of the fourth overtime)
121:24 - Louisiana IceGators at Greenville Grrrowl, May 5, 2000
(Greenville won 3-2 at 1:24 of the fourth overtime)
115:19 - Jackson Bandits at Louisiana IceGators, April 5, 2002
(Jackson won 5-4 at 15:19 of the third overtime)

MOST OVERTIME GAMES, ONE PLAYOFF YEAR
26 - 2008 - Of 90 games played, 26 went into overtime
24 - 2013 - Of 83 games played, 24 went into overtime
21 - 2018 - Of 80 games played, 21 went into overtime
20 - four times, most recent: 2019 - Of 86 games played, 20 went into overtime

FEWEST OVERTIME GAMES, ONE PLAYOFF YEAR
1 - 1989 - Of 15 games played, 1 went into overtime
3 - 1990 - Of 21 games played, 3 went into overtime
4 - 1991 - Of 30 games played, 4 went into overtime

MOST OVERTIME GAMES, ONE SERIES
4 - Florida vs. Jacksonville, 2025 (Florida won best-of-seven South Division Semifinals 4-0)
- Idaho vs. Utah, 2023 (Idaho won best-of-seven Mountain Division Semifinals 4-2)
- Idaho vs. Utah, 2019 (Idaho won best-of-seven Mountain Division Semifinals 4-1)
- Florida vs. Orlando, 2019 (Florida won best-of-seven South Division Finals 4-1)
- South Carolina vs. Toledo, 2015 (South Carolina won best-of-seven Eastern Conference Finals 4-3)
- Hampton Roads vs. Raleigh, 1993 (Raleigh won first round best-of-five series 3-1)
3 - 33 times, most recent:
Maine vs. Adirondack, 2026 (Maine won best-of-seven North Division Semifinals 4-3)

MOST OVERTIME WINS, ONE TEAM, ONE PLAYOFF YEAR
7 - Colorado Eagles, 2018
6 - Florida Everblades, 2022
- Colorado Eagles, 2017
5 - eight times, most recent:
Florida Everblades, 2023
4 - 16 times, most recent:
Wheeling Nailers, 2026

TEAM PENALTY MINUTES

MOST PENALTY MINUTES, BOTH TEAMS, ONE SERIES (SINCE 1991-92)
532 - Erie Panthers (268) vs. Toledo (264), 1993
523 - Louisiana IceGators (355) vs. Pensacola (168), 1998
501 - Greensboro Monarchs (265) vs. Roanoke Valley (236), 1992

MOST PENALTY MINUTES, ONE TEAM, ONE SERIES (SINCE 1991-92)
355 - Louisiana IceGators vs. Pensacola, 1998
300 - Toledo Storm vs. Louisville, 1992
276 - Greensboro Monarchs vs. Dayton, 1995

MOST PENALTY MINUTES, BOTH TEAMS, ONE GAME
244 - Toledo Storm (124) vs. Erie (120), Mar. 22, 1993
243 - Richmond Renegades (138) vs. Winston-Salem (105), Mar. 24, 1992
240 - Dayton Bombers (154) vs. Toledo (86), Mar. 29, 1996

MOST PENALTY MINUTES, ONE TEAM, ONE GAME
168 - Lou.oisiana IceGators vs. Pensacola, Apr. 30, 1998
155 - Greensboro Monarchs vs. Dayton, Apr. 1, 1995
154 - Dayton Bombers vs. Toledo, Mar. 29, 1996

FEWEST PENALTY MINUTES, BOTH TEAMS, ONE GAME
0 - Stockton Thunder (0) vs. Las Vegas Wranglers (0), Apr.. 22, 2008
2 - Florida Everblades (2) vs. Savannah Ghost Pirates (0), Apr. 24, 2026
- Tulsa Oilers (2) vs. Kansas City Mavericks (0), Apr. 24, 2025
- Toledo Walleye (2) vs. Kansas City Mavericks (0), May 17, 2024
- Florida Everblades (2) vs. Newfoundland Growlers (0), May 18, 2019
- Tallahassee Tiger Sharks (0) vs. Raleigh IceCaps (2), Mar. 30, 1996
4 - eight times, most recent:
Kansas City Mavericks (4) at Florida Everblades (0), June 12, 2026
6 - 10 times, most recent:
Fort Wayne Komets (2) at Kansas City Mavericks (6), June 2, 2026

FEWEST PENALTY MINUTES, ONE TEAM, ONE GAME
0 - 16 times, most recent:
Florida Everblades, June 12, 2026 vs. Kansas City
Savannah Ghost Pirates, Apr. 24, 2026 at Florida
2 - 46 times, most recent:
Fort Wayne Komets, June 2, 2026 at Kansas City
Maine Mariners, May 18, 2026 at Wheeling
4 - 84 times, most recent:
Kansas City Mavericks, June 12, 2026 at Florida
Kansas City Mavericks, June 10, 2026 at Florida
Kansas City Mavericks, June 2, 2026 vs. Fort Wayne
Kansas City Mavericks, May 26, 2026 at Fort Wayne
Kansas City Mavericks, May 23, 2026 vs. Fort Wayne
Wheeling Nailers, May 22, 2026 at Florida
Toledo Walleye, May 19, 2026 at Fort Wayne
Adirondack Thunder, May 2, 2026 vs. Maine
Florida Everblades, Apr. 29, 2026 at Savannah
Savannah Ghost Pirates, Apr. 29, 2026 vs. Florida
Maine Marinres, Apr. 29, 2026 at Adirondack

Overtime Postseason Games Over 100 Minutes

Date	Location	Series	Score	Scorer	Length	Series Winner
April 28, 2014	Idaho	CQF	IDH, 3, COL 2	David de Kastrozza	137:18	IDH
April 10, 2009	Trenton	DSF	ELM 5, TRE 4	Josh Aspenlind	126:10	ELM
April 6, 2012	Gwinnett	CQF	SC 4, GWT 3	Zach Tarkir	124:19	SC
May 5, 2000	Greenville	CF	GRV 3, LA 2	Martin Masa	121:24	LA
April 5, 2002	Louisiana	DSF	JCK 5, LA 4	Bogdan Rudenko	115:19	JCK
May 2, 2006	Alaska	DF	AK 4, LV 3	Cam Keith	113:30	AK
April 13, 1999	Mississippi	CQF	MIS 4, SC 3	Kevin Hilton	110:37	MIS
April 6, 2011	Las Vegas	CQF	IDH 3, LV 2	Dustin Friesen	108:13	IDH
May 7, 2018	Manchester	DF	ADK 3, MAN 2	Mathieu Brodeur	108:08	ADK
May 2, 1999	Pee Dee	CF	PD 4, MIS 3	Rick Bennett	106:30	MIS
April 14, 2008	Fresno	CQF	UTA 4, FRE 3	Justin Bourne	106:23	UTA
April 9, 1991	Greensboro	Finals	HRD 2, GBM 1	Dave Flanagan	105:47	HRD
May 6, 2015	South Carolina	DF	FLA 2, SC 1	Corey Trivino	105:38	SC
May 27, 2015	Toledo	CF	SC 1, TOL 0	Joe Devin	105:35	SC
May 5, 2016	Reading	CSF	WHL 2, REA 1	Cody Wydo	104:22	WHL
April 26, 2014	Greenville	CQF	GRN 4, KAL 3	Kyle Jean	104:02	GRN
April 22, 1998	Wheeling	CF	HRD 4, WHL 3	Dan Ceman	103:39	HRD
May 19, 2017	Colorado	CF	COL 5, TOL 4	Matt Garbowsky	103:07	COL
April 17, 2016	Colorado	CQF	COL 5, UTA 4	Darryl Bootland	102:31	UTA
April 2, 1997	Hampton Roads	1st	HRD 4, RNK 3	Alain Savage	101:31	HRD
May 8, 2007	Florida	CF	DAY 4, FLA 3	Brad Farynuk	101:23	DAY
May 5, 2010	Stockton	CF	STK 1, IDH 0	Ryan Constant	100:36	IDH

INDIVIDUAL POSTSEASON RECORDS

GAMES

MOST PLAYOFF GAMES

156 - Matt Register, Ontario, Allen, Colorado, Toledo, Idaho 2013-24
116 - John McCarron, Wheeling, Florida, 2016-23
104 - Scott Burt, Toledo, Idaho, Utah, Alaska, 1998-2011
103 - A.J. Jenks, Florida, Toledo, Fort Wayne, 2013-21
102 - Chris Valicevic, Louisiana, Greensboro, 1994-02

GOALS

MOST GOALS IN PLAYOFFS, CAREER

50 - Phil Berger, Charlotte, Greensboro, 1990-96
- Jay Murphy, Louisiana, Richmond, Greensboro, 1995-03
45 - Brandon Hawkins, Fort Wayne, Toledo, 2021-26
39 - Rod Taylor, Hampton Roads, Richmond, Roanoke, 1992-02
38 - John McCarron, Wheeling, Florida, 2016-23
- A.J. Jenks, Cincinnati, Florida, Toledo, Fort Wayne, 2012-21

MOST GOALS, ONE PLAYOFF YEAR

19 - Charle-Edouard D'Astous, Utah, 2022
17 - J.F. Boutin, Peoria, 2000
- Blaine Moore, Richmond, 1995
16 - Tyler Boland, Newfoundland, 2022
- Zach O'Brien, Newfoundland, 2019
- Mark Deazeley, Toledo, 1994
- Rod Taylor, Hampton Roads, 1992
- Dave Flanagan, Hampton Roads, 1991

MOST GOALS IN FINAL SERIES

7 - Mark Deazeley, Toledo vs. Raleigh, 1994
- Devin Edgerton, Wheeling vs. Toledo, 1993
- Rob Hrytsak, Johnstown vs. Carolina, 1989
6 - Oliver Chau, Florida, 2024
- Gary Steffes, Allen, 2016
- Maxime Lacroix, South Carolina vs. Alaska, 2009
- Mike Ross, South Carolina vs. Louisiana, 1997
- Greg Puhalski, Toledo vs. Wheeling, 1993
- Darren Schwartz, Wheeling vs. Toledo, 1993
- Rod Taylor, Hampton Roads vs. Louisville, 1992

MOST GOALS, ONE GAME
4 - eight players, most recent:
Jett Jones, Tahoe, Apr. 19, 2025 at Wichita
3 - 163 players, most recent:
Jackson Jutting, Kansas City, May 16, 2026 at Allen
Luke Loheit, Kansas City, May 13, 2026 at Allen
Bobo Carpenter, Kansas City, May 13, 2026 at Allen
Anthony Romano, Florida, May 9, 2026 vs. South Carolina
Danny Katic, Allen, Apr. 28, 2026 at Idaho

MOST POWER-PLAY GOALS, ONE PLAYOFF YEAR
11 - Charle-Edouard D'Astous, Utah 2022
9 - Chris Minard, Alaska, 2006
8 - Greger Hanson, Allen, 2016
- Kevin Colley, Atlantic City, 2003
7 - Jason Cipolla, South Carolina, 1997
Chris Hynes, South Carolina, 1997
Mark Deazeley, Toledo, 1994
Sheldon Gorski, Louisville, 1992

MOST SHORTHANDED GOALS, ONE PLAYOFF YEAR
3 - Brock Hooton, Reading, 2008
Joe Bianchi, Richmond, 1999
Jay Murphy, Louisiana, 2000
Scott Borders, Bakersfield, 2006
Mike Ross, South Carolina, 1997

ASSISTS

MOST ASSISTS IN PLAYOFFS, CAREER
89 - Matt Register, Ontario, Allen, Colorado, Toledo, Idaho, 2013-24
69 - John Spoltore, Louisiana, 1996-01
67 - Brandon Hawkins, Fort Wayne, Toledo, 2021-26
- Phil Berger, Charlotte, Greensboro, 1990-96
64 - John McCarron, Wheeling, Florida, 2016-23

MOST ASSISTS, ONE PLAYOFF YEAR
29 - Chad Costello, Allen, 2016
26 - John Spoltore, Louisiana, 2000
25 - Benjamin Tardif, Utah, 2022
- Wayne Simpson, South Carolina, 2015
24 - David Desharnais, Cincinnati, 2008

MOST ASSISTS IN FINAL SERIES
10 - Chad Costello, Allen vs. Wheeling, 2016
9 - David Desharnais, Cincinnati vs. Las Vegas, 2008
8 - Devin Edgerton, Wheeling vs. Toledo, 1993
- Darren Schwartz, Wheeling vs. Toledo, 1993
- Bob Wensley, Carolina vs. Johnstown, 1989
7 - Travis Morin, South Carolina vs. Alaska, 2009
- John Spoltore, Louisiana vs. Peoria, 2000
- Iain Duncan, Toledo vs. Wheeling, 1993
- Tom Sasso, Johnstown vs. Carolina, 1989

MOST ASSISTS, ONE GAME
7 - Tom Sasso, Johnstown, Mar. 30, 1989 vs. Knoxville
6 - Trevor Hanas, Peoria, Apr. 28, 1997 vs. Louisiana
5 - Trenton Bliss, Toledo, May 10, 2025 vs. Fort Wayne
- Jacob Micflikier, Stockton, Apr. 20, 2008 vs. Las Vegas
- John Spoltore, Louisiana, May 10, 2000 vs. Greenville
- Brendan Concannon, Pensacola, Apr. 26, 1998 vs. Louisiana

POINTS

MOST POINTS IN PLAYOFFS, CAREER
118 - Matt Register, Ontario, Allen, Colorado, Toledo, Idaho, 2013-24
117 - Phil Berger, Charlotte, Greensboro, 1990-96
112 - Brandon Hawkins, Fort Wayne, Toledo, 2021-26
102 - John McCarron, Wheeling, Florida, 2016-23
101 - John Spoltore, Louisiana, 1996-2000

MOST POINTS, ONE PLAYOFF YEAR
38 - Wayne Simpson, South Carolina, 2015
36 - Chad Costello, Allen, 2016
34 - Andrew Rowe, South Carolina, 2015
- John Spoltore, Louisiana, 2000
- Blaine Moore, Richmond, 1995
33 - Brandon Hawkins, Toledo, 2022
- David Desharnais, Cincinnati, 2008

MOST POINTS IN FINAL SERIES
15 - Devin Edgerton, Wheeling vs. Toledo, 1993 (7g-8a)
14 - Darren Schwartz, Wheeling vs. Toledo, 1993 (6g-8a)
13 - Chad Costello, Allen vs. Wheeling, 2016 (3g-10a)
12 - John Spoltore, Louisiana vs. Peoria, 2000 (5g-7a)
- Rob Hrytsak, Johnstown vs. Carolina, 1989 (7g-5a)

MOST POINTS, ONE GAME
7 - Blaine Moore, Richmond, Mar. 24, 1995 vs. Columbus (Ohio)
- Tom Sasso, Johnstown, Mar. 30, 1989 vs. Knoxville
6 - several players, most recent:
Jacob Micflikier, Stockton, Apr. 20, 2008 vs. Las Vegas
5 - several players, most recent:
Trenton Bliss, Toledo, May 10, 2025 vs. Fort Wayne

PENALTY MINUTES

MOST PENALTY MINUTES IN PLAYOFFS, CAREER
502 - Trevor Senn, Winston-Salem, Wheeling, Greensboro, Richmond, 1992-97, 99-2000
318 - Jay Murphy, Louisiana, Richmond, Greensboro, 1995-02
283 - Brian Goudie, Hampton Roads, Pee Dee, Richmond, Florida, 1993-95, 1997-99, 2001, 2003
264 - Kam White, Chesapeake, Trenton, Atlantic City, Bakersfield, 1998-04, 2006-07
258 - Lance Galbraith, Idaho, Utah, Alaska, 2004-05, 2007-10

MOST PENALTY MINUTES, ONE PLAYOFF YEAR
138 - Trevor Senn, Richmond, 1995
132 - Steve Plaskon, Carolina, 1989
118 - Mike MacWilliam, Greensboro, 1991

MOST PENALTY MINUTES IN FINAL SERIES
95 - Steve Plaskon, Carolina vs. Johnstown, 1989
68 - Michel Lanouette, Carolina vs. Johnstown, 1989
58 - Bill Huard, Carolina vs. Johnstown, 1989

MOST PENALTY MINUTES, ONE GAME
49 - Greg Spenrath, Erie, Mar. 22, 1993 vs. Toledo
- Ron Aubrey, Toledo, Mar. 26, 1992 vs. Louisville
48 - George Zajankala, Dayton, Mar. 29, 1996 vs. Toledo
46 - Mike Butters, Greensboro, Mar. 20, 1992 vs. Roanoke Valley

GOALTENDING

MOST PLAYOFF GAMES APPEARED IN BY A GOALTENDER, CAREER
98 - Cam Johnson, Florida, 2022-26
90 - Pat Nagle, Florida, Idaho, Fort Wayne, Toledo, 2012-23
- Riley Gill, Kalamazoo, Reading, Allen, 2010-17
80 - Nick Vitucci, Carolina, Greensboro, Hampton Roads, Toledo, Charlotte, Greenville, 1989-93, 1995-98, 2000
50 - Michael Houser, Cincinnati, Fort Wayne, 2013-22

MOST PLAYOFF MINUTES PLAYED BY A GOALTENDER, CAREER
6,133 - Cam Johnson, Florida, 2022-26
5,498 - Pat Nagle, Florida, Idaho, Fort Wayne, Toledo, Reading, 2012-23
5,095 - Riley Gill, Kalamazoo, Reading, Allen, 2010-17
4,841 - Nick Vitucci, Carolina, Greensboro, Hampton Roads, Toledo, Charlotte, Greenville, 1989-2000
3,208 - Michael Houser, Cincinnati, Fort Wayne, 2013-22

MOST MINUTES PLAYED BY A GOALTENDER, ONE PLAYOFF YEAR
1,679 - Jeff Jakaitis, South Carolina, 2015
1,493 - Rob Madore, Cincinnati, 2014
1,481 - Pat Nagle, Toledo, 2019
1,434 - Joe Cannata, Colorado, 2018
1,427 - Cam Johnson, Florida, 2023

MOST PLAYOFF SHUTOUTS, ONE YEAR
5 - Maxime Gingras, Richmond, 1999
4 - six times, most recent:
Jack LaFontaine, Kansas City, 2025
3 - 18 times, most recent:
Cam Johnson, Florida, 2026
Taylor Gauthier, Wheeling, 2026

MOST PLAYOFF WINS BY A GOALTENDER, CAREER
73 - Cam Johnson, Florida, 2022-26
53 - Riley Gill, Kalamazoo, Reading, Allen, 2010-17
50 - Pat Nagle, Florida, Idaho, Fort Wayne, Toledo, Reading, 2012-23
43 - Nick Vitucci, Carolina, Greensboro, Hampton Roads, Toledo, Charlotte, Greenville, 1989-2000
31 - Gerald Coleman, Trenton, Alaska, 2009-14

MOST PLAYOFF WINS BY A GOALTENDER, ONE YEAR
16 - six times, most recent:
Cam Johnson, Florida, 2026
15 - Luke Cavallin, Trois-Rivières, 2025
- Cam Johnson, Florida, 2022
- Jeff Jakaitis, South Carolina, 2015
- Jean-Philippe Lamoureux, Alaska, 2009
14 - seven times, most recent:
Pat Nagle, Toledo, 2019

BEST GOALS-AGAINST AVERAGE, ONE PLAYOFF YEAR
1.00 - Mackenzie Blackwood, Adirondack, 2018
1.08 - Joel Martin, Trenton, 2007
1.17 - Doug Teskey, Toledo, 2003
1.25 - Michael Ouzas, Las Vegas, 2011
1.33 - Gerald Coleman, Alaska, 2014

MOST PLAYOFF SAVES BY A GOALTENDER, ONE GAME
83 - Josh Robinson, Idaho, Apr. 28, 2014 vs. Colorado (4 OT)
- Brian Eklund, Pensacola, Apr. 14, 2004 at Louisiana (2 OT)
78 - Andrew Allen, Jackson, Apr. 5, 2002 at Louisiana (3 OT)
71 - Michael Teslak, Elmira, Apr. 10, 2009 at Trenton (4 OT)
69 - Brett Abel, Columbus (Ohio), Mar. 25, 1995 vs. Richmond (2 OT)
67 - Travis Scott, Mississippi, May 2, 1999 vs. Pee Dee (3 OT)

MOST PLAYOFF SAVES BY A GOALTENDER, ONE PERIOD
28 - Jeff Levy, Huntington, Mar. 24, 1995 vs. Dayton
26 - Logan Koopmans, Toledo, May 8, 2006 vs. Gwinnett
25 - Evan Lindsay, Roanoke, Apr. 4, 2003 vs. Greensboro
- Judd Lambert, Augusta, Apr. 3, 2001 vs. New Orleans
- Brian Renfrew, Jacksonville, Apr. 20, 1996 vs. Toledo
24 - several players, most recent:
- Luke Peressini, Allen, Apr. 23, 2022 at Rapid City

LONGEST SHUTOUT SEQUENCE BY A GOALTENDER, PLAYOFFS
199 minutes, 59 seconds - Travis Scott, Mississippi, 1999
- 64:51 at Florida, Apr. 22, 1999 (2 OT)
- 60:00 at Florida, Apr. 24, 1999
- 60:00 at Pee Dee, May 1, 1999
- 15:08 at Pee Dee, May 2, 1999

KELLY CUP AND RILEY CUP FINALS TEAM RECORDS

MOST GOALS, ONE TEAM, ONE GAME
8 - Florida Everblades vs. Kansas City, 2024, Game 1
Charlotte Checkers vs. Jacksonville, 1996, Game 3
Hampton Roads Admirals vs. Louisville, 1992, Game 4
Johnstown Chiefs vs. Carolina, 1989, Game 1
7 - 20 times, most recent:
Fort Wayne Komets at South Carolina, 2021, Game 1
6 - 22 times, most recent:
Colorado Eagles vs. Florida, 2018, Game 4

MOST ASSISTS, ONE TEAM, ONE GAME
14 - Hampton Roads Admirals vs. Greensboro, 1991, Game 3
- Johnstown Chiefs vs. Carolina, 1989, Game 1
13 - five times, most recent:
Florida Everblades vs. Las Vegas, 2012, Game 2
12 - nine times, most recent:
Fort Wayne Komets vs. South Carolina, 2021, Game 3

MOST GOALS, BOTH TEAMS, ONE GAME
13 - Florida Everblades (7) vs. Colorado Eagles (6), 2018, Game 4 (OT)
- Wheeling Nailers (7) vs. Allen Americans (6), 2016, Game 2
- Toledo Storm (7) vs. Raleigh IceCaps (6), 1994, Game 5
- Toledo Storm (7) vs. Wheeling Nailers (6), 1993, Game 6 (2 OT)
12 - Alaska Aces (7) vs. Kalamazoo Wings (5), 2011, Game 4
- Toledo Storm (7) vs. Wheeling Nailers (5), 1993, Game 4
11 - 10 times, most recent:
Reading Royals (6) vs, Stockton Thunder (5), 2013, Game 5

MOST GOALS, ONE TEAM, ONE PERIOD
6 - Mississippi Sea Wolves vs. Richmond, 1999, Game 6
5 - seven times, most recent:
Allen Americans vs. Wheeling, 2016, Game 2 (3rd period)

MOST GOALS, ONE PERIOD, BOTH TEAMS
8 - Mississippi (6) vs. Richmond (2), 1999, Game 6
7 - South Carolina (4) vs. Trenton (3), 2001, Game 4
Raleigh (4) vs. Toledo (3), 1994, Game 5
6 - eight times, most recent:
Florida (4) vs. Toledo (2), 2022, Game 5

MOST SHOTS ON GOAL, ONE TEAM
67 - Greensboro Monarchs vs. Winston-Salem, 1990, Game 4 (2 OT)
- Winston-Salem Thunderbirds vs. Greensboro, 1990, Game 4 (2 OT)
57 - Peoria Rivermen vs. Louisiana, 2000, Game 3 (2 OT)
56 - Louisiana IceGators vs. Peoria, 2000, Game 5 (2 OT)
- Hampton Roads Admirals vs. Greensboro, 1991, Game 4 (3 OT)

FEWEST SHOTS ON GOAL, ONE TEAM
15- Florida Everblades at Kansas City, 2026, Game 1
- Idaho Steelheads vs. Dayton, 2007, Game 5
- Cincinnati Cyclones vs. Idaho, 2010, Game 4
16 - Allen Americans vs. Wheeling, 2016, Game 5
- Cincinnati Cyclones vs. Alaska, 2014, Game 4
18 - three times, most recent:
Kansas City Mavericks at Florida, 2024, Game 4

MOST SHOTS ON GOAL, ONE PERIOD, ONE TEAM
23 - Mississippi Sea Wolves vs. Richmond, 1999, Game 7
- Louisiana IceGators vs. South Carolina, 1997, Game 3
22 - Louisiana IceGators vs. Peoria, 2000, Game 5
21 - Alaska Aces vs. Cincinnati, 2014, Game 6
- Alaska Aces vs. Cincinnati, 2014, Game 5
- Greensboro Monarchs vs. Hampton Roads, 1991, Game 1

FEWEST SHOTS ON GOAL, ONE PERIOD, ONE TEAM
1 - Kansas City Mavericks vs. Florida, 2026, Game 3 (3rd period)
2 - four times, most recent:
Florida Everblades, 2026, Game 1 (1st period)
3 - 12 times, most recent:
Florida Everblades vs. Kansas City, 2026, Game 3 (2nd period)
Kansas City Mavericks at Florida, 2026, Game 3 (1st period)
4 - 10 times, most recent:
Florida Everblades, 2026, Game 1 (3rd period)

MOST SHOTS ON GOAL, BOTH TEAMS
154 - Greensboro (67) vs. Winston-Salem (67), 1990, Game 4 (2 OT)
109 - Hampton Roads (56) vs. Greensboro (53), 1991, Game 4 (3 OT)
105 - Peoria (57) vs. Louisiana (48), 2000, Game 3 (2 OT)

MOST POWER PLAY GOALS, ONE TEAM, ONE GAME
5 - Colorado Eagles vs. Florida, 2018, Game 4
South Carolina Stingrays vs. Louisiana, 1997, Game 4
4 - Charlotte Checkers vs. Jacksonville, 1996, Game 3
- Toledo Storm vs. Wheeling, 1993, Game 3
- Toledo Storm vs. Wheeling, 1993, Game 6 (2 OT)
- Johnstown Chiefs vs. Carolina, 1989, Game 1

LARGEST MARGIN OF VICTORY
7 - Florida (8) at Kansas City (1), 2024, Game 1
- Trenton (7) vs. Florida (0), 2005, Game 1
- Johnstown (8) vs. Carolina (1), 1989, Game 1
6 - five times, most recent:
Kansas City (6) vs. Florida (0), 2026, Game 1
5 - 13 times, most recent:
Fort Wayne (7) at South Carolina (2), 2021, Game 1

MOST PENALTY MINUTES, ONE TEAM, ONE GAME
130 - Greensboro Monarchs vs. Winston-Salem, 1990, Game 2
108 - Carolina Thunderbirds vs. Johnstown, 1989, Game 2
96 - Winston-Salem Thunderbirds vs. Greensboro, 1990, Game 2

MOST PENALTY MINUTES, BOTH TEAMS, ONE GAME
226 - Greensboro (130) vs. Winston-Salem (96), 1990, Game 2
186 - Carolina (108) vs. Johnstown (78), 1989, Game 2
156 - Toledo (87) vs. Wheeling (69), 1993, Game 4

FEWEST PENALTY MINUTES, ONE TEAM, ONE GAME
0 - Florida Everblades vs. Kansas City, 2026, Game 4
2 - five times, most recent:
Florida Everblades vs. Idaho, 2023, Game 2
4 - 17 times, most recent:
Kansas City Mavericks at Florida, 2026, Game 4
Kansas City Mavericks at Florida, 2026, Game 3
6 - 20 times: most recent:
Trois-Rivières Lions at Toledo, 2025, Game 2
Trois-Rivières Lions vs. Toledo, 2025, Game 3

FEWEST PENALTY MINUTES, BOTH TEAMS, ONE GAME
4 - Kansas City (4) at Florida (0), 2026, Game 4
6 - Stockton (4) vs. Reading (2), 2013, Game 5
8 - three times, most recent:
Kansas City (4) at Florida (4), 2024, Game 3
10 - eight times, most recent:
Idaho (8) at Florida (2), 2023, Game 3
12 - four times, most recent:
Kansas City (4) at Florida (8), 2026, Game 3

INDIVIDUAL RECORDS - KELLY/RILEY CUP FINALS

MOST GOALS, ONE GAME
4 - Mark Deazeley, Toledo vs. Raleigh, 1994, Game 5
3 - 14 players, most recent:
Oliver Chau, Florida vs. Kansas City, 2024, Game 3

MOST ASSISTS, ONE GAME
4 - David Desharnais, Cincinnati at Las Vegas, 2008, Game 5
- Greg Puhalski, Toledo vs. Raleigh, 1994, Game 5
3 - 36 players, most recent:
Brett Bulmer, Florida vs. Colorado, 2018, Game 5

MOST POINTS, ONE GAME
5 - Andrew Shier, Richmond vs. Greensboro, 1995, Game 1 (2g-3a)
- Devin Edgerton, Wheeling vs. Toledo, 1993, Game 6 (2g-3a)
- Harry Mews, Hampton Roads vs. Greensboro, 1991, Game 3 (2g-3a)
4 - 25 players, most recent:
Brandon Hawkins, Fort Wayne at South Carolina, 2021, Game 1 (3g-1a)

MOST PENALTY MINUTES, ONE GAME
41 - Doug Lawrence, Greensboro vs. Winston-Salem, 1990, Game 2
34 - Mike MacWilliam, Greensboro vs. Hampton Roads, 1991, Game 5
32 - Steve Plaskon, Carolina vs. Johnstown, 1989, Game 2

MOST POWER-PLAY GOALS, ONE GAME
3 - Jason Cipolla, South Carolina vs. Louisiana, 1997, Game 4
2 - Matt Register, Colorado vs. Florida, 2018, Game 4
- Greg Rallo, Idaho vs. Dayton, 2007, Game 2
- Chris Minard, Alaska vs. Gwinnett, 2006, Game 2
- Phil Berger, Charlotte vs. Jacksonville, 1996, Game 3
- Mark Deazeley, Toledo vs. Raleigh, 1994, Game 5
- Mike McCormick, Greensboro vs. Winston-Salem, 1990, Game 2

MOST SHORTHANDED GOALS, ONE GAME
2 - Tom Sasso, Johnstown vs. Carolina, 1989, Game 6
1 - 51 times, most recent:
Hudson Wilson, Kansas City vs. Florida, 2026, Game 6
Craig Needham, Florida vs. Kansas City, 2026, Game 3

MOST SHOTS ON GOAL, ONE GAME
11 - Bobo Carpenter, Florida at Kansas City, 2024, Game 1
10 - Derek Nesbitt, Idaho vs. Dayton, 2007, Game 4
- Vashi Nedomansky, Mississippi vs. Richmond, 1999, Game 2
- Chris Valicevic, Louisiana vs. South Carolina, 1997, Game 4
- Alan Leggett, Raleigh vs. Toledo, 1994, Game 3
- Tim Roberts, Wheeling vs. Toledo, 1993, Game 4
9 - 12 players, most recent:
Wes Goldie, Alaska vs. Kalamazoo, 2011, Game 5

BEST PLUS-MINUS RATING, ONE GAME
+5 - five times, most recent:
T.J. Syner, Reading vs. Stockton, 2013, Game 5
+4 - nine times, most recent:
Lukas Kälble, Florida vs. Idaho,02023, Game 4

MOST SAVES, ONE GAME
64 - Wade Flaherty, Greensboro vs. Winston-Salem, 1990, Game 4
63 - Kenton Rein, Winston-Salem vs. Greensboro, 1990, Game 4
54 - Nick Vitucci, Greensboro vs. Hampton Roads, 1991, Game 4

MOST SAVES, ONE PERIOD
22 - Luke Cavallin, Trois-Rivières vs. Toledo, 2025, Game 5
- Jason Fitzsimmons, South Carolina vs. Louisiana, 1997, Game 3
21 - Maxime Gingras, Richmond vs. Mississippi, 1999, Game 7
20 - Dylan Ferguson, Fort Wayne vs. South Carolina, 2021, Game 3
- Rob Madore, Cincinnati vs. Alaska, 2014, Game 6
- Rob Madore, Cincinnati vs. Alaska, 2014, Game 5
19 - four times most recent:
Michael Garteig, Newfoundland vs. Toledo, 2019, Game 3

TEAM - KELLY/RILEY CUP FINALS SERIES

MOST KELLY/RILEY CUP CHAMPIONSHIPS
5 - Florida Everblades (2012, 2022, 2023, 2024, 2026)
3 - Alaska Aces (2006, 2011, 2014)
- South Carolina Stingrays (1997, 2001, 2009)
- Hampton Roads Admirals (1991, 1992, 1998)
2 - Colorado Eagles (2017, 2018)
- Allen Americans (2015, 2016)
- Cincinnati Cyclones (2008, 2010)
- Idaho Steelheads (2004, 2007)
- Toledo Storm (1993, 1994)

MOST KELLY/RILEY CUP FINALS APPEARANCES
8 - Florida Everblades (2004, 2005, 2012, 2018, 2022, 2023, 2024, 2026)
6 - South Carolina Stingrays (1997, 2001, 2009, 2015, 2017, 2021)
5 - Toledo Storm/Walleye (1993, 1994, 2019, 2022, 2025)
4 - Wheeling Nailers * (1989, 1990, 1993, 2016)
* - *includes appearances as Carolina, Winston-Salem and Wheeling Thunderbirds*
- Alaska Aces (2006, 2009, 2011, 2014)
3 - Cincinnati Cyclones (2008, 2010, 2014)
- Idaho Steelheads (2004, 2007, 2010)
- Greensboro Monarchs (1990, 1991, 1995)
- Hampton Roads Admirals (1991, 1992, 1998)
2 - Kansas City Mavericks (2024, 2026)
- Colorado Eagles (2017, 2018)
- Allen Americans (2015, 2016)
- Las Vegas Wranglers (2008, 2012)
- Dayton Bombers (2002, 2007)
- Louisiana IceGators (1997, 2000)
- Trenton Titans (2001, 2005)

MOST GOALS, FOUR-GAME SERIES, ONE TEAM
25 - Charlotte Checkers vs. Jacksonville Lizard Kings, 1996

FEWEST GOALS, FOUR-GAME SERIES, ONE TEAM
7 - Dayton Bombers vs. Greenville Grrrowl, 2002

MOST GOALS, FIVE-GAME SERIES, ONE TEAM
26 - South Carolina Stingrays vs. Louisiana IceGators, 1997

FEWEST GOALS, FIVE-GAME SERIES, ONE TEAM
7 - Columbia Inferno vs. Atlantic City Boardwalk Bullies, 2003

MOST GOALS, SIX-GAME SERIES, ONE TEAM
28 - Toledo Storm vs. Wheeling Thunderbirds, 1993
- Wheeling Thunderbirds vs. Toledo Storm, 1993

FEWEST GOALS, SIX-GAME SERIES, ONE TEAM
8 - Las Vegas Wranglers vs. Cincinnati Cyclones, 2008

MOST GOALS, SEVEN-GAME SERIES, ONE TEAM
33 - Johnstown Chiefs vs. Carolina Thunderbirds, 1989
15 - Alaska Aces vs. South Carolina Stingrays, 2009

FEWEST GOALS, SEVEN-GAME SERIES, ONE TEAM
15 - Alaska Aces vs. South Carolina Stingrays, 2009

MOST GOALS, FOUR-GAME SERIES, TWO TEAMS
34 - Charlotte Checkers (25) vs. Jacksonville Lizard Kings (9), 1996

FEWEST GOALS, FOUR-GAME SERIES, TWO TEAMS
21 - Florida Everblades (13) vs. Idaho Steelheads (8), 2023

MOST GOALS, FIVE-GAME SERIES, TWO TEAMS
43 - Louisiana IceGators (27) vs. South Carolina Stingrays (16), 1997

FEWEST GOALS, FIVE-GAME SERIES, TWO TEAMS
20 - Atlantic City Boardwalk Bullies (13) vs. Columbia Inferno (7), 2003

MOST GOALS, SIX-GAME SERIES, TWO TEAMS
55 - Toledo Storm (28) vs. Wheeling Thunderbirds (27), 1993

FEWEST GOALS, SIX-GAME SERIES, TWO TEAMS
23 - Cincinnati Cyclones (15) vs. Las Vegas Wranglers (8), 2008

MOST GOALS, SEVEN-GAME SERIES, TWO TEAMS
65 - Carolina Thunderbirds (32) vs. Johnstown Chiefs (33), 1989

FEWEST GOALS, SEVEN-GAME SERIES, TWO TEAMS
37 - South Carolina Stingrays (22) vs. Alaska Aces (15), 2009

LONGEST GAMES
105:47 - Hampton Roads at Greensboro, 1991, Game 4
(Hampton Roads won 2-1 at 5:47 of third overtime)
95:24 - Florida at Kansas City, 2026, Game 6
(Florida won 5-4 at 15:24 of second overtime)
94:20 - Idaho at Dayton, 2007, Game 4
(Idaho won 2-1 at 14:20 of second overtime)
94:18 - Winston-Salem at Greensboro, 1990, Game 4
(Greensboro won 4-3 at 14:18 of second overtime)

MOST OVERTIME GAMES, SERIES
3 - Louisiana IceGators vs. Peoria Rivermen, 2000
(Peoria won best-of-seven series 4-2)
- Raleigh IceCaps vs. Toledo Storm, 1994
(Toledo won best-of-seven series 4-1)

MOST OVERTIME WINS, SERIES
3 - Florida Everblades vs. Kansas City, 2026
- Peoria Rivermen vs. Louisiana IceGators, 2000
2 - Newfoundland Growlers vs. Toledo, 2019
- Colorado Eagles vs. South Carolina Stingrays, 2017
- Allen Americans vs. South Carolina Stingrays, 2015
- Florida Everblades vs. Las Vegas Wranglers, 2012
- Toledo Storm vs. Raleigh IceCaps, 1994

MOST SHUTOUTS, SERIES
3 - Cincinnati Cyclones (1) vs. Las Vegas Wranglers (2), 2008
- Richmond Renegades (2) vs. Mississippi Sea Wolves (1), 1999
2 - Alaska Aces (2) vs. Cincinnati Cyclones (0), 2014
- Reading Royals (2) vs. Stockton Thunder (0), 2013
- Atlantic City Boardwalk Bullies (2) vs. Columbia Inferno (0), 2003
- Greensboro Monarchs (1) vs. Richmond Renegades (1), 1995

INDIVIDUAL - KELLY/RILEY CUP FINALS SERIES

MOST GOALS, SERIES
7 - Mark Deazeley, Toledo vs. Raleigh, 1994
- Devin Edgerton, Wheeling vs. Toledo, 1993
- Rob Hrytsak, Johnstown vs. Carolina, 1989
6 - seven times, most recent:
Oliver Chau, Florida vs. Kansas City, 2024

MOST ASSISTS, SERIES
10 - Chad Costello, Allen vs. Wheeling, 2016
9 - David Desharnais, Cincinnati vs. Las Vegas, 2008
8 - Devin Edgerton, Wheeling vs. Toledo, 1993
- Darren Schwartz, Wheeling vs. Toledo, 1993
- Bob Wensley, Carolina vs. Johnstown, 1989
7 - six times, most recent:
Matt Register, Toledo vs. Newfoundland, 2019

MOST POINTS, SERIES
15 - Devin Edgerton, Wheeling vs. Toledo, 1993 (7g-8a)
14 - Darren Schwartz, Wheeling vs. Toledo, 1993 (6g-8a)
13 - Chad Costello, Allen vs. Wheeling, 2016 (3g-10a)
12 - John Spoltore, Louisiana vs. Peoria, 2000 (5g-7a)
- Rob Hrytsak, Johnstown vs. Carolina, 1989 (7g-5a)

MOST PENALTY MINUTES, SERIES
95 - Steve Plaskon, Carolina vs. Johnstown, 1989
68 - Michel Lanouette, Carolina vs. Johnstown, 1989
58 - Bill Huard, Carolina vs. Johnstown, 1989

MOST POWER-PLAY GOALS, SERIES
4 - Phil Berger, Greensboro vs. Winston-Salem, 1990
3 - eight times, most recent:
Matt Register, Colorado vs. Florida, 2018

MOST SHORTHANDED GOALS, SERIES
3 - Mike Ross, South Carolina vs. Louisiana, 1997
- Joe Gurney, Johnstown vs. Carolina, 1989
2 - six times, most recent:
Oliver Chau, Florida, 2024

MOST SHOTS ON GOAL, SERIES
43 - Tim Roberts, Wheeling vs. Toledo, 1993
37 - Vashi Nedomansky, Mississippi vs. Richmond, 1999
32 - Nick Stajduhar, Pensacola vs. Hampton Roads, 1998

BEST PLUS-MINUS RATING, SERIES
+9- Oliver Chau, Florida vs. Kansas City, 2024
- Clark Seymour, Florida vs. Colorado, 2018
- T.J. Syner, Reading vs. Stockton, 2013
+8 - Phil Berger, Charlotte vs. Jacksonville, 1996
- Andrew Shier, Richmond vs. Greensboro, 1995
- Rod Taylor, Hampton Roads vs. Louisville, 1992
- Keith Whitmore, Hampton Roads vs. Louisville, 1992
+7 - six times, most recent:
Paul Brown, Trenton vs. Florida, 2005
B.J. Abel, Trenton vs. Florida, 2005
Steve Munn, Trenton vs. Florida, 2005

BEST GOALS-AGAINST AVERAGE, SERIES
1.20 - Scott Stirling, Atlantic City vs. Columbia, 2003
1.29 - Gerald Coleman, Alaska vs. Cincinnati, 2014
1.35 - Cedrick Desjardins, Cincinnati vs. Las Vegas, 2008
1.41 - Luke Cavallin, Trois-Rivières vs. Toledo, 2025
1.44 - Steve Silverthorn, Idaho vs. Dayton, 2007

BEST SAVE PERCENTAGE, SERIES
.958 - Luke Cavallin, Trois-Rivières vs. Toledo, 2025
.952 - Cedrick Desjardins, Cincinnati vs. Las Vegas, 2008
.949 - Scott Stirling, Atlantic City vs. Columbia, 2003
.948 - Gerald Coleman, Alaska vs. Cincinnati, 2014
.945 - Steve Silverthorn, Idaho vs. Dayton, 2007
- Tyrone Garner, Greenville vs. Dayton, 2002

MOST SHUTOUTS, SERIES
2 - Gerald Coleman, Alaska, 2014
- Riley Gill, Reading vs. Stockton, 2013
- Kevin Lalande, Las Vegas vs. Cincinnati, 2008
- Scott Stirling, Atlantic City vs. Columbia, 2003
- Maxime Gingras, Richmond vs. Mississippi, 1999

INDIVIDUAL - KELLY/RILEY CUP FINALS CAREER TOTALS

MOST CHAMPIONSHIPS, CAREER (PLAYER)
4 - Cam Johnson (Florida, 2022, 2023, 2024 and 2026)
- Kyle Neuber (Allen 2016 and Florida 2022, 2023 and 2024)
- Nick Vitucci (Carolina 1989, Greensboro, 1990, Toledo 1994 and Charlotte 1996)

MOST GOALS, CAREER
11 - Phil Berger, Greensboro, Charlotte (1990, 91, 95, 96)
10 - Oliver Chau, Florida (2023, 24, 26)
- Gary Steffes, Allen (2015, 16)
9 - Mark Deazeley, Toledo (1993, 94)
- Greg Puhalski, Toledo (1993, 94)
8 - Harry Mews, Hampton Roads (1991, 92)
- Rod Taylor, Hampton Roads (1992, 98)

MOST ASSISTS, CAREER
17 - Matt Register, Allen, Colorado, Toledo, Idaho (2016, 17, 18, 19, 23)
16 - Phil Berger, Greensboro, Charlotte (1990, 91, 95, 96)
13 - Chad Costello, Allen (2015, 16)
12 - Scott White, Greensboro (1990, 91)
11 - Rick Corriveau, Toledo (1993, 94)
- Greg Puhalski, Toledo (1993, 94)

MOST POINTS, CAREER
27 - Phil Berger, Greensboro, Charlotte (11g-16a) (1990, 91, 95, 96)
23 - Matt Register, Allen, Colorado, Toledo, Idaho (6g-17a) (2016, 17, 18, 19, 23)
20 - Greg Puhalski, Toledo (9g-11a) (1993, 94)
18 - Chad Costello, Allen (5g-13a) (2015, 16)
17 - Harry Mews, Hampton Roads (8g-10a) (1991, 92)

MOST PENALTY MINUTES, CAREER
116 - Trevor Senn, Wheeling, Richmond (1993, 95, 99)
95 - Steve Plaskon, Carolina (1989)
68 - Michel Lanouette, Carolina (1989)

MOST WINS, GOALTENDER, CAREER
16 - Cam Johnson, Florida (2022, 23, 24)
11 - Riley Gill Reading, Allen (2013, 15, 16)
8 - Gerald Coleman, Alaska (2011, 14)
- Dave Gagnon, Hampton Roads, Toledo (1991, 94)
6 - Nick Vitucci, Carolina, Greensboro, and Charlotte (1989-91, 96)

MISCELLANEOUS - KELLY/RILEY CUP FINALS SERIES

LONGEST SCORELESS STREAK, GOALTENDER
150 minutes, 13 seconds - Scott Stirling, Atlantic City, 2003
(60:00 vs. Columbia, 2003, Game 1, 60:00 vs. Columbia, 2003, Game 2, 30:13 vs. Columbia, 2003, Game 3)

138 minutes, 59 seconds - Mark Bernard, Hampton Roads, 1992
(53:15 vs. Louisville, 1992, Game 2, 60:00 vs. Louisville, 1992, Game 3, 25:44 vs. Louisville, 1992, Game 4)

126 minutes, 8 seconds - Sean Gauthier, Pensacola, 1998
(21:26 vs. Hampton Roads, 1998, Game 2, 76:57 vs. Hampton Roads, 1998, Game 3, 7:35 vs. Hampton Roads, 1998, Game 4)

FASTEST GOAL, START OF GAME

12 seconds -	Dan Wiebe, Toledo vs. Wheeling, 1993, Game 4
13 seconds -	Josh Birkholz, Cincinnati vs. Alaska, 2014, Game 5
41 seconds -	Aki Seitsonen, Las Vegas vs. Cincinnati, 2008, Game 4

FASTEST GOAL, START OF PERIOD (OTHER THAN FIRST)

10 seconds -	Darren Schwartz, Wheeling vs. Toledo, 1993, Game 2
12 seconds -	Dan Wiebe, Toledo vs. Wheeling, 1993, Game 4

FASTEST GOAL, START OF OVERTIME

17 seconds -	Greger Hanson, Allen vs. Wheeling, 2016, Game 5
31 seconds -	Luke Sellars, Greenville vs. Dayton, 2002, Game 3
1 minute, 18 seconds -	Ernie Hartlieb, Florida vs. Trenton, 2005, Game 3

FASTEST TWO GOALS, ONE PLAYER

13 seconds -	Maxime Lacroix (5:56 and 6:09 of the 2nd period), South Carolina at Alaska, 2009, Game 1
19 seconds -	Harry Mews (:48 and 1:07 of the 2nd period), Hampton Roads vs. Greensboro, 1991, Game 3
48 seconds -	Barrie Moore (16:05 and 16:53 of the 3rd period) (SHG), Columbia vs. Atlantic City, 2003, Game 3

FASTEST TWO GOALS, ONE TEAM

7 seconds -	Matteo Gennaro (10:57) and Levko Koper (11:04 of the first period), Florida vs. Toledo, 2022, Game 5
13 seconds -	Maxime Lacroix (5:56 and 6:09 of the 2nd period), South Carolina at Alaska, 2009, Game 1
-	Cail MacLean (5:25) and Alain St. Hilaire (5:38 of 1st period), Trenton vs. South Carolina, 2001, Game 2

FASTEST TWO GOALS, TWO TEAMS

11 seconds -	Kimbi Daniels, Alaska (11:39) and Guillaume Desbiens, Gwinnett (11:50 of the 3rd period), 2006, Game 3
14 seconds -	Trevor Senn, Richmond (14:28) and Mark Rupnow, Mississippi (14:42 of the 2nd period), 1999, Game 3
-	Iain Duncan, Toledo (7:27) and Tim Roberts, Wheeling (7:41 of the 2nd period), 1993, Game 6
18 seconds -	Cole Ully, South Carolina (16:22) and Stephen Harper, Fort Wayne (16:40 of the second period), 2021, Game 2
-	Nikita Kashirsky, Reading (14:50) and Nathan Deck, Stockton (15:08 of the third period), 2013, Game 1

FASTEST THREE GOALS, ONE TEAM

1 minute, 14 seconds -	Matt Register (16:48), J.C. Beaudin (17:09) and Joey Ratelle (18:02 of third period), Colorado vs. Florida, 2018, Game 4
1 minute, 37 seconds -	Scott White (5:51), Chris Robertson (6:25) and John Blessman (7:28 of first period), Greensboro vs. Winston-Salem, 1990, Game 3
2 minutes, 50 seconds -	Dave Seitz (7:07), Chad Remackel (9:33) and Damian Prescott (9:57 of first period), South Carolina vs. Trenton, 2001, Game 4

FASTEST THREE GOALS, TWO TEAMS

56 seconds -	Cole Ully, South Carolina (16:22), Stephen Harper, Fort Wayne (16:40) and Caleb Herbert, South Carolina (17:18 of the second period), 2021, Game 2
1 minute, 17 seconds -	Kimbi Daniels, Alaska (11:39), Guillaume Desbiens, Gwinnett (11:50), and Peter Metcalf (12:56 of the thrid period), 2006, Game 3
1 minute, 19 seconds -	Alex Kharlamov, Hampton Roads (10:06), Brian LaFleur, Pensacola (10:31) and Dan Ceman, Hampton Roads (11:25 of the first period), 1998, Game 1

TOP 20 CAREER POSTSEASON

Top 20 Career Postseason Goal-Scoring Leaders

	Player	Team(s)	Seasons	Games	Goals	Goals Per Game
1.	Murphy, Jay	LA/RMD/GBO	9	93	50	0.537
	Berger, Phil	GBM/CHR/RAL/HRD	9	76	50	0.658
3.	Hawkins, Brandon	FW/TOL	6	93	45	0.484
4.	Taylor, Rod	HRD/RMD/RNK/SC/PEO/TOL	12	78	39	0.500
5.	McCarron, John	WHL/FLA	7	116	38	0.327
	Jenks, A.J.	FLA/TOL/FW	7	103	38	0.369
7.	Goldie, Wes	PD/VIC/AK	10	84	36	0.429
8.	Scott, Mike	MIS/ATC/AK	6	79	34	0.430
9.	Deazeley, Mark	TAL/TOL	8	58	33	0.569
10.	Spoltore, John	LA	6	70	32	0.457
	Schwartz, Darren	JHN/WS/WHL/TAL	8	64	32	0.500
	Kowalsky, Rick	HRD/RNK/TRE	10	68	32	0.471
	Galbraith, Lance	IDH/UTA/AK	6	77	32	0.416
	Steffes, Gary	BAK/ALN	4	74	32	0.432
15.	Marietti, Brett	SC	9	69	30	0.434
	Gajic, Milan	GWT/VIC/FLA	6	62	30	0.484
17.	MacLean, Cail	JAX/TRE/REA/SC	7	67	29	0.433
	Seitz, Dave	SC	8	62	29	0.467
	Boutin, J.F.	JHN/PEO/WHL	6	59	29	0.491
	Register, Matt	ONT/ALN/COL/TOL/IDH	10	156	29	0.186

Top 20 Career Postseason Assists Leaders

	Player	Team(s)	Seasons	Games	Assists	Assists Per Game
1.	Register, Matt	ONT/ALN/COL/TOL/IDH	10	156	89	0.596
2.	Spoltore, John	LA	6	70	69	0.985
3.	Hawkins, Brandon	FW/TOL	6	93	67	0.720
	Berger, Phil	GBM/CHR/RAL/HRD	9	76	67	0.881
5.	McCarron, John	WHL/FLA	7	116	64	0.552
6.	Costello, Chad	COL/ALN	5	71	63	0.887
7.	Valicevic, Chris	GBM/LA	9	102	60	0.588
8.	Curtin, Luke	ATC/BR/FRE	9	66	58	0.879
9.	Bertoli, Scott	TRE	7	67	51	0.761
	Szydlowski, Shawn	FW	8	83	51	0.614
11.	Berschbach, Shane	KAL/TOL	6	79	50	0.633
	Daniels, Kimbi	JAX/CHR/WHL/NO/TAL/AK	9	83	50	0.602
13.	Shier, Andrew	RMD	7	57	49	0.859
	Daavettila, Trent	KAL/COL	7	62	49	0.790
	Judson, Rick	GRV/TOL	9	57	46	0.807
16.	Murphy, Jay	LA/RMD/GBO	9	93	44	0.473
	Seitz, Dave	SC	8	62	44	0.709
	Dexter, Brad	RAL/SC/PEN/VIC	7	58	44	0.758
19.	Brindley, Ryan	DAY/SC/CIN/FLA	8	83	42	0.506
	Goldie, Wes	PD/VIC/AK	10	84	42	0.500
	Ftorek, Sam	AUG/MOB/GBO/CIN/KAL	11	89	42	0.472
	Metcalf, Peter	ATC/IDH/AK/FLA	6	80	42	0.525

Top 20 Career Postseason Points Leaders

	Player	Team(s)	Seasons	Games	Goals	Assists	Points	Points Per Game
1.	Register, Matt	ONT/ALN/COL/TOL/IDH	10	156	29	89	118	0.756
2.	Berger, Phil	GBM/CHR/RAL/HRD	9	76	50	67	117	1.539
3.	Hawkins, Brandon	FW/TOL	6	93	45	67	112	1.204
4.	McCarron, John	WHL/FLA	7	116	38	64	102	0.879
5.	Spoltore, John	LA	6	70	32	69	101	1.443
6.	Murphy, Jay	LA/RMD/GBO	9	93	50	44	94	1.011
7.	Costello, Chad	COL/ALN	5	71	22	65	87	1.225
8.	Valicevic, Chris	GBM/LA	9	102	20	60	80	0.784
9.	Goldie, Wes	PD/VIC/AK	10	84	36	42	78	0.929
	Szydlowski, Shawn	FW	8	83	27	51	78	0.940
11.	Daniels, Kimbi	JAX/CHR/WHL/NO/TAL/AK	9	83	25	50	75	0.904
	Curtin, Luke	ATC/BR/FRE	9	66	17	58	75	1.136
13.	Berschbach, Shane	KAL/TOL	6	79	23	50	73	0.924
	Shier, Andrew	RMD	7	57	24	49	73	1.281
	Seitz, Dave	SC	8	62	29	44	73	1.177
	Daavettila, Trent	KAL/COL	7	62	24	49	73	1.177
17.	Judson, Rick	GRV/TOL	9	57	26	46	72	1.263
18.	Schwartz, Darren	JHN/WS/WHL/TAL	8	64	32	38	70	1.093
19.	Tifu, Yannick	DAY/FLA/ELM/REA	7	86	28	40	68	0.791
	Gajic, Milan	GWT/VIC/FLA	6	62	30	38	68	1.097

Top 20 Career Postseason Games Played Leaders

	Player	Team(s)	Seasons	Games
1.	Register, Matt	ONT/ALN/COL/TOL/IDH	10	156
2.	McCarron, John	WHL/FLA	7	116
3.	Burt, Scott	TOL/WHL/IDH/UTA/AK	9	104
4.	Jenks, A.J.	FLA/TOL/FW	7	103
5.	Valicevic, Chris	GBM/LA	9	102
6.	Johnson, Cam (G)	FLA	5	98
7.	Hawkins, Brandon	FW/TOL	6	93
	Aubin, Mathieu	CIN/UTA	7	93
	Murphy, Jay	LA/RMD/GBO	9	93
10.	Asuchak, Spencer	ALN	8	91
	Wellar, Patrick	AK/CBA/SC/REA/UTA	6	91
12.	Nagle, Pat (G)	FLA/IDH/FW/TOL/REA	9	90
	Gill, Riley (G)	KAL/REA/ALN	8	90
14.	Ftorek, Sam	AUG/MOB/GBO/CIN/KAL	11	89
15.	Pagnutti, Matt	LOU/ARK/FLA	7	86
	Tifu, Yannick	DAY/FLA/ELM/REA	7	86
17.	Sambrook, Jordan	KC/FLA	6	84
	Goldie, Wes	PD/VIC/AK	10	84
19.	Daniels, Kimbi	CHR/WHL/AK	7	83
	Brindley, Ryan	SC/FLA	7	83
	Szydlowski, Shawn	FW	8	83

Top 20 Career Postseason Wins

	Player	Team(s)	Seasons	GP	Wins
1.	Johnson, Cam	FLA	5	98	73
2.	Gill, Riley	KAL/REA/ALN	8	90	53
3.	Nagle, Pat	FLA/IDH/FW/TOL/REA	9	90	50
4.	Vitucci, Nick	CAR/WS/GBM/HRD/TOL/CHR/GRV	10	80	43
5.	Coleman, Gerald	TRE/AK	5	48	31
6.	Gagnon, Dave	HRD/RNK/TOL	9	41	27
7.	Houser, Michael	FW/CIN	4	50	26
8.	Gauthier, Sean	PEN/REA/SC	5	39	25
9.	Stirling, Scott	ATC/PEO/TRE	5	41	24
	Roy, Olivier	STK/AK/IDH	4	43	24
11.	LaFontaine, Jack	KC	3	38	23
12.	Cavallin, Luke	NFL/TR	3	36	22
	Berkhoel, Adam	GWT/DAY	3	38	22
14.	Cannata, Joe	ONT/COL	2	33	20
15.	Berthiaume, Daniel	RNK/WHL/GBO	9	40	19
16.	Lamoureux, J.P.	AK/UTA	2	29	18
	Nie, Ryan	JHN/CIN/KAL	4	36	18
	Ouellette, Martin	REA/FLA	2	28	18
19.	Allan, Sandy	LVL/PD/RMD	7	33	17
	Allen, Andrew	DAY/JCK/MAC/TRE	5	25	17
	Bonner, Doug	LA/NO/PEO	5	30	17
	Desjardins, Cedrick	CIN	2	26	17
	Fitzsimmons, Jason	COH/SC	4	24	17
	Kowalski, Craig	FLA/GWT	4	29	17
	Silverthorn, Steve	IDH	3	29	17

Top 20 Career Postseason Goals-Against Average (Minimum 10 Games)

	Player	Team(s)	Seasons	GP	GAA
1.	Fanti, Ryan	FW/ORL	2	10	1.62
2.	Dekanich, Mark	SC/REA	2	16	1.67
3.	Cavallin, Luke	NFL/TR/MNE	3	36	1.80
4.	Teskey, Doug	CBA/TOL	2	10	1.81
5.	Muse, John	FLA/REA	2	17	1.85
6.	Poulter, Isaac	ADK	1	15	1.86
7.	Ellis, Dan	IDH	1	16	1.86
8.	Johnson, Cam	FLA	5	88	1.92
9.	Charpentier, Sebastien	HRD	1	18	1.93
10.	Ingram, Connor	ORL	1	10	1.94
	Coleman, Gerald	TRE/AK	5	48	1.94
12.	Silverthorn, Steve	IDH	3	29	2.00
13.	Scott, Travis	MS/BR	3	18	2.01
14.	Lamoureux, J.P.	AK/UTA	2	29	2.04
15.	Aubry, Peter	AK	1	13	2.05
16.	Sanford, Curtis	PEO	2	14	2.07
17.	Couture, Patrick	CBA	1	16	2.08
18.	LaFontaine, Jack	KC	3	38	2.16
19.	Stirling, Scott	ATC/PEO/TRE	5	41	2.17
20.	Garteig, Michael	NFL	1	16	2.19

Top 10 Career Postseason Shutouts

	Player	Team(s)	Seasons	GP	SO
1.	Johnson, Cam	FLA	5	98	16
2.	Gill, Riley	KAL/REA/ALN	8	90	8
3.	Stirling, Scott	ATC/PEO/TRE	5	41	7
4.	Coleman, Gerald	TRE/AK	5	48	6
5.	LaFontaine, Jack	KC	3	38	5
	Nagle, Pat	FLA/IDH/FW/TOL/REA	9	90	5
	Gingras, Maxime	MOB/PEN/RMD	5	28	5
	Lamoureux, J.P.	AK/UTA	2	29	5
9.	Milner, Parker	QC/MO/SC	5	38	4
	Beckford-Tseu, Chris	AK/FLA/GRN	5	27	4
	Brust, Barry	REA	1	8	4
	Kowalski, Craig	FLA/GWT	3	29	4
	Magliarditi, Marc	COH/FLA/LA/RMD/LV	9	33	4
	Cannata, Joe	ONT/COL	2	33	4
	Poulter, Isaac	ADK	1	15	4

Year-By-Year Playoff Scoring Leaders

Season	Player and Club	Games	Goals	Assists	Points
2026	Austin Magera, Fort Wayne	17	8	14	22
2025	Brandon Hawkins, Toledo	20	6	18	24
2024	Bobo Carpenter, Florida	23	12	11	23
	Oliver Chau, Florida	23	9	14	23
2023	Wade Murphy, Idaho	20	12	8	20
	Sean Josling, Florida	22	10	10	20
2022	Brandon Hawkins, Toledo	21	15	18	33
2021	Anthony Nellis, Fort Wayne	13	8	5	13
	Stephen Harper, Fort Wayne	13	6	7	13
2020	Playoffs canceled due to COVID-19				
2019	Zach O'Brien, Newfoundland	23	16	13	29
2018	Michael Joly, Colorado	24	13	16	29
2017	Alex Belzile, Colorado	18	14	12	26
2016	Chad Costello, Allen	24	7	29	36
2015	Wayne Simpson, South Carolina	27	13	25	38
2014	Nick Mazzolini, Alaska	21	11	20	31
2013	Yannick Tifu, Reading	22	12	13	25
2012	Eric Lampe, Las Vegas	17	7	14	21
	Cedric Lalonde-McNicoll, Florida	18	4	17	21
2011	Trent Daavettila, Kalamazoo	18	6	22	28
2010	Ryan Cruthers, Reading	16	8	16	24
2009	Josh Soares, Alaska	21	10	18	28
2008	David Desharnais, Cincinnati	22	9	24	33
2007	Lance Galbraith, Idaho	21	11	16	27
2006	Mike Scott, Alaska	22	11	11	22
2005	Scott Bertoli, Trenton	20	6	18	24
	David Lundbohm, Florida	19	12	12	24
2004	Tom Buckley, Florida	17	9	11	20
2003	J.F. Caudron, Atlantic City	19	13	9	22
2002	Simon Gamache, Greenville	17	15	9	24
2001	Dave Seitz, South Carolina	18	13	15	28
2000	J.F. Boutin, Peoria	18	17	15	32
1999	Rob DeCiantis, New Orleans	11	11	11	22
1998	Nick Stadjuhar, Pensacola	19	5	21	26
1997	Chris Hynnes, South Carolina	18	11	16	27
1996	Phil Berger, Charlotte	16	10	17	27
1995	Blaine Moore, Richmond	17	17	17	34
1994	Mark Deazeley, Toledo	14	16	10	26
1993	Darren Schwartz, Wheeling	16	13	18	31
1992	Rod Taylor, Hampton Roads	14	16	10	26
1991	Dave Flanagan, Hampton Roads	14	16	8	24
1990	Len Soccio, Winston-Salem	10	5	12	17
1989	Tom Sasso, Johnstown	11	5	19	24

THREE-OR-MORE-GOAL GAMES, POSTSEASON (1992-2026)

Player	Team	Date		Opponent	Total Goals	Score
Jay Murphy (3)	RMD	Mar. 29, 1996	vs	HRD	3	10-2
	LA	Apr. 24, 1997	at	PEO	3	4-3
	LA	Apr. 6, 1998	vs	MOB	3	6-4
Phil Berger (2)	GBM	Mar. 28, 1992	at	RNK	3	4-5
	CHR	May 1, 1996	at	JAX	3	8-2
Tom Buckley (2)	FLA	Apr. 7, 2002	vs	GRV	3	6-3
	FLA	Apr. 8, 2004	at	RNK	3	6-3
Steve Cadieux (2)	CIN	Mar. 21, 1992	vs	DAY	3	7-1
	CIN	Mar. 28, 1992	vs	JHN	3	8-1
Mark Deazeley (2)	TOL	Apr. 2, 1994	vs	COH	4	6-4
	TOL	Apr. 26, 1994	at	RAL	4	7-6
Martin Frk (2)	TOL	May 20, 2015	at	SC	3	5-6
	TOL	May 23, 2015	at	SC	3	5-4 (OT)
Steve Gibson (2)	WHL	Mar. 30, 1996	at	COL	3	5-3
	WHL	Apr. 1, 1997	at	PEO	3	5-6
Sheldon Gorski (2)	LVL	Mar. 29, 1992	at	TOL	3	6-5
	LVL	Apr. 4, 1992	vs	CIN	3	6-4
Brandon Hawkins (2)	FW	June 25, 2021	at	SC	3	7-2
	TOL	May 3, 2022	vs	CIN	3	4-2
Mike Lappin (2)	RAL	Mar. 29, 1994	vs	GBO	3	3-4
	RAL	Apr. 2, 1993	at	WHL	3	4-5
Chris Lipsett (2)	PD	Apr. 11, 1999	vs	BR	3	6-1
	PD	Apr. 22, 1999	vs	NO	3	5-2
Dominic Maltais (2)	HRD	Apr. 12, 1997	at	SC	3	5-6
	HRD	Apr. 7, 2000	vs	HNT	3	7-1
Blaine Moore (2)	RMD	Apr. 12, 1995	vs	TAL	3	7-3
	RMD	Mar. 24, 1995	vs	COL	4	10-4
Zach O'Brien (2)	NFL	May 6, 2019	vs	MAN	3	5-1
	NFL	May 17, 2019	vs	FLA	3	6-0
Brad Smyth (2)	BRM	Mar. 27, 1994	vs	HVL	3	9-2
	BRM	Mar. 28, 1995	vs	WHL	3	7-2
John Albert	TOL	Apr. 22, 2022	vs	CIN	3	3-2 (OT)
Brandon Alderson	REA	Apr. 22, 2016	at	TOL	3	5-3
J.F. Aube	PEN	Apr. 26, 1998	vs	LA	3	9-4
Rick Barkovich	RAL	Mar. 27, 1993	vs	WHL	3	3-2
Mike Bayrack	FLA	Apr. 14, 2010	at	REA	3	6-7
Vince Bellissimo	FLA	Apr. 24, 2007	vs	TEX	3	5-0
Tyler Bird	ORL	Apr. 21, 2025	vs	SC	3	4-2
Tyler Boland	NFL	May 28, 2022	at	FLA	3	5-6 (OT)
Dave Bonk	BAK	Apr. 15, 2009	vs	LV	3	6-5
Nick Bootland	CIN	Apr. 6, 2003	vs	PEO	3	4-3
J.F. Boutin	PEO	Apr. 6, 2000	at	DAY	3	4-3
Kyle Calder	BAK	Apr. 8, 2010	at	VIC	3	4-2
Bobo Carpenter	KC	May 13, 2026	at	ALN	3	7-4
Oliver Chau	FLA	June 5, 2024	vs	KC	3	6-3
Jason Cipolla	SC	May 9, 1997	at	LA	3	7-4
Jason Cirone	BRM	Apr. 12, 1994	at	RAL	3	5-7
Fraser Clair	FRE	Apr. 24, 2006	vs	BAK	3	5-3
Derek Clancey	COH	Mar. 25, 1995	at	RMD	3	8-9
Brian Cook	LOU	Mar. 27, 1994	at	KNX	3	6-4
Sam Craggs	TOL	Apr. 20, 2024	vs	KAL	3	5-2
Dave Craievich	BRM	Apr. 1, 1994	vs	LOU	3	8-2
Luke Curtin	ATC	Apr. 6, 2002	vs	CHR	3	6-0
Charle-Edouard D'Astous	UTA	May 9, 2022	at	RC	3	6-2
Rob DeCiantis	NO	Apr. 6, 1999	vs	JAX	4	5-3
Guillaume Desbiens	GWT	May 5, 2006	vs	TOL	3	5-3
Marc Derlago	BAK	Apr. 18, 2009	vs	LV	3	4-3
Nick Deschenes	TRE	May 4, 2005	at	AK	3	7-1
John Devereaux	GBM	Mar. 31, 1992	vs	RNK	3	6-2
John-Scott Dickson	IDH	May 11, 2010	vs	STK	3	7-5
Alex Dostie	TUL	Apr. 24, 2019	vs	KC	3	6-2
Iain Duncan	TOL	Apr. 4, 1993	vs	NSH	3	8-2
Devin Edgerton	WHL	Apr. 11, 1993	vs	TOL	3	7-3
Adam Edinger	NO	Apr. 6, 2001	at	LA	3	7-8
Filip Engaras	ADK	May 14, 2024	vs	NOR	3	5-1
Doug Evans	PEO	Apr. 28, 1997	at	LA	3	10-3
Lee Falardeau	CHR	Apr. 20, 2005	at	CBA	3	4-3 (OT)
Brad Farynuk	SC	Apr. 17, 2009	vs.	CHR	3	8-3
Mac Faulkner	CIN	Apr. 25, 2009	vs	ELM	3	5-4
Drew Fisher	TUL	Apr. 14, 2015	at	ALN	3	4-5 (OT)
Brendan Flynn	RMD	Mar. 30, 1996	at	HRD	3	6-5
Byron Froese	CIN	Apr. 20, 2014	at	ORL	3	7-3
Rival Fullum	JHN	Mar. 21, 1993	vs	WHL	3	4-1
Guy Gadowsky	RMD	Mar. 24, 1992	vs	WS	3	5-4
Milan Gajic	GWT	May 1, 2006	vs	FLA	3	7-4
Lance Galbraith	IDH	Apr. 13, 2004	vs	LV	3	4-3
Wes Goldie	VIC	Apr. 14, 2007	vs	AK	3	9-4
Trevor Gooch	REA	May 7, 2022	vs	NFL	3	7-3
Glen Goodall	ERIE	Mar. 19, 1993	vs	GBO	3	6-2
Stephane Goulet	STK	Apr. 20, 2008	vs	LV	3	6-3
Kevin Goumas	REA	Apr. 26, 2016	at	TOL	3	4-1
Marty Guerin	SC	Apr. 29, 2008	vs	CBA	3	5-2
Tyler Haskins	UTA	Apr. 25, 2008	at	VIC	3	6-0
Cam Hausinger	WHL	May 2, 2022	at	FW	3	3-4 (OT)
Ryan Hayes	STK	Apr. 14, 2013	vs	LV	3	6-4
John Hendry	TOL	Apr. 1, 1994	at	COH	3	8-3

Player	Team	Date		Opponent	Total Goals	Score
TJ Hensick	TOL	May 10, 2022	at	WHL	3	5-4
Dan Hodge	PEO	Apr. 2, 1997	at	WHL	3	9-4
Bud Holloway	ONT	Apr. 11, 2009	vs	STK	3	5-6
Chris Hynnes	SC	Apr. 11, 1997	vs	HRD	3	5-4
Bobby Hughes	AK	Apr. 20, 1013	vs.	STK	3	3-5
Cal Ingraham	TAL	Apr. 21, 1996	vs	CHR	4	5-0
Brayden Irwin	FLA	May 2, 2012	vs	KAL	3	7-0
Tyler Irvine	FLA	May 15, 2023	at	JAX	3	5-2
Chris Jensen	WHL	Apr. 11, 1998	at	TOL	3	5-6
Carter Johnson	MNE	Apr. 25, 2023	vs	REA	3	7-3
Michael Joly	COL	May 12, 2018	vs	FW	3	3-2
Jett Jones	TAH	Apr. 19, 2025	at	WIC	4	6-1
Jackson Jutting	KC	May 16, 2026	at	ALN	3	5-3
Danny Katic	ALN	Apr 28, 2026	at	IDH	3	6-3
Bracken Kearns	TOL	Apr. 19, 2006	vs	JHN	3	5-3
Adam Keefe	TOL	Apr. 6, 2010	vs	CHR	3	7-2
Paul Kelly	DAY	Apr. 30, 2007	at	CIN	3	6-2
Ryan Kinasewich	UTA	May 1, 2008	vs	VIC	3	7-5
Levko Koper	FLA	Apr. 29, 2017	vs	SC	3	5-2
Jarrett Konkle	AK	Apr. 10, 2010	at	STK	3	5-8
Levko Koper	FLA	June 12, 2021	vs	SC	3	5-1
Rick Kowalsky	HRD	Apr. 22, 2000	at	TRE	3	3-6
Ryan Kraft	RMD	Apr. 9, 1999	at	HRD	3	9-0
Olivier Labelle	REA	Apr. 30, 2010	at	CIN	3	5-2
Maxime Lacroix	SC	Apr. 8, 2012	at	GWT	3	4-3 (OT)
Brian LaFleur	PEN	May 8, 1998	vs	HRD	3	7-4
Jeremy Langlois	STK	Apr. 19, 2014	vs	ONT	3	5-3
Derek Lodermeier	JAX	Apr. 25, 2023	at	GVL	3	7-4
Luke Loheit	KC	May 13, 2026	at	ALN	3	7-4
Joey Martin	STK	Apr. 22, 2014	at	ONT	3	5-2
Brian McCarthy	JHN	Mar. 29, 1995	vs	SC	3	7-5
Tim McGauley	UTA	Apr. 19, 2019	vs	IDH	3	4-5 (OT)
Jeremy McKenna	KC	May 27, 2024	vs	TOL	3	7-1
Shawn McNeil	LA	Apr. 25, 2000	at	SC	3	8-3
Glen Metropolit	PEN	Apr. 27, 1997	at	SC	3	5-6
Steve Mirabile	RAL	Mar. 23, 1994	at	RNK	3	5-2
Chris Minard	AK	May 25, 2006	vs	GWT	3	4-3
Pascal Morency	BAK	Apr. 5, 2011	at	VIC	3	6-3
Wade Murphy	IDH	May 13, 2023	vs	ALN	3	9-3
Anthony Nellis	TR	Apr. 26 2022	vs	NFL	3	3-2
Logan Nelson	RC	May 10, 2022	vs	UTA	3	6-5 (OT)
Darryl Noren	CHR	Mar. 26, 1995	vs	GBO	3	3-4
David Pacan	CIN	Apr. 6, 2013	at	TOL	3	5-2
Matt Pagnutti	LA	Apr. 11, 2000	vs	MIS	3	7-3
Steve Parson	SC	Apr. 5, 1997	at	CHR	3	4-2
James Patterson	JCK	Apr. 5, 2002	at	LA	3	5-4
Lars Pettersen	AUG	Apr. 4, 2001	vs	NO	3	9-3
Josh Pitt	KAL	Apr. 19, 2017	vs	TOL	3	6-4
Tony Prpic	PEN	Apr. 18, 1997	vs	RMD	3	8-4
Greg Puhalski	TOL	Apr. 6, 1993	at	NSH	3	9-5
Chad Quenneville	PEN	Apr. 24, 1997	at	SC	3	6-5
Greg Rallo	IDH	May 25, 2007	vs	DAY	3	5-2
Anthony Romano	FLA	May 9, 2026	vs	SC		6-2
Mike Ross	COH	Mar. 25, 1994	vs	JHN	3	9-4
Philippe Roy	JHN	Apr. 5, 2002	vs	PEO	3	6-1
Paul Rushforth	LA	Apr. 11, 1998	vs	PD	3	7-3
Dylan Sadowy	TOL	Apr. 23, 2019	at	FW	3	4-1
Nick Saracino	WOR	Apr. 21, 2018	at	ADK	3	6-5
Charles Sarault	UTA	Apr. 26, 2016	at	COL	3	7-2
Jay Schiavo	BRM	Apr. 1, 1994	vs	LOU	3	8-2
Peter Schneider	KAL	Apr. 18, 2017	vs	TOL	3	8-5
Darren Schwartz	WHL	Mar. 23, 1993	at	JHN	3	5-0
Kevin Scott	CIN	Mar. 24, 1992	vs	DAY	3	8-2
Joe Seroski	NO	Apr. 4, 1998	vs	PEN	4	5-6
Josh Shalla	CIN	May 19, 2014	vs	GRN	3	4-1
Andrew Shier	RMD	Mar. 27, 1996	vs	HRD	3	6-5
John Spoltore	LA	Apr. 15, 1997	vs	BRM	3	5-4
Kevin St. Jacques	BAK	Apr. 15, 2007	vs	FRE	3	4-2
Joel Stepp	GWT	Apr. 26, 2006	vs	FLA	3	5-3
Wayne Strachan	RNK	Apr. 11, 1998	vs	HRD	3	3-2
C.J. Stretch	ONT	Apr. 3, 2013	vs	UTA	4	7-2
Max Taylor	TEX	Apr. 20, 2008	vs	CBA	3	6-2
Rod Taylor	HRD	Apr. 10, 1992	vs	LOU	3	4-3
Zack Torquato	WHL	Apr. 28, 2015	at	TOL	3	5-2
Jean-Guy Trudel	PEO	Apr. 28, 1997	at	LA	3	10-3
Cory Urquhart	STK	Apr. 10, 2009	at	ONT	3	3-4
Andrei Vasilyev	IDH	May 14, 2004	at	FLA	3	5-1
Paul Vincent	AUG	Apr. 4, 2001	vs	NO	3	9-3
Ryan Wade	VIC	Apr. 12, 2008	vs	BAK	3	4-3
Ryan Watson	BAK	May 10, 2014	at	STK	3	5-3
Rob Weingartner	LA	Apr. 10, 1998	vs	PD	3	6-3
Shawn Wheeler	CHR	Apr. 13, 1996	vs	SC	3	5-2
Josh Wilkins	SC	Apr. 19, 2025	vs	ORL	3	4-3 (OT)
Boris Zelenko	HRD	May 18, 1998	vs	PEN	3	7-3

Penalty Shots In Postseason Games

Date	Player	Goaltender	Scored	Final Score	Series
Apr. 25, 2026	Jalen Smereck, Fort Wayne	Mitchell Weeks, Indy	No	FW 5, IND 1	DSF
May 16, 2026	Riley Kidney, Allen	Dylan Wells, Kansas City	No	KC 5, ALN 3	DF
May 23, 2026	David Cotton, Kansas City	Nathaniel Day, Fort Wayne	Yes	FW 4, KC	CF
May 29, 2026	Anthony Romano, Florida	Taylor Gauthier, Wheeling	No	WHL 3, FLA 2 (OT)	CF
May 22, 2025	Carson Bantle, Toledo	Jack LaFontaine, Kansas City	No	TOL 4, KC 1	CF
May 7, 2025	Jack Dugan, Fort Wayne	Carter Gylander, Toledo	Yes	TOL 3, FW 2 (2OT)	DF
Apr. 18, 2025	Austin Albrecht, Tulsa	Jack LaFontaine, Kansas City	No	KC 3, TUL 2 (OT)	DSF
Apr. 17, 2025	Brady Fleurent, Norfolk	Sergei Murashov, Wheeling	No	NOR 4, WHL 0	DSF
May 26, 2022	Dylan Fitze, Utah	Billy Christopoulos, Toledo	No	TOL 5, UTA 4 (OT)	CF
May 24, 2022	Connor McDonald, Utah	Billy Christopoulos, Toledo	No	TOL 5, UTA 4	CF
May 4, 2022	Eddie Matsushima, Tulsa	Trent Miner, Utah	Yes	UTA 5, TUL 2	DSF
Apr. 27, 2022	Patrick Curry, Toledo	Michael Houser, Cincinnati	No	TOL 4, CIN 1	DSF
Apr. 27, 2022	Brett Boeing, Toledo	Michael Houser, Cincinnati	No	TOL 4, CIN 1	DSF
June 21, 2021	Max Zimmer, Greenville	Hunter Shepard, South Carolina	No	SC 2, GRN 1	CF
June 13, 2021	Michael Neville, Florida	Hunter Shepard, South Carolina	No	SC 4, FLA 2	CSF
Apr. 28, 2019	Mike McKee, Tulsa	Tomas Sholl, Idaho	No	TUL 3, IDH 1	DF
Apr. 27, 2019	Zach O'Brien, Newfoundland	Charles Williams, Manchester	No	NFL 4, MAN 2	DF
Apr. 12, 2019	Artur Tianulin, Brampton	Michael Garteig, Newfoundland	No	NFL 2, BRM 1	DSF
Apr. 24, 2018	Max French, Idaho	Jake Paterson, Allen	No	IDH 6, ALN 3	DSF
Apr. 14, 2018	Matt Willows, Reading	Charles Williams, Manchester	No	MAN 3, REA 2 (2OT)	DSF
May 15, 2017	Zac Lynch, Manchester	Parker Milner, South Carolina	No	SC 5, MAN 3	CF
May 3, 2017	Domenic Monardo, South Carolina	Anthony Peters, Florida	Yes	SC 4, FLA 2	DF
Apr. 24, 2016	Joe Rehkamp, Reading	Jeff Lerg, Toledo	No	TOL 3, REA 1	CQF
Apr. 20, 2016	Reed Seckel, Missouri	Brody Hoffman, Quad City	Yes	MO 4, QC 2	CQF
Apr. 18, 2016	T.J. Syner, Utah	Kris Lazaruk, Colorado	No	COL5, UTA 4 (3OT)	CQF
Apr. 16, 2016	Greg Wolfe, Adirondack	Colin Stevens, Manchester	No	ADK 4, MAN 2	CQF
Apr. 17, 2015	Ludwig Blomstrand, Kalamazoo	Roman Will, Fort Wayne	No	KAL 2 at FW 4	DSF
May 31, 2014	Brendan Connolly, Alaska	Rob Madore, Cincinnati	No	CIN 2 at AK 1	KCF
May 24, 2013	Matt Reber, Stockton	Riley Gill, Reading	No	REA 3 at STK 4	KCF
May 10, 2013	Austin Smith, Idaho	Olivier Roy, Stockton	No	IDH 2 at STK 3	CF
Apr. 6, 2013	Louie Caporusso, Elmira	Jesse Deckert, Florida	Yes	ELM 8 at FLA 2	CQF
Apr. 5, 2013	Chris Donovan, Utah	J.F. Berube, Ontario	Yes	ONT 2 at UTA 1 (OT)	CQF
May 5, 2012	Justin Shugg, Florida	Riley Gill, Kalamazoo	No	KAL 1 at FLA 3	CF
Apr. 6, 2012	Andrew Hotham, Wheeling	Riley Gill, Kalamazoo	No	WHL 1 at KAL 5	CQF
Apr. 4, 2012	Chris Barton, Wheeling	Riley Gill, Kalamazoo	No	KAL 4 at WHL 2	CQF
May 2, 2011	Ryan Turek, Victoria	Gerald Coleman, Alaska	No	AK 3 at VIC 2	CF
Apr. 23, 2010	Brett Robinson, Cincinnati	Ryan Munce, Charlotte	Yes	CHR 4 at CIN 1	CSF
Apr. 12, 2010	Olivier Labelle, Reading	Riley Gill, Kalamazoo	No	KAL 2 at REA 3 (OT)	CQF
Apr. 7, 2010	Peter Vandermeer, Utah	Jimmy Spratt, Las Vegas	No	UTA 4 at LV 1	CQF
Apr. 7, 2010	Wes Goldie, Victoria	J.P. Levasseur, Bakersfield	No	BAK 3 at VIC 6	CQF
Apr. 6, 2010	Andrew Orpik, Las Vegas	Mike Morrison, Utah	No	UTA 4 at LV 6	CQF
Apr. 6, 2010	Alex Bourret, Las Vegas	Mike Morrison, Utah	No	UTA 4 at LV 6	CQF
Apr. 6, 2010	Ryan Del Monte, Cincinnati	Todd Ford, South Carolina	No	SC 1 at CIN 6	CQF
May 22, 2009	Travis Morin, South Carolina	J.P. Lamoureux, Alaska	No	SC 4 at AK 2	KCF
May 9, 2009	Mark Van Guilder, Cincinnati	Jonathan Boutin, South Carolina	Yes	CIN 4 at SC 7	CF
May 2, 2009	Dan Riedel, Las Vegas	Parker Van Buskirk, Stockton	No	LV 3 at STK 2 (OT)	DF
May 1, 2009	Wes Goldie, Victoria	J.P. Lamoureux, Alaska	No	AK 0 at VIC 4	DF
May 1, 2009	Trent Campbell, South Carolina	David Leggio, Florida	No	FLA 3 at SC 4	DF
Apr. 25, 2009	Mac Faulkner, Cincinnati	Michael Teslak, Elmira	Yes	ELM 4 at CIN 5 (OT)	DF
Apr. 21, 2009	Andrew Martens, Ontario	Parker Van Buskirk, Stockton	No	STK 3 at ONT 4	DSF
Apr. 17, 2009	Mike Bayrack, Charlotte	Jonathan Boutin, South Carolina	No	CHR 3 at SC 8	DSF
Apr. 11, 2009	Milan Gajic, Florida	Josh Johnson, Gwinnett	No	GWT 2 at FLA 3(OT)	DSF
Apr. 11, 2009	Wes Goldie, Victoria	Matt Climie, Idaho	No	VIC 3 at IDH 1	DSF
Apr. 10, 2009	Barret Ehgoetz, Cincinnati	Curtis Darling, Wheeling	No	WHL 3 at CIN 1	DSF
May 9, 2008	Trent Campbell, South Carolina	Cedrick Desjardins, Cincinnati	Yes	SC 2 at CIN 6	CF
Apr. 27, 2008	Wes Goldie, Victoria	Nathan Lawson, Utah	No	UTA 1 at VIC 6	CSF
Apr. 27, 2008	Tyler Haskins, Utah	Julien Ellis, Victoria	Yes	UTA 1 at VIC 6	CSF
Apr. 14, 2008	Tyler Haskins, Utah	Jake Moreland, Fresno	No	UTA 4 at FRE 3 (OT)	CQF
Apr. 16, 2008	Darryl Lloyd, Victoria	Yutaka Fukufuji, Bakersfield	No	VIC 4 at BAK 1	CQF
Apr. 13, 2008	Andy Contois, Mississippi	Anton Khudobin, Texas	No	TEX 5 at MIS 3	DQF
Apr. 13, 2008	Brady Leisenring, Fresno	Nathan Lawson, Utah	No	UTA 6 at FRE 1	CQF
Apr. 10, 2008	John McNabb, Texas	Ryan Munce, Mississippi	Yes	MIS 2 at TEX 5	DQF
May 15, 2007	Julian Talbot, Alaska	Steve Silverthorn, Idaho	No	AK 2 at IDH 3	CF
May 4, 2007	Colin Nicholson, Texas	Craig Kowalski, Florida	No	TEX 3 at FLA 4	DSF
May 4, 2007	David Brine, Florida	Matt Yeats, Texas	No	TEX 3 at FLA 4	DSF
May 14, 2006	Jeff Campbell, Gwinnett	Drew MacIntyre, Toledo	Yes	GWT 4 at TOL 2	CF
May 1, 2006	Milan Gajic, Gwinnett	Phil Osaer, Florida	Yes	GWT 7 at FLA 4	DF
Apr. 28, 2006	Matt York, Gwinnett	Kevin Nastiuk, Florida	No	FLA 7 at GWT 3	DF
Apr. 19, 2006	Cam Paddock, Wheeling	Bryan Bridges, Reading	No	WHL 5 at REA 4	DSF
Apr. 15, 2006	Ryan Finnerty, South Carolina	Adam Berkhoel, Gwinnett	Yes	GWT 5 at SC 3	DSF
May 21, 2005	Scott Bertoli, Trenton	Craig Kowalski, Florida	No	TRE 2 at FLA 1	KCF
Apr. 27, 2005	Dusty Jamieson, Charlotte	Sean Fields, Gwinnett	No	CHR 4 at GWT 1	CSF
Apr. 16, 2005	Joe Talbot, Alaska	Davis Parley, Bakersfield	No	BAK 4 at AK 3 (OT)	DSF
Apr. 15, 2002	Ben Stafford, Trenton	Scott Stirling, Atlantic City	No	ATC 3 at TRE 0	CSF
Apr. 5, 1997	Hugo P. Belanger, Pensacola	Sonny Mignacca, Tallahassee	Yes	TAL 3 at PEN 4 (OT)	1st
Apr. 4, 1997	Glen Metropolit, Pensacola	Sonny Mignacca, Tallahassee	Yes	PEN 4 at TAL 0	1st
Apr. 19, 1996	Chris Bergeron, Toledo	Brian Renfrew, Jacksonville	Yes	JAX 3 at TOL 4 (OT)	SF
Apr. 12, 1996	Dmitri Pankov, Richmond	Brian Renfrew, Jacksonville	No	RMD 2 at JAX 4	SF
Apr. 12, 1996	Derek DeCosty, Wheeling	Mark Richards, Tallahassee	No	TAL 4 at WHL 5	2nd

Overtime Records of Current Teams

	Total		Home			Road		
Team	**W**	**L**	**W**	**L**	**Last OT Game**	**W**	**L**	**Last OT Game**
Adirondack	7	4	2	1	May 2, 2026 vs. Maine	5	3	May 5, 2026 at Maine
Allen	10	4	3	1	June 19, 2021 vs. Fort Wayne	7	3	April 26, 2026 at Idaho
Atlanta	7	14	4	6	April 20, 2018 vs. Florida	3	8	May 1, 2026 at South Carolina
Bloomington	0	0						
Cincinnati	20	17	12	6	April 21, 2023 vs. Fort Wayne	8	11	April 22, 2022 at Toledo
Florida	43	23	23	12	June 12, 2026 vs. Kansas City	20	11	June 15, 2026 at Kansas City
Fort Wayne	16	17	11	6	May 7, 2025 vs. Toledo	5	11	June 2, 2026 at Kansas City
Greensboro	0	0						
Greenville	8	10	6	5	April 21, 2024 vs. Orlando	1	5	April 28, 2024 at Orlando
Idaho	27	18	10	10	April 26, 2026 vs. Allen	17	8	April 29, 2023 at Utah
Indy	0	3	0	1	April 19, 2018 vs. Toledo	0	2	April 22, 2024 at Wheeling
Jacksonville	4	7	2	4	April 24, 2025 vs, Florida	2	2	April 19, 2025 at Florida
Kalamazoo	2	6	1	1	April 29, 2011 vs. Wheeling	1	5	April 19, 2024 at Toledo
Kansas City	5	6	4	2	June 15, 2026 vs. Florida	1	4	June 12, 2026 at Florida
Maine	3	4	3	1	May 12, 2026 vs. Wheeling	0	3	May 17, 2026 at Wheeling
New Mexico	0	0						
Norfolk	12	13	5	6	May 11, 2025 vs. Trois-Rivières	7	7	April 25, 1998 at Wheeling
Orlando	9	8	5	5	April 24, 2025 vs. South Carolina	4	3	April 19, 2025 at South Carolina
Rapid City	2	1	1	1	May 10, 2022 vs. Utah	1	0	April 21, 2015 at Quad City
Reading	13	18	8	7	May 2, 2026 vs. Wheeling	5	11	April 24, 2023 at Maine
Savannah	0	0						
South Carolina	28	38	16	24	May 1, 2026 vs. Atlanta	12	14	April 24, 2025 at Orlando
Tahoe	1	1	1	0	April 23, 2025 vs. Wichita	0	1	April 25, 2026 vs. Kansas City
Toledo	27	25	18	7	May 15, 2026 vs. Fort Wayne	9	18	May 7, 2025 at Fort Wayne
Trenton	0	0						
Trois-Rivières	2	0	0	0		2	0	May 11, 2025 at Norfolk
Tulsa	2	2	2	0	May 17, 2019 vs. Toledo	0	2	April 19, 2025 at Kansas City
Wheeling	21	19	9	6	May 29, 2026 vs. Florida	12	13	May 12, 2026 at Maine
Wichita	1	3	0	1	April 15, 2018 vs. Colorado	1	2	April 23, 2025 at Tahoe
Worcester	0	0	0	0		0	0	

2026 KELLY CUP PLAYOFFS RESULTS

NORTH DIVISION SEMIFINALS

Wheeling vs. Reading (Wheeling wins series 4 games to 1)

Date	Teams	Attendance	Game-Winning Goal
April 24	Reading 0 at Wheeling 4	2,305	Zack Urdahl
April 25	Reading 1 at Wheeling 5	2,684	Ryan McAllister
April 29	Wheeling 2 at Reading 0	1,964	Ryan McAllister
May 1	Wheeling 2 at Reading 3 (OT)	2,430	Connor Kurth
May 2	Wheeling 1 at Reading 0 (2 OT)	2,069	Nolan Renwick
		11,452	

Maine vs. Adirondack (Maine wins series 4 games to 3)

Date	Teams	Attendance	Game-Winning Goal
April 24	Adirondack 1 at Maine 2 (OT)	5,012	Max Andreev
April 25	Adirondack 3 at Maine 2	5,499	Matt Salhany
April 29	Maine 5 at Adirondack 2	4,057	Loke Johansson
May 1	Maine 5 at Adirondack 4	4,867	Jacob Perreault
May 2	Maine 2 at Adirondack 3 (OT)	4,048	Justin Taylor
May 5	Adirondack 2 at Maine 1 (OT)	3,430	Jeremy Hanzel
May 6	Adirondack 1 at Maine 3	3,274	Nick Anderson
		30,187	

SOUTH DIVISION SEMIFINALS

Florida vs. Savannah (Florida wins series 4 games to 0)

Date	Teams	Attendance	Game-Winning Goal
April 24	Savannah 0 at Florida 2	5,061	Tarun Fizer
April 25	Savannah 1 at Florida 4	5,863	Jesse Lansdell
April 29	Florida 3 at Savannah 1	7,485	Carson Gicewicz
May 1	Florida 5 at Savannah 2	7,485	Jordan Sambrook
		25,894	

South Carolina vs. Atlanta (South Carolina wins series 4 games to 2)

Date	Teams	Attendance	Game-Winning Goal
April 24	Atlanta 2 at South Carolina 3	4,182	D.J. King
April 25	Atlanta 4 at South Carolina 3	5,007	Adam Eisele
April 27	South Carolina 4 at Atlanta 0	4,016	Dean Loukos
April 28	South Carolina 4 at Atlanta 3	3,367	Romain Rodzinski
May 1	Atlanta 3 at South Carolina 2 (2 OT)	5,355	Joey Cipollone
May 4	South Carolina 3 at Atlanta 1	3,513	Romain Rodzinski
		25,440	

CENTRAL DIVISION SEMIFINALS

Fort Wayne vs. Indy (Fort Wayne wins series 4 games to 0)

Date	Teams	Attendance	Game-Winning Goal
April 24	Indy 0 at Fort Wayne 3	6,171	Brady Stonehouse
April 25	Indy 1 at Fort Wayne 5	6,925	Matthew Brown
April 28	Fort Wayne 4 at Indy 6	2,843	Jordan Martin
April 29	Fort Wayne 3 at Indy 2	2,804	Reid Pabich
May 3	Indy 0 at Fort Wayne 4	6,383	Logan Nelson
		25,126	

Toledo vs. Bloomington (Toledo wins seriers 4 games to 2)

Date	Teams	Attendance	Game-Winning Goal
April 23	Bloomington 1 at Toledo 4	7,485	Michael Milne
April 25	Bloomington 3 at Toledo 4	8,300	Sam Craggs
April 27	Toledo 6 at Bloomington 3	1,919	Nick Andrews
April 29	Toledo 3 at Bloomington 5	2,023	Chongmin Lee
April 30	Toledo 1 at Bloomingon 2	2,113	Grant Porter
May 3	Bloomington 2 at Toledo 6	8,084	Kyle Gaffney
		29,924	

MOUNTAIN DIVISION SEMIFINALS

Kansas City vs. Tahoe (Kansas City wins series 4 games to 0)

Date	Teams	Attendance	Game-Winning Goal
April 24	Tahoe 1 at Kansas City 4	4,839	Bobo Carpenter
April 25	Tahoe 1 at Kansas City 2 (OT)	5,715	Lucas Sowder
April 29	Kansas City 7 at Tahoe 2	3,267	Nolan Sullivan
April 30	Kansas City 4 at Tahoe 1	3,494	Jackson Berezowski
		17,315	

Allen vs. Idaho (Allen wins series 4 games to 1)

Date	Teams	Attendance	Game-Winning Goal
April 23	Idaho 1 at Allen 5	5,111	Danny Katic
April 24	Idaho 2 at Allen 4	5,466	Colton Hargrove
April 26	Allen 4 at Idaho 3 (OT)	5,158	Colby McAuley
April 27	Allen 1 at Idaho 5	4,406	Brendan Hoffmann
April 28	Allen 6 at Idaho 3	3,620	Mark Duarte
		23,761	

NORTH DIVISION FINALS

Wheeling vs. Maine (Wheeling wins series 4 games to 3)

Date	Teams	Attendance	Game-Winning Goal
May 8	Maine 3 at Wheeling 4 (OT)	2,395	Ryan McAllister
May 9	Maine 1 at Wheeling 4	2,870	Brayden Edwards
May 11	Wheeling 3 at Maine 6	3,141	Brooklyn Kalmikov
May 12	Wheeling 1 at Maine 2 (2 OT)	3,563	Jacob Hudson
May 13	Wheeling 3 at Maine 5	3,328	Brooklyn Kalmikov
May 16	Maine 1 at Wheeling 2 (OT)	2,731	Emil Pieniniemi
May 18	Maine 3 at Wheeling 4	3,210	Zach Urdahl
		21,238	

SOUTH DIVISION FINALS

Florida vs. South Carolina (Florida wins series 4 games to 1)

Date	Teams	Attendance	Game-Winning Goal
May 8	South Carolina 0 at Florida 3	5,208	Anthony Romano
May 9	South Carolina 2 at Florida 6	5,806	Anthony Romano
May 13	Florida 7 at South Carolina 3	3,785	Anthony Romano
May 15	Florida 1 at South Carolina 3	5,150	Connor Moore
May 17	Florida 3 at South Carolina 1	3,666	Kyle Betts
		23,615	

CENTRAL DIVISION FINALS

Fort Wayne vs. Toledo (Fort Wayne wins series 4 games to 2)

Date	Teams	Attendance	Game-Winning Goal
May 10	Toledo 1 at Fort Wayne 4	6,432	Austin Magera
May 12	Fort Wayne 3 at Toledo 0	7,612	William Dufour
May 14	Toledo 2 at Fort Wayne 4	6,007	Blake Murray
May 15	Fort Wayne 2 at Toledo 3 (OT)	8,021	Reilly Funk
May 16	Fort Wayne 1 at Toledo 4	8,004	Jacob Truscott
May 19	Toledo 3 at Fort Wayne 5	5,749	Anthony Petruzzelli
		41,825	

MOUNTAIN DIVISION FINALS

Kansas City vs. Allen (Kansas City wins series 4 games to 0)

Date	Teams	Attendance	Game-Winning Goal
May 9	Allen 1 at Kansas City 2	5,488	Jackson Jutting
May 10	Allen 0 at Kansas City 1	4,546	Jack Randl
May 13	Kansas City 7 at Allen 4	5,704	Luke Loheit
May 16	Kansas City 5 at Allen 3	6,146	Casey Carreau
		21,884	

EASTERN CONFERENCE FINALS

Florida vs. Wheeling (Florida wins series 4 games to 1)

Date	Teams	Attendance	Game-Winning Goal
May 22	Wheeling 1 at Florida 2	5,350	Tarun Fizer
May 23	Wheeling 0 at Florida 1	6,764	Zach Berzolla
May 27	Florida 5 at Wheeling 2	2,830	Carson Gicewicz
May 29	Florida 2 at Wheeling 3 (OT)	3,067	Max Graham
May 30	Florida 6 at Wheeling 1	2,483	Sam Stange
		20,494	

WESTERN CONFERENCE FINALS

Kansas City vs. Fort Wayne (Kansas City wins series 4 games to 2)

Date	Teams	Attendance	Game-Winning Goal
May 22	Fort Wayne 1 at Kansas City 5	5,288	Jakov Novak
May 23	Fort Wayne 4 at Kansas City 3	5,572	Josh Bloom
May 25	Kansas City 6 at Fort Wayne 4	6,299	Jimmy Glynn
May 26	Kansas City 4 at Fort Wayne 2	5,411	Jackson Jutting
May 31	Kansas City 1 at Fort Wayne 4	6,146	Jalen Smereck
June 2	Fort Wayne 3 at Kansas City 4 (OT)	5,234	Jakov Novak
		33,950	

KELLY CUP FINALS

Kansas City vs. Florida (Florida wins series 4 games to 2)

Date	Teams	Attendance	Game-Winning Goal
June 5	Florida 0 at Kansas City 6	5,704	Jakov Novak
June 6	Florida 2 at Kansas City 5	5,768	Marcus Crawford
June 10	Kansas City 1 at Florida 2 (OT)	6,570	Craig Needham
June 12	Kansas City 2 at Florirda 3 (OT)	7,366	Hudson Elynuik
June 13	Kansas City 2 at Florida 5	7,356	Carson Gicewicz
June 15	Florida 5 at Kansas City 4 (2 OT)	5,786	Isaac Nurse
		38,550	

2026 KELLY CUP PLAYOFFS SCORING LEADERS

SCORING	GAMES	GOALS	ASSISTS	POINTS
Austin Magera, Fort Wayne	17	8	14	22
William Dufour, Fort Wayne	17	8	11	19
Anthony Romano, Florida	20	12	5	17
Landon McCallum, Kansas City	20	5	12	17
Hudson Elynuik, Kansas City	17	4	13	17
Bobo Carpenter, Kansas City	20	10	6	16
Jackson Jutting, Kansas City	17	8	8	16
Jacob Hudson, Maine	14	6	10	16
Jack Randl, Kansas City	20	4	12	16
Carson Gicewicz, Florida	20	10	5	15
Matthew Brown, Fort Wayne	15	5	10	15
Kirill Tyutyayev, Fort Wayne	17	4	11	15
Max Andreev, Maine	14	6	8	14
Oliver Chau, Florida	20	6	8	14
Jalen Smereck, Fort Wayne	14	3	11	14
Marcus Crawford, Kansas City	17	2	12	14
Danny Katic, Allen	9	6	7	13
Ryan McAllister, Wheeling	17	4	9	13
Cole Moberg, Florida	20	3	10	13

2026 KELLY CUP PLAYOFFS GOALTENDING LEADERS

LEADING GOALTENDERS	GP	MIN	GAA	W	L	SO	GA	SVS	SV%
Yaniv Perets, Reading	4	271	1.77	1	3	0	8	126	0.940
Cam Johnson, Florida	20	1247	1.88	16	4	3	39	467	0.923
Luke Cavallin, Maine	10	655	2.02	5	5	0	22	267	0.924
Dylan Wells, Kansas City	9	565	2.02	7	2	1	19	228	0.923
Taylor Gauthier, Wheeling	17	1075	2.23	9	8	3	40	474	0.922
Samuel Jonsson, Fort Wayne	10	597	2.31	6	4	2	23	282	0.925
Jack LaFontaine, Kansas City	11	697	2.41	7	4	1	28	271	0.906
Jeremy Brodeur, Adirondack	7	434	2.49	3	4	0	18	226	0.926
Ethan Haider, Atlanta	3	207	2.61	1	2	0	9	82	0.901
Carter Gylander, Toledo	10	600	2.80	6	4	0	28	248	0.899
Garin Bjorklund, South Carolina	9	534	2.81	4	5	1	25	251	0.909
Nathaniel Day, Fort Wayne	7	420	2.86	4	3	1	20	207	0.912
Vinnie Purpura, Savannah	4	230	2.86	0	4	0	11	131	0.923
Jackson Parsons, Allen	5	278	3.02	1	4	0	14	131	0.903
Brad Arvanitis, Maine	4	246	3.17	2	2	0	13	107	0.892
Jack Barczewski, Idaho	5	300	3.20	1	4	0	16	140	0.897
Dryden McKay, Bloomington	6	288	3.34	2	4	0	16	151	0.904

2026 KELLY CUP PLAYOFFS LEADERS

GOALS	GOALS
Anthony Romano, Florida	12
Bobo Carpenter, Kansas City	10
Carson Gicewicz, Florida	10

ASSISTS	ASSISTS
Ausin Magera, Fort Wayne	14
Hudson Elynuik, Florida	13

POWER-PLAY GOALS	PPG
Ty Pelton-Byce, Idaho	4
William Dufour, Fort Wayne	4
Landon McCallum Kansas City	4

SHORTHANDED GOALS	SHG
Zach Urdahl, Wheeling	2
Carson Gicewicz, Florida	2

SHOTS	SHOTS
Anthony Romano, Florida	64
William Dufour, Fort Wayne	62
Bobo Carpenter, Kansas City	62
David Breazeale, Wheeling	52

SHOOTING PERCENTAGE	PCT
Jesse Lansdell, Florida	0.500
Sloan Stanick, Tahoe	0.400
Shane Ott, Bloomington	0.333
Deni Goure, Bloomington	0.333

PENALTY MINUTES	MIN
Jesse Lansdell, Florida	87
Hudson Wilson, Kansas City	57
Max Graham, Wheeling	42
Luke Loheit, Kansas City	35

MINOR PENALTIES	MIN
Jesse Lansdell, Florida	16
Brayden Edwards, Wheeling	12
Matthew Quercia, Wheeling	12

GAME-WINNING GOALS	GWG
Jakov Novak, Kansas City	3
Ryan McAllister, Wheeling	3
Carson Gicewicz, Florida	3
Anthony Romano, Florida	3

PLUS-MINUS	+/-
Connor Doherty, Florida	+14
Austin Magera, Fort Wayne	+13
Jake McLaughlin, Kansas City	+13
Jack Randl, Kansas City	+13

WINS	WINS
Cam Johnson, Florida	16
Taylor Gauthier, Wheeling	9
Dylan Wells, Kansas City	7
Jack LaFontaine, Kansas City	7

LOSSES	LOSSES
Taylor Gauthier, Wheeling	6

MINUTES	MIN
Cam Johnson, Florida	1247
Taylor Gauthier, Wheeling	1075
Jack LaFontaine, Kansas City	697

SAVES	SVS
Taylor Gauthier, Wheeling	474
Cam Johnson, Florida	467
Samuel Jonsson, Fort Wayne	282

SHUTOUTS	SHO
Taylor Gauthier, Wheeling	3
Cam Johnson, Florida	3

SAVE PERCENTAGE	PCT
Yaniv Perets, Reading	0.940
Jeremy Brodeur, Adirondack	0.926
Samuel Jonsson, Fort Wayne	0.924

2025 KELLY CUP PLAYOFFS RESULTS

NORTH DIVISION SEMIFINALS
Trois-Rivières defeated Reading, 4 games to 0
Norfolk defeated Wheeling, 4 games to 1

CENTRAL DIVISION SEMIFINALS
Toledo defeated Indy, 4 games to 0
Fort Wayne defeated Iowa, 4 games to 3

SOUTH DIVISION SEMIFINALS
Orlando defeated South Carolina, 4 games to 1
Florida defeated Jacksonville, 4 games to 0

MOUNTAIN DIVISION SEMIFINALS
Kansas City defeated Tulsa, 4 games to 2
Tahoe defeated Wichita, 4 games to 0

NORTH DIVISION FINALS
Trois-Rivières defeated Norfolk, 4 games to 2

CENTRAL DIVISION FINALS
Toledo defeated Fort Wayne, 4 games to 2

SOUTH DIVISION FINALS
Florida defeated Orlando, 4 games to 1

MOUNTAIN DIVISION FINALS
Kansas City defeated Tahoe, 4 games to 0

EASTERN CONFERENCE FINALS
Trois-Rivières defeated Florida, 4 games to 2

WESTERN CONFERENCE FINALS
Toledo defeated Kansas City, 4 games to 1

KELLY CUP FINALS

Game 1 - Trois-Rivières 1 at Toledo 3
Game 2 - Trois-Rivières 5 at Toledo 1
Game 3 - Toledo 2 at Trois-Rivières 3
Game 4 - Toledo 1 at Trois-Rivières 3
Game 5 - Toledo 1 at Trois-Rivières 4

Trois-Rivières wins Kelly Cup Finals 4 games to 1

LEADING SCORERS	GP	G	A	PTS
Brandon Hawkins, Toledo	20	6	18	24
Trenton Bliss, Toledo	19	9	13	22
Xavier Cormier, Trois-Rivières	21	2	17	19
Alex Beaucage, Trois-Rivières	21	10	8	18
Anthony Beaurergard, Trois-Rivières	21	10	8	18
Jack Dugan, Fort Wayne	13	5	10	15
Jalen Smereck, Fort Wayne	20	3	11	14
Mitch Lewandowski, Toledo	17	5	8	13
Nicolas Guay, Trois-Rivières	21	5	8	13
Chris Jandric, Trois-Rivières	21	4	9	13

LEADING GOALIES	GP	MIN	GAA	W	L	SO	GA	SA	SV%
Luke Cavallin, Trois-Rivières	20	1218	1.53	15	5	3	31	593	0.948
Thomas Milic, Norfolk	9	558	1.61	5	4	3	15	271	0.945
Cam Johnson, Florida	15	924	1.75	10	5	2	27	344	0.922
Jack LaFontaine, Kansas City	15	904	1.93	9	6	4	29	444	0.935
Ryan Fanti, Orlando	4	202	2.08	1	2	0	7	107	0.935
Matt Vernon, Jacksonville	2	139	2.15	0	2	0	5	81	0.938
Nathaniel Day, Fort Wayne	5	304	2.17	2	2	0	11	128	0.914
Seth Eisele, South Carolina	2	128	2.35	1	1	0	5	70	0.929

2024 KELLY CUP PLAYOFFS RESULTS

NORTH DIVISION SEMIFINALS
Adirondack defeated Maine, 4 games to 3
Norfolk defeated Trois-Rivières, 4 games to 2

CENTRAL DIVISION SEMIFINALS
Toledo defeated Kalamazoo, 4 games to 0
Wheeling defeated Indy, 4 games to 1

SOUTH DIVISION SEMIFINALS
Orlando defeated Greenville, 4 games to 2
Florida defeated Jacksonville, 4 games to 3

MOUNTAIN DIVISION SEMIFINALS
Kansas City defeated Tulsa, 4 games to 0
Idaho defeated Allen, 4 games to 1

NORTH DIVISION FINALS
Adirondack defeated Norfolk, 4 games to 2

CENTRAL DIVISION FINALS
Toledo defeated Wheeling, 4 games to 0

SOUTH DIVISION FINALS
Florida defeated Orlando, 4 games to 1

MOUNTAIN DIVISION FINALS
Kansas City defeated Idaho, 4 games to 1

EASTERN CONFERENCE FINALS
Florida defeated Adirondack, 4 games to 2

WESTERN CONFERENCE FINALS
Kansas City defeated Toledo, 4 games to 2

KELLY CUP FINALS

Game 1 - Florida 8 at Kansas City 1
Game 2 - Florida 1 at Kansas City 5
Game 3 - Kansas City 3 at Florida 6
Game 4 - Kansas City 1 at Florida 4
Game 5 - Kansas City 3 at Florida 4 (OT)

Florida wins Kelly Cup Finals 4 games to 1

LEADING SCORERS	GP	G	A	PTS
Bobo Carpenter, Florida	23	12	11	23
Oliver Chau, Florida	23	9	14	23
Jeremy McKenna, Kansas City	20	10	11	21
Riley Sawchuk, Toledo	14	10	8	18
Josh Ho-Sang, Florida	22	1	17	18
David Cotton, Kansas City	19	9	7	16
Tristan Ashbrook, Adirondack	19	8	8	16
Brandon Hawkins, Toledo	14	7	9	16
Patrick Curry, Kansas City	20	7	9	16
Ty Pelton-Byce, Idaho	10	5	11	16
Jacob Hayhurst, Kansas City	18	5	11	16

LEADING GOALIES	GP	MIN	GAA	W	L	SO	GA	SA	SV%
Brad Arvanitis, Maine	6	335	1.69	3	3	0	10	154	0.939
Isaac Poulter, Adirondack	15	871	1.86	7	8	4	27	417	0.939
Cam Johnson, Florida	23	1401	1.88	16	7	3	44	601	0.932
Matt Vernon, Jacksonville	7	427	2.10	3	4	1	15	194	0.928
Jack LaFontaine, Kansas City	12	702	2.22	7	4	0	26	392	0.938
Jan Bednar, Toledo	5	304	2.37	4	1	0	12	132	0.917
John Lethemon, Toledo	9	561	2.46	6	3	0	23	204	0.899
Jeremy Brodeur, Adirondack	6	268	2.47	3	1	0	11	121	0.917

2023 KELLY CUP PLAYOFFS RESULTS

NORTH DIVISION SEMIFINALS
Newfoundland defeated Adirondack, 4 games to 1
Reading defeated Maine, 4 games to 2

CENTRAL DIVISION SEMIFINALS
Cincinnati defeated Fort Wayne, 4 games to 3
Toledo defeated Indy, 4 games to 0

SOUTH DIVISION SEMIFINALS
Florida defeated South Carolina, 4 games to 2
Jacksonville defeated Greenville, 4 games to 2

MOUNTAIN DIVISION SEMIFINALS
Idaho defeated Utah, 4 games to 2
Allen defeated Kansas City, 4 games to 2

NORTH DIVISION FINALS
Newfoundland defeated Reading, 4 games to 1

CENTRAL DIVISION FINALS
Toledo defeated Cincinnati, 4 games to 0

SOUTH DIVISION FINALS
Florida defeated Jacksonville, 4 games to 2

MOUNTAIN DIVISION FINALS
Idaho defeated Allen, 4 games to 1

EASTERN CONFERENCE FINALS
Florida defeated Newfoundland, 4 games to 2

WESTERN CONFERENCE FINALS
Idaho defeated Toledo, 4 games to 1

KELLY CUP FINALS

Game 1 - Florida 3 at Idaho 2 (OT)
Game 2 - Florida 5 at Idaho 3
Game 3 - Idaho 0 at Florida 3
Game 4 - Idaho 3 at Florida 4

Florida wins Kelly Cup Finals 4 games to 0

LEADING SCORERS	GP	G	A	PTS
Wade Murphy, Idaho	20	12	8	20
Sean Josling, Florida	22	10	10	20
Owen Headrick, Idaho	20	3	16	19
Ryan Dmowski, Idaho	19	11	7	18
Gordie Green, Toledo	13	9	9	18
Ty Pelton-Byce, Idaho	20	9	8	17
Brandon Hawkins, Toledo	13	8	9	17
Pavel Gogolev, Newfoundland	16	8	9	17
Oliver Chau, Florida	19	7	10	17
John McCarron, Florida	22	6	11	17

LEADING GOALIES	GP	MIN	GAA	W	L	SO	GA	SA	SV%
Ryan Fanti, Fort Wayne	6	355	1.35	3	3	2	8	196	0.959
Cam Johnson, Florida	22	1427	2.10	16	6	4	50	640	0.922
Clay Stevenson, South Carolina	5	312	2.121	2	3	1	11	148	0.926
Shane Starrett, Kansas City	6	360	2.16	2	4	0	13	189	0.930
Sebastian Cossa, Toledo	7	389	2.32	5	2	0	15	180	0.917
Luke Cavallin, Newfoundland	6	356	2.36	2	3	0	14	187	0.925
Adam Scheel, Idaho	18	1086	2.60	12	6	3	47	541	0.913
Dryden McKay, Newfoundland	12	683	2.72	8	3	2	31	313	0.901

2022 KELLY CUP PLAYOFFS RESULTS

NORTH DIVISION SEMIFINALS
Reading defeated Maine, 4 games to 2
Newfoundland defeated Trois-Rivières, 4 games to 3

CENTRAL DIVISION SEMIFINALS
Toledo defeated Cincinnati, 4 games to 3
Wheeling defeated Fort Wayne, 4 games to 3

SOUTH DIVISION SEMIFINALS
Florida defeated Greenville 4 games to 2
Jacksonville defeated Atlanta, 4 games to 0

MOUNTAIN DIVISION SEMIFINALS
Utah defeated Tulsa, 4 games to 3
Rapid City defeated Allen, 4 games to 1

NORTH DIVISION FINALS
Newfoundland defeated Reading, 4 games to 3

CENTRAL DIVISION FINALS
Toledo defeated Wheeling, 4 games to 0

SOUTH DIVISION FINALS
Florida defeated Jacksonville, 4 games to 0

MOUNTAIN DIVISION FINALS
Utah defeated Rapid City, 4 games to 2

EASTERN CONFERENCE FINALS
Florida defeated Newfoundland, 4 games to 1

WESTERN CONFERENCE FINALS
Toledo defeated Utah, 4 games to 1

KELLY CUP FINALS

Game 1 - Florida 3 at Toledo 2
Game 2 - Florida 3 at Toledo 1
Game 3 - Toledo 4 at Florida 1
Game 4 - Toledo 2 at Florida 3 (OT)
Game 5 - Toledo 2 at Florida 4

Florida wins Kelly Cup Finals 4 games to 1

LEADING SCORERS	GP	G	A	PTS
Brandon Hawkins, Toledo	21	15	18	33
Charle-Edouard D'Astous, Utah	18	19	11	30
Benjamin Tardif, Utah	18	5	25	30
T.J. Hensick, Toledo	21	10	18	28
Tyler Boland, Newfoundland	19	16	6	25
Ben Finkelstein, Newfoundland	18	5	20	25
Trey Bradley, Utah	18	6	13	19
Zach Solow, Florida	13	4	14	18
Noel Hoefenmayer, Newfoundland	19	4	14	18
John Albert, Toledo	21	10	7	17

LEADING GOALIES	GP	MIN	GAA	W	L	SO	GA	SA	S%
Charles Williams, Jacksonville	4	227	1.32	1	1	0	5	105	0.952
Cam Johnson, Florida	18	1134	1.90	15	3	4	36	522	0.931
Francois Brassard, Jacksonville	6	262	2.29	3	3	1	10	137	0.927
Callum Booth, Maine	4	200	2.40	1	3	1	8	108	0.926
Samuel Harvey, Fort Wayne	7	438	2.46	3	4	0	18	208	0.913
Billy Christopoulos, Toledo	21	1305	2.48	13	8	1	54	626	0.914
Michael Houser, Cincinnati	5	324	2.59	2	3	1	14	194	0.928

2021 KELLY CUP PLAYOFFS RESULTS

EASTERN CONFERENCE SEMIFINALS
South Carolina defeated Florida, 3 games to 2
Greenville defeated Indy, 3 games to 1

WESTERN CONFERENCE SEMIFINALS
Allen defeated Utah, 3 games to 0
Fort Wayne defeated Wichita, 3 games to 2

EASTERN CONFERENCE FINALS
South Carolina defeated Greenville, 3 games to 1

WESTERN CONFERENCE FINALS
Fort Wayne defeated Allen, 3 games to 1

KELLY CUP FINALS

Game 1 - Fort Wayne 7 at South Carolina 2
Game 2 - Fort Waye 2 at South Carolina 4
Game 3 - South Carolina 4 at Fort Wayne 6
Game 4 - South Carolina 1 at Fort Wayne 2

Fort Wayne wins Kelly Cup Finals 3 games to 1

LEADING SCORERS	GP	G	A	PTS
Anthony Nellis, Fort Wayne	13	8	5	13
Stephen Harper, Fort Wayne	12	6	7	13
Cole Ully, South Carolina	13	4	8	12
Matthew Weis, South Carolina	13	3	9	12
Brandon Hawkins, Fort Wayne	13	6	5	11
Alan Lyszczarczyk, Fort Wayne	11	3	8	11
Shawn Szydlowsli, Fort Wayne	9	2	9	11
Dan DeSalvo, South Carolina	13	5	5	10
A.J. Jenks, Fort Wayne	13	4	6	10
Max Novak, South Carolina	13	4	6	10

LEADING GOALIES	GP	MIN	GAA	W	L	SO	GA	SA	S%
John Lethemon, Greenville	4	201	1.79	2	1		6	102	0.941
Billy Christopoulos, Indy	3	175	2.39	1	2		7	81	0.914
Ryan Bednard, Greenville	5	271	2.44	2	3		11	154	0.929
Jake Paterson, Allen	3	210	2.56	2	1		9	101	0.911
C.J. Motte, Allen	4	241	2.74	2	2		11	119	0.908
Evan Buitenhuis, Wichita	5	301	2.79	2	3		14	152	0.908
Parker Gahagen, Utah	3	204	2.93	0	3		10	91	0.890

2019 KELLY CUP PLAYOFFS RESULTS

NORTH DIVISION SEMIFINALS
Newfoundland defeated Brampton, 4 games to 2
Manchester defeated Adirondack, 4 games to 1

CENTRAL DIVISION SEMIFINALS
Cincinnati defeated Kalamazoo, 4 games to 2
Toledo defeated Fort Wayne, 4 games to 2

SOUTH DIVISION SEMIFINALS
Florida defeated Jacksonville, 4 games to 2
Orlando defeated South Carolina, 4 games to 1

MOUNTAIN DIVISION SEMIFINALS
Tulsa defeated Kansas City, 4 games to 3
Idaho defeated Utah, 4 games to 1

NORTH DIVISION FINALS
Newfoundland defeated Manchester, 4 games to 2

CENTRAL DIVISION FINALS
Toledo defeated Cincinnati, 4 games to 1

SOUTH DIVISION FINALS
Florida defeated Orlando, 4 games to 1

MOUNTAIN DIVISION FINALS
Tulsa defeated Idaho, 4 games to 2

EASTERN CONFERENCE FINALS
Newfoundland defeated Florida, 4 games to 1

WESTERN CONFERENCE FINALS
Toledo defeated Tulsa, 4 games to 3

KELLY CUP FINALS

Game 1 - Toledo 3 at Newfoundland 4 (OT)
Game 2 - Toledo 1 at Newfoundland 2 (OT)
Game 3 - Newfoundland 1 at Toledo 4
Game 4 - Newfoundland 4 at Toledo 2
Game 5 - Newfoundland 2 at Toledo 3
Game 6 - Toledo 3 at Newfoundland 4

Newfoundland wins Kelly Cup Finals 4 games to 2

LEADING SCORERS	GP	G	A	PTS
Zach O'Brien, Newfoundland	23	16	13	29
Stephen Perfetto, Tulsa	20	9	17	26
Alex Dostie, Tulsa	20	14	10	24
Giorgio Estephan, Newfoundland	23	9	15	24
Brady Ferguson, Newfoundand	23	7	17	24
Adam Pleskach, Tulsa	20	12	11	23
Greg Wolfe, Toledo	24	10	11	21
Shane Berschbach, Toledo	24	9	12	21
Matt Register, Toledo	24	4	15	19

LEADING GOALIES	GP	MIN	GAA	W	L	SO	GA	SA	S%
Connor Ingram, Orlando	10	681	1.94	5	5	0	22	338	0.935
Pat Nagle, Toledo	24	1481	2.03	14	10	1	50	729	0.931
Etienne Marcoux, Brampton	6	383	2.04	2	4	0	13	234	0.944
Callum Booth, Florida	12	745	2.17	7	5	1	27	333	0.925
Michael Garteig, Newfoundland	23	1423	2.19	16	7	3	52	674	0.928
Jake Hildebrand, Kalamazoo	5	273	2.20	2	2	1	10	115	0.913
Jeremy Helvig, Florida	5	263	2.28	2	2	0	10	82	0.878

2018 KELLY CUP PLAYOFFS RESULTS

NORTH DIVISION SEMIFINALS
Adirondack defeated Worcester, 4 games to 2
Manchester defeated Reading, 4 games to 0

CENTRAL DIVISION SEMIFINALS
Toledo defeated Indy, 4 games to 0
Fort Wayne defeated Cincinnati, 4 games to 1

SOUTH DIVISION SEMIFINALS
Florida defeated Atlanta, 4 games to 0
Orlando defeated South Carolina, 4 games to 0

MOUNTAIN DIVISION SEMIFINALS
Colorado defeated Wichita, 4 games to 2
Idaho defeated Allen, 4 games to 3

NORTH DIVISION FINALS
Adirondack defeated Manchester, 4 games to 2

CENTRAL DIVISION FINALS
Fort Wayne defeated Toledo, 4 games to 2

SOUTH DIVISION FINALS
Florida defeated Orlando, 4 games to 1

MOUNTAIN DIVISION FINALS
Colorado defeated Idaho, 4 games to 0

EASTERN CONFERENCE FINALS
Florida defeated Adirondack, 4 games to 1

WESTERN CONFERENCE FINALS
Colorado defeated Fort Wayne, 4 games to 3

KELLY CUP FINALS

Game 1 - Florida 1 at Colorado 3
Game 2 - Florida 4 at Colorado 3
Game 3 - Colorado 5 at Florida 4 (OT)
Game 4 - Colorado 6 at Florida 7 (OT)
Game 5 - Colorado 0 at Florida 5
Game 6 - Florida 2 at Colorado 4
Game 7 - Colorado 3 at Florida 2

Colorado wins Kelly Cup Finals 4 games to 3

LEADING SCORERS	GP	G	A	PTS
Michael Joly, Colorado	24	13	16	29
Michael Kirkpatrick, Florida	18	11	11	22
Mitchell Heard, Florida	20	9	13	22
John McCarron, Florida	21	10	10	20
Gabriel Desjardins, Fort Wayne	18	9	11	20
Matt Register, Colorado	24	3	17	20
J.C. Beaudin, Colorado	22	10	8	18
Ryan Schmelzer, Adirondack	17	9	8	17
Shawn Szydlowski, Fort Wayne	17	4	13	17

LEADING GOALIES	GP	MIN	GAA	W	L	SO	GA	SA	S%
Mackenzie Blackwood, Adirondack	5	240	1.00	3	1	1	4	112	0.964
Parker Milner, South Carolina	4	273	1.54	0	4	0	7	95	0.926
Cal Heeter, Orlando	8	443	1.90	4	3	1	14	255	0.945
Philippe Desrosiers, Idaho	10	571	2.00	4	5	0	19	290	0.934
Eamon McAdam, Worcester	4	209	2.01	1	3	0	7	106	0.934
John Muse, Reading	4	328	2.02	0	4	0	11	200	0.945
Martin Ouellette, Florida	19	1170	231	14	5	1	45	545	0.917

2017 KELLY CUP PLAYOFFS RESULTS

NORTH DIVISION SEMIFINALS
Manchester defeated Adirondack, 4 games to 2
Brampton defeated Reading, 4 games to 2

CENTRAL DIVISION SEMIFINALS
Toledo defeated Kalamazoo, 4 games to 3
Fort Wayne defeated Quad City, 4 games to 1

SOUTH DIVISION SEMIFINALS
Florida defeated Orlando, 4 games to 3
South Carolina defeated Greenville, 4 games to 2

MOUNTAIN DIVISION SEMIFINALS
Allen defeated Utah, 4 games to 1
Colorado defeated Idaho, 4 games to 1

NORTH DIVISION FINALS
Manchester defeated Brampton, 4 games to 2

CENTRAL DIVISION FINALS
Toledo defeated Fort Wayne, 4 games to 1

SOUTH DIVISION FINALS
South Carolina defeated Florida, 4 games to 1

MOUNTAIN DIVISION \INALS
Colorado defeated Allen, 4 games to 2

EASTERN CONFERENCE FINALS
South Carolina defeated Manchester, 4 games to 3

WESTERN CONFERENCE FINALS
Colorado defeated Toledo, 4 games to 1

KELLY CUP FINALS

Game 1 - South Carolina 2 at Colorado 3 (2 OT)
Game 2 - South Carolina 2 at Colorado 3
Game 3 - Colorado 5 at South Carolina 4 (OT)
Game 4 - Colorado 2 at South Carolina 1

Colorado wins Kelly Cup Finals 4 games to 0

LEADING SCORERS	GP	G	A	PTS
Alex Belzile, Colorado	18	14	12	26
Matt Register, Colorado	20	8	16	24
Rob Flick, South Carolina	22	11	11	22
Matt Leitner, Manchester	19	8	14	22
Kyle Bonis, Toledo	17	10	8	18
Tyson Spink, Toledo	17	7	11	18
Domenic Monardo, South Carolina	22	6	12	18
Jake Marto, Colorado	20	5	13	18
Olivier Archambault, South Carolina	22	7	10	17
Kelly Zajac, South Carolina	22	6	11	17
Shane Berschbach, Toledo	17	2	15	17

LEADING GOALIES	GP	MIN	GAA	W	L	SO	GA	SA	S%
Mark Dekanich, Reading	6	406	1.62	2	4	0	11	239	0.954
Alex Nedeljkovic, Florida	7	406	1.92	1	5	0	13	186	0.930
Zachary Fucale, Brampton	11	704	2.13	6	5	0	25	365	0.932
Ryan Massa, Orlando	4	252	2.14	3	1	0	9	153	0.941
Parker Milner, South Carolina	22	1409	2.30	12	10	3	54	665	0.919
Sam Brittain, Manchester	19	1132	2.33	11	8	1	44	584	0.925
Lukas Hafner, Colorado	16	1037	2.43	14	2	0	42	433	0.903

2016 KELLY CUP PLAYOFFS RESULTS

EASTERN CONFERENCE QUARTERFINALS

Reading defeated Toledo, 4 games to 3
South Carolina defeated Kalamazoo, 4 games to 1
Adirondack defeated Manchester, 4 games to 1
Wheeling defeated Florida, 4 games to 2

WESTERN CONFERENCE QUARTERFINALS

Missouri defeated Quad City, 4 games to 0
Fort Wayne defeated Cincinnati, 4 games to 3
Utah defeated Colorado, 4 games to 2
Allen defeated Idaho, 4 games to 3

EASTERN CONFERENCE SEMIFINALS

South Carolina defeated Adirondack, 4 games to 3
Wheeling defeated Reading, 4 games to 3

WESTERN CONFERENCE SEMIFINALS

Allen defeated Missouri, 4 games to 2
Fort Wayne defeated Utah, 4 games to 0

EASTERN CONFERENCE FINALS

Wheeling defeated South Carolina, 4 games to 3

WESTERN CONFERENCE FINALS

Allen defeated Fort Wayne, 4 games to 1

KELLY CUP FINALS

Game 1 - Wheeling 3 at Allen 5
Game 2 - Wheeling 7 at Allen 6
Game 3 - Allen 2 at Wheeling 3
Game 4 - Allen 4 at Wheeling 2
Game 5 - Allen 3 at Wheeling 2 (OT)
Game 6 - Wheeling 2 at Allen 4

Allen wins Kelly Cup Finals 4 games to 2

LEADING SCORERS	GP	G	A	PTS
Chad Costello, Allen	24	7	29	36
Riley Brace, Wheeling	26	5	22	27
Greger Hanson, Allen	25	15	8	23
John McCarron, Wheeling	25	11	12	23
Mathew Maione, Wheeling	26	6	17	23
Cody Wydo, Wheeling	26	12	9	21
Eric Roy, Allen	23	5	16	21
David Makowski, Allen	18	5	15	20
Shawn Szydlowski, Fort Wayne	16	10	9	19
Austin Fyten, South Carolina	19	8	11	19

LEADING GOALIES	GP	MIN	GAA	W	L	SO	GA	SA	S%
Mark Dekanich, South Carolina	10	603	1.69	5	4	2	17	219	0.922
Josh Robinson, Missouri	7	416	2.16	4	3	0	15	202	0.926
Ken Appleby, Adirondack	12	754	2.31	7	5	1	29	363	0.920
Vitek Vanecek, South Carolina	11	624	2.31	6	4	1	24	278	0.914
Riley Gill, Allen	19	997	2.35	12	5	1	39	508	0.923
Pat Nagle, Fort Wayne	16	986	2.37	9	6	2	39	413	0.906
Franky Palazzese, Wheeling	12	702	2.39	5	5	0	28	297	0.906

2015 KELLY CUP PLAYOFFS RESULTS

NORTH DIVISION SEMIFINALS
Toledo defeated Wheeling 4 games to 3
Fort Wayne defeated Kalamazoo 4 games to 1

CENTRAL DIVISION SEMIFINALS
Allen defeated Tulsa 4 games to 1
Rapid City defeated Quad City 4 games to 3

EAST DIVISION SEMIFINALS
Florida defeated Orlando 4 games to 2
South Carolina defeated Reading 4 games to 3

PACIFIC DIVISION SEMIFINALS
Utah defeated Idaho 4 games to 2
Ontario defeated Colorado 4 games to 3

NORTH DIVISION FINALS
Toledo defeated Fort Wayne 4 games to 3

CENTRAL DIVISION FINALS
Allen defeated Rapid City 4 games to 2

EAST DIVISION FINALS
South Carolina defeated Florida 4 games to 2

PACIFIC DIVISION FINALS
Ontario defeated Utah 4 games to 1

EASTERN CONFERENCE FINALS
South Carolina defeated Toledo 4 games to 3

WESTERN CONFERENCE FINALS
Allen defeated Ontario 4 games to 3

KELLY CUP FINALS

Game 1 - South Carolina 4 at Allen 3
Game 2 - South Carolina 2 at Allen 5
Game 3 - South Carolina 4 at Allen 1
Game 4 - Allen 3 at South Carolina 2 (2 OT)
Game 5 - Allen 3 at South Carolina 2 (OT)
Game 6 - Allen 1 at South Carolina 4
Game 7 - South Carolina 1 at Allen 6

Allen wins Kelly Cup Finals 4 games to 3

LEADING SCORERS	GP	G	A	PTS
Wayne Simpson, South Carolina	27	13	25	38
Andrew Rowe, South Carolina	27	15	19	34
Greger Hanson, Allen	25	12	17	29
Derek DeBlois, South Carolina	27	11	18	29
Chad Costello, Allen	25	9	19	28
Shane Berschbach, Toledo	21	8	17	25
Spencer Asuchak, Allen	25	11	10	21
Garry Nunn, Ontario	19	9	12	21
Chris Crane, Allen	25	10	10	20

LEADING GOALIES	GP	MIN	GAA	W	L	SO	GA	SA	S%
Evan Mosher, Quad City	4	200	1.80	3	1	1	6	93	0.935
Parker Milner, Quad City	4	222	1.89	0	3	0	7	94	0.926
Pat Nagle, Fort Wayne	5	334	2.15	3	2	0	12	138	0.913
Jeff Lerg, Toledo	15	956	2.20	7	8	0	35	463	0.924
Jussi Olkinuora, Ontario	12	624	2.31	7	4	0	24	259	0.907
Joe Cannata, Ontario	9	515	2.33	4	4	2	20	208	0.904
Riley Gill, Allen	21	1168	2.41	13	7	0	47	494	0.905

2014 KELLY CUP PLAYOFFS RESULTS

EASTERN CONFERENCE QUARTERFINALS

Fort Wayne defeated Reading 4 games to 1
Greenville defeated Kalamazoo 4 games to 2
Wheeling defeated South Carolina 4 games to 0
Cincinnati defeated Orlando 4 games to 2

EASTERN CONFERENCE SEMIFINALS

Cincinnati defeated Fort Wayne 4 games to 2
Greenville defeated Wheeling 4 games to 2

EASTERN CONFERENCE FINALS

Cincinnati defeated Greenville 4 games to 2

WESTERN CONFERENCE QUARTERFINALS

Alaska defeated Las Vegas 4 games to 0
Stockton defeated Ontario 4 games to 0
Bakersfield defeated Utah 4 games to 1
Idaho defeated Colorado 4 games to 2

WESTERN CONFERENCE SEMIFINALS

Alaska defeated Idaho 4 games to 1
Bakersfield defeated Stockton 4 games to 1

WESTERN CONFERENCE FINALS

Alaska defeated Bakersfield 4 games to 2

KELLY CUP FINALS

Game 1 - Cincinnati 3 at Alaska 5
Game 2 - Cincinnati 2 at Alaska 1
Game 3 - Cincinnati 0 at Alaska 2
Game 4 - Alaska 1 at Cincinnati 3
Game 5 - Alaska 4 at Cincinnati 2
Game 6 - Alaska 4 at Cincinnati 0

Alaska wins Kelly Cup Finals 4 games to 2

LEADING SCORERS	GP	G	A	PTS
Nick Mazzolini, Alaska	21	11	20	31
Byron Froese, Cincinnati	23	8	17	25
Jonathan Hazen, Cincinnati	24	8	11	19
Brendan Connolly, Alaska	19	3	16	19
Andrew Yogan, Greenville	17	7	11	18
Josh Shalla, Cincinnati	23	11	6	17
Andrew Rowe, Greenville	18	4	12	16
Josh Nicholls, Greenville	18	6	9	15
Michael St. Croix, Greenville	18	4	11	15

LEADING GOALIES	GP	MIN	GAA	W	L	SO	GA	SA	S%
Gerald Coleman, Alaska	14	814	1.33	10	4	2	18	313	0.942
Marc Cheverie, Colorado	2	195	1.54	0	2	0	5	97	0.948
Jordan Binnington, Kalamazoo	3	223	1.89	1	2	0	7	130	0.946
Ben Meisner, Fort Wayne	11	722	1.91	6	5	0	23	353	0.935
Aaron Dell, Utah	3	188	1.92	1	2	0	6	88	0.932
Joel Martin, Kalamazoo	3	181	1.99	1	2	0	6	88	0.932

2013 KELLY CUP PLAYOFFS RESULTS

EASTERN CONFERENCE QUARTERFINALS

Reading defeated Greenville 4 games to 1
Cincinnati defeated Toledo 4 games to 2
Gwinnett defeated South Carolina 4 games to 0
Florida defeated Elmira 4 games to 2

EASTERN CONFERENCE SEMIFINALS

Reading defeated Florida 4 games to 3
Cincinnati defeated Gwinnett 4 games to 2

EASTERN CONFERENCE FINALS

Reading defeated Cincinnati 4 games to 1

WESTERN CONFERENCE QUARTERFINALS

Alaska defeated San Francisco 4 games to 1
Ontario defeated Utah 4 games to 0
Idaho defeated Colorado 4 games to 2
Stockton defeated Las Vegas 4 games to 3

WESTERN CONFERENCE SEMIFINALS

Stockton defeated Alaska 4 games to 2
Idaho defeated Ontario 4 games to 2

WESTERN CONFERENCE FINALS

Stockton defeated Idaho 4 games to 1

KELLY CUP FINALS

Game 1 - Stockton 5 at Reading 6 (OT)
Game 2 - Stockton 0 at Reading 4
Game 3 - Reading 3 at Stockton 1
Game 4 - Reading 3 at Stockton 4
Game 5 - Reading 6 at Stockton 0

Reading wins Kelly Cup Finals 4 games to 1

LEADING SCORERS	GP	G	A	PTS
Yannick Tifu, Reading	22	12	13	25
Ryan Hayes, Stockton	23	9	15	24
T.J. Syner, Reading	22	9	12	21
Andrew Clark, Stockton	22	7	14	21
Harrison Reed, Stockton	23	9	11	20
Nikita Kashirsky, Reading	22	5	15	20
Bobby Hughes, Alaska	11	9	8	17
Mike Embach, Cincinnati	17	5	12	17
David Pacan, Cincinnati	17	9	7	16
Adam Brace, Florida	13	6	9	15
Adrian Foster, Idaho	16	5	9	14

LEADING GOALIES	GP	MIN	GAA	W	L	SO	GA	SA	S%
Mark Owuya, Reading	5	299	1.61	3	2	2	8	108	0.926
Riley Gill, Reading	17	1099	1.91	13	4	4	35	502	0.930
Jordan Pearce, Toledo	4	215	1.95	2	1	0	7	109	0.936
Jean-Francois Berube, Ontario	10	608	2.07	6	4	1	21	22	0.914
Louis Domingue, Gwinnett	10	619	2.23	6	4	2	23	310	0.926
Michael Houser, Cincinnati	17	1154	2.24	9	8	1	43	507	0.915
Gerald Coleman, Alaska	9	548	2.30	4	5	0	21	236	0.911

2012 KELLY CUP PLAYOFFS RESULTS

EASTERN CONFERENCE
QUARTERFINALS

Elmira defeated Reading 3 games to 2
South Carolina defeated Gwinnett 3 games to 1
Kalamazoo defeated Wheeling 3 games to 1
Florida defeated Greenville 3 games to 0

EASTERN CONFERENCE
SEMIFINALS

Florida defeated Elmira 4 games to 1
Kalamazoo defeated South Carolina 4 games to 1

EASTERN CONFERENCE FINALS

Florida defeated Kalamazoo 4 games to 1

WESTERN CONFERENCE
QUARTERFINALS

Idaho defeated Ontario 3 games to 2
Las Vegas defeated Utah 3 games to 0
Stockton defeated Colorado 3 games to 0

WESTERN CONFERENCE
SEMIFINALS

Alaska defeated Stockton 4 games to 1
Las Vegas defeated Idaho 4 games to 1

WESTERN CONFERENCE FINALS

Las Vegas defeated Alaska 4 games to 1

KELLY CUP FINALS

Game 1 - Florida 1 at Las Vegas 2
Game 2 - Florida 7 at Las Vegas 2
Game 3 - Las Vegas 3 at Florida 4 (OT)
Game 4 - Las Vegas 1 at Florida 3
Game 5 - Las Vegas 2 at Florida 3 (OT)

Florida wins Kelly Cup Finals 4 games to 1

LEADING SCORERS	GP	G	A	PTS
Eric Lampe, Las Vegas	17	7	14	21
Cedric Lalonde-McNicoll, Florida	18	4	17	21
Matt Marquardt, Florida	18	6	12	18
Adam Miller, Las Vegas	18	3	15	18
Judd Blackwater, Las Vegas	18	6	8	14
Matt Beca, Florida	18	5	9	14
Nick Sirota, Kalamazoo	14	7	6	13
Brayden Irwin, Florida	16	6	7	13
Brandon MacLean, Florida	18	4	9	13
Trent Daavettila, Kalamazoo	14	3	10	13

LEADING GOALIES	GP	MIN	GAA	W	L	SO	GA	SA	S%
Pat Nagle, Florida	6	338	1.42	4	1	2	8	136	0.941
John Muse, Florida	13	776	1.78	11	2	1	23	377	0.939
Mitch O'Keefe, Las Vegas	6	360	1.83	5	1	1	1	188	0.941
Gerald Coleman, Alaska	10	569	2.00	5	5	1	19	254	0.925
Joe Fallon, Las Vegas	12	752	2.17	7	5	1	27	345	0.922

2011 KELLY CUP PLAYOFFS RESULTS

EASTERN CONFERENCE
QUARTERFINALS

Greenville defeated Elmira 3 games to 1
Reading defeated Cincinnati 3 games to 1
Kalamazoo defeated Florida 3 games to 1
Wheeling defeated South Carolina 3 games to 1

WESTERN CONFERENCE
QUARTERFINALS

Victoria defeated Bakersfield 3 games to 1
Utah defeated Stockton 3 games to 1
Idaho defeated Las Vegas 3 games to 2

EASTERN CONFERENCE
SEMIFINALS

Wheeling defeated Greenville 4 games to 3
Kalamazoo defeated Reading 4 games to 0

WESTERN CONFERENCE
SEMIFINALS

Alaska defeated Idaho 4 games to 0
Victoria defeated Utah 4 games to 0

EASTERN CONFERENCE FINALS

Kalamazoo defeated Wheeling 4 games to 2

WESTERN CONFERENCE FINALS

Alaska defeated Victoria 4 games to 0

KELLY CUP FINALS

Game 1 - Kalamazoo 0 at Alaska 5
Game 2 - Kalamazoo 2 at Alaska 3 (OT)
Game 3 - Alaska 1 at Kalamazoo 4
Game 4 - Alaska 7 at Kalamazoo 5
Game 5 - Alaska 5 at Kalamazoo 3

Alaska wins Kelly Cup Finals 4 games to 1

LEADING SCORERS	GP	G	A	PTS
Trent Daavettila, Kalamazoo	18	6	22	28
Sam Ftorek, Kalamazoo	19	7	14	21
Andrew Fournier, Kalamazoo	19	6	14	20
Scott Howes, Alaska	12	7	12	19
Aaron Clarke, Kalamazoo	19	6	10	16
Kory Karlander, Kalamazoo	19	7	8	15
Paul Crowder, Wheeling	17	4	11	15
Justin Taylor, Kalamazoo	19	9	5	14
Dean Strong, Kalamazoo	15	7	7	14
Joey Haddad, Wheeling	17	7	7	14
Wes Goldie, Alaska	13	3	11	14

LEADING GOALIES	GP	MIN	GAA	W	L	SO	GA	SA	S%
Michael Ouzas, Las Vegas	5	384	1.25	2	3	1	8	145	0.948
Chris Beckford-Tseu, Greenville	4	264	1.59	2	2	1	7	80	0.920
Gerald Coleman, Alaska	12	729	1.73	11	1	3	21	317	0.938
Jerry Kuhn, Idaho	9	624	1.83	3	6	0	19	281	0.937
Marco Cousineau, Elmira	4	251	1.91	1	3	0	8	121	0.938

2010 KELLY CUP PLAYOFFS RESULTS

AMERICAN CONFERENCE QUARTERFINALS

Charlotte defeated Toledo 3 games to 1
Cincinnati defeated South Carolina 3 games to 2
Florida defeated Elmira 3 games to 2
Reading defeated Kalamazoo 3 games to 2

NATIONAL CONFERENCE QUARTERFINALS

Bakersfield defeated Victoria 3 games to 2
Stockton defeated Alaska 3 games to 1
Utah defeated Las Vegas 3 games to 2

AMERICAN CONFERENCE SEMIFINALS

Cincinnati defeated Charlotte 4 games to 3
Reading defeated Florida 4 games to 0

NATIONAL CONFERENCE SEMIFINALS

Idaho defeated Utah 4 games to 0
Stockton defeated Bakersfield 4 games to 1

AMERICAN CONFERENCE FINALS

Cincinnati defeated Reading 4 games to 3

NATIONAL CONFERENCE FINALS

Idaho defeated Stockton 4 games to 2

KELLY CUP FINALS

Game 1 - Cincinnati 3 at Idaho 2
Game 2 - Cincinnati 1 at Idaho 0
Game 3 - Idaho 4 at Cincinnati 3 (2OT)
Game 4 - Idaho 2 at Cincinnati 3
Game 5 - Idaho 1 at Cincinnati 2

Cincinnati wins Kelly Cup Finals 4 games to 1

LEADING SCORERS	GP	G	A	PTS
Ryan Cruthers, Reading	16	8	16	24
Dustin Sproat, Cincinnati	24	11	9	20
Oren Eizenman, Stockton	15	3	16	19
Evan Barlow, Idaho	15	8	10	18
Mark McCutcheon, Idaho	15	8	10	18
Barret Ehgoetz, Cincinnati	24	9	8	17
Marty Flichel, Idaho	15	6	11	17
James Bates, Stockton	15	3	14	17
Milan Gajic, Florida	9	7	9	16
Marc Cavosie, Reading	16	7	9	16
Jimmy Kilpatrick, Cincinnati	20	7	9	16

LEADING GOALIES	GP	MIN	GAA	W	L	SO	GA	SA	S%
Robert Mayer, Cincinnati	9	508	1.54	6	1	3	13	197	0.938
Richard Bachman, Idaho	8	492	1.59	6	2	1	13	216	0.943
Bryan Pitton, Stockton	4	247	1.70	2	1	1	7	115	0.943
Riley Gill, Kalamazoo	4	212	2.26	1	2	0	8	127	0.941
Todd Ford, South Carolina	5	339	2.30	2	3	0	13	121	0.903

2009 KELLY CUP PLAYOFFS RESULTS

NORTH DIVISION SEMIFINALS
Elmira defeated Trenton 4 games to 3
Cincinnati defeated Wheeling 4 games to 3

SOUTH DIVISION SEMIFINALS
South Carolina defeated Charlotte 4 games to 2
Florida defeated Gwinnett 4 games to 1

PACIFIC DIVISION SEMIFINALS
Las Vegas defeated Bakersfield 4 games to 3
Stockton defeated Ontario 4 games to 3

WEST DIVISION SEMIFINALS
Victoria defeated Idaho 4 games to 0
Alaska defeated Utah 4 games to 1

NORTH DIVISION FINALS
Cincinnati defeated Elmira 4 games to 0

SOUTH DIVISION FINALS
South Carolina defeated Florida 4 games to 2

PACIFIC DIVISION FINALS
Las Vegas defeated Stockton 4 games to 3

WEST DIVISION FINALS
Alaska defeated Victoria 4 games to 1

AMERICAN CONFERENCE FINALS
South Carolina defeated Cincinnati 4 games to 0

NATIONAL CONFERENCE FINALS
Alaska defeated Las Vegas 4 games to 0

KELLY CUP FINALS

Game 1 - South Carolina 4 at Alaska 2
Game 2 - South Carolina 1 at Alaska 3
Game 3 - Alaska 2 at South Carolina 4
Game 4 - Alaska 0 at South Carolina 5
Game 5 - Alaska 3 at South Carolina 2 (OT)
Game 6 - South Carolina 2 at Alaska 3
Game 7 - South Carolina 4 at Alaska 2

South Carolina wins Kelly Cup Finals 4 games to 3

LEADING SCORERS	GP	G	A	PTS
Josh Soares, Alaska	21	10	18	28
Colin Hemingway, Alaska	21	9	16	25
Trent Campbell, South Carolina	23	6	18	24
Travis Morin, South Carolina	19	4	18	22
Cam Keith, Alaska	20	3	17	20
Alexandre Imbeault, Alaska	20	7	12	19
Pierre-Luc O'Brien, South Carolina	23	6	13	19
Maxime Lacroix, South Carolina	23	13	5	18
Jeff Corey, South Carolina	23	11	7	18
Nikita Kashirsky, South Carolina	21	6	12	18

LEADING GOALIES	GP	MIN	GAA	W	L	SO	GA	SA	S%
Jean-Philippe Lamoureux, Alaska	21	1,263	1.95	15	5	4	41	620	0.934
Jonathan Boutin, South Carolina	16	944	2.67	12	4	0	42	468	0.910
Glenn Fisher, Las Vegas	13	698	2.32	6	6	0	27	394	0.931
David Leggio, Florida	11	734	2.45	6	2	0	30	262	0.885
Parker Van Buskirk, Stockton	11	657	3.01	6	4	0	33	355	0.907

2008 KELLY CUP PLAYOFFS RESULTS

SOUTH DIVISION QUARTERFINALS
South Carolina defeated Augusta 3 games to 2
Columbia defeated Florida 3 games to 0
Gwinnett defeated Charlotte 3 games to 0
Texas defeated Mississippi 3 games to 1

NORTH DIVISION QUARTERFINALS
Johnstown defeated Dayton 2 games to 0

SOUTH DIVISION SEMIFINALS
South Carolina defeated Gwinnett 3 games to 2
Columbia defeated Texas 3 games to 2

NORTH DIVISION SEMIFINALS
Cincinnati defeated Johnstown 4 games to 0
Reading defeated Elmira 4 games to 2

SOUTH DIVISION FINALS
South Carolina defeated Columbia 3 games to 2

NORTH DIVISION FINALS
Cincinnati defeated Reading 4 games to 3

AMERICAN CONFERENCE FINALS
Cincinnati defeated South Carolina 4 games to 1

NATIONAL CONFERENCE QUARTERFINALS
Las Vegas defeated Stockton 4 games to 2
Utah defeated Fresno 4 games to 2
Victoria defeated Bakersfield 4 games to 2
Alaska defeated Idaho 4 games to 0

NATIONAL CONFERENCE SEMIFINALS
Las Vegas defeated Alaska 4 games to 1
Utah defeated Victoria 4 games to 1

NATIONAL CONFERENCE FINALS
Las Vegas defeated Utah 4 games to 0

KELLY CUP FINALS

Game 1 - Las Vegas 2 at Cincinnati 4
Game 2 - Las Vegas 1 at Cincinnati 0
Game 3 - Cincinnati 4 at Las Vegas 2
Game 4 - Cincinnati 0 at Las Vegas 2
Game 5 - Cincinnati 4 at Las Vegas 0
Game 6 - Las Vegas 1 at Cincinnati 3

Cincinnati wins Kelly Cup Finals 4 games to 2

LEADING SCORERS	GP	G	A	PTS
David Desharnais, Cincinnati	22	9	24	33
Adam Cracknell, Las Vegas	21	9	13	22
Peter Ferraro, Las Vegas	20	8	13	21
Tyler Mosienko, Las Vegas	21	7	13	20
Olivier Latendresse, Cincinnati	22	7	12	19
Jean-Michel Daoust, Cincinnati	17	6	12	18
Jason Deitsch, Cincinnati	22	5	13	18
Travis Morin, South Carolina	20	10	7	17
Kelly Czuy, Las Vegas	21	7	10	17

LEADING GOALIES	GP	MIN	GAA	W	L	SO	GA	SA	S%
Cedrick Desjardins, Cincinnati	16	947	1.84	11	4	1	29	444	.939
Craig Kowalski, Gwinnett	7	427	1.97	4	3	2	14	197	.934
Anton Khudobin, Texas	9	547	2.19	5	4	1	20	279	.933
Todd Ford, Columbia	13	813	2.21	8	5	0	30	439	.936
Jake Moreland, Fresno	6	403	2.24	2	4	1	15	187	.926

2007 KELLY CUP PLAYOFFS RESULTS

SOUTH DIVISION QUARTERFINALS
Charlotte defeated Augusta 2 games to 0

NORTH DIVISION QUARTERFINALS
Trenton defeated Johnstown 2 games to 0

SOUTH DIVISION SEMIFINALS
Florida defeated Charlotte 3 games to 0
Texas defeated Gwinnett 3 games to 1

NORTH DIVISION SEMIFINALS
Dayton defeated Trenton 3 games to 0
Cincinnati defeated Toledo 3 games to 0

SOUTH DIVISION FINALS
Florida defeated Texas 4 games to 2

NORTH DIVISION FINALS
Dayton defeated Cincinnati 4 games to 3

AMERICAN CONFERENCE FINALS
Dayton defeated Florida 4 games to 3

NATIONAL CONFERENCE QUARTERFINALS
Bakersfield defeated Fresno 4 games to 2
Alaska defeated Victoria 4 games to 2
Idaho defeated Stockton 4 games to 2
Las Vegas defeated Phoenix 4 games to 0

NATIONAL CONFERENCE SEMIFINALS
Alaska defeated Bakersfield 4 games to 0
Idaho defeated Las Vegas 4 games to 2

NATIONAL CONFERENCE FINALS
Idaho defeated Alaska 4 games to 1

KELLY CUP FINALS

Game 1 - Dayton 2 at Idaho 1
Game 2 - Dayton 2 at Idaho 5
Game 3 - Idaho 4 at Dayton 2
Game 4 - Idaho 2 at Dayton 1 (OT)
Game 5 - Idaho 4 at Dayton 1

Idaho Wins Kelly Cup Finals 4 games to 1

LEADING SCORERS	GP	G	A	PTS
Lance Galbraith, Idaho	21	11	16	27
Vince Bellissimo, Florida	16	12	11	23
Marty Flichel, Idaho	22	9	13	22
Paul Kelly, Dayton	22	10	10	20
Julian Talbot, Alaska	14	9	11	20
John Lammers, Idaho	22	7	12	19
Derek Nesbitt, Idaho	22	6	12	18
Yannick Tifu, Dayton	22	7	10	17
Brent Walton, Dayton	22	6	11	17

LEADING GOALIES	GP	MIN	GAA	W	L	SO	GA	SA	S%
Joel Martin, Trenton	3	167	1.08	0	2	0	3	77	.963
Kevin Nastiuk, Las Vegas	4	250	1.68	3	1	1	7	126	.947
Steve Silverthorn, Idaho	22	1388	1.77	16	6	3	41	555	.931
Dave McKee, Augusta	2	134	2.23	0	2	0	5	51	.911
Craig Kowalski, Florida	16	993	2.36	9	6	2	35	436	.926
Derek Gustafson, Alaska	15	889	2.36	9	6	2	35	436	.926

2006 KELLY CUP PLAYOFFS RESULTS

SOUTH DIVISION QUARTERFINALS
Greenville defeated Augusta 2 games to 0
South Carolina defeated Charlotte 2 games to 1

NORTH DIVISION QUARTERFINALS
Johnstown defeated Trenton 2 games to 0

SOUTH DIVISION SEMIFINALS
Gwinnett defeated South Carolina 3 games to 0
Florida defeated Greenville 3 games to 1

NORTH DIVISION SEMIFINALS
Toledo defeated Johnstown 3 games to 0
Wheeling defeated Reading 3 games to 1

SOUTH DIVISION FINALS
Gwinnett defeated Florida 3 games to 1

NORTH DIVISION FINALS
Toledo defeated Wheeling 3 games to 2

AMERICAN CONFERENCE FINALS
Gwinnett defeated Toledo 4 games to 1

WEST DIVISION SEMIFINALS
Alaska defeated Utah 4 games to 0
Las Vegas defeated Idaho 4 games to 3

PACIFIC DIVISION SEMIFINALS
Fresno defeated San Diego 4 games to 0
Bakersfield defeated Long Beach 4 games to 3

WEST DIVISION FINALS
Alaska defeated Las Vegas 4 games to 2

PACIFIC DIVISION FINALS
Fresno defeated Bakersfield 4 games to 3

NATIONAL CONFERENCE FINALS
Alaska defeated Fresno 4 games to 3

KELLY CUP FINALS

Game 1 - Gwinnett 2 at Alaska 3
Game 2 - Gwinnett 3 at Alaska 4
Game 3 - Alaska 5 at Gwinnett 4
Game 4 - Alaska 1 at Gwinnett 6
Game 5 - Alaska 4 at Gwinnett 3

Alaska Wins Kelly Cup Finals 4 games to 1

LEADING SCORERS	GP	G	A	PTS
Mike Scott, Alaska	22	11	11	22
Kimbi Daniels, Alaska	22	5	15	20
Chris Minard, Alaska	22	14	5	19
Milan Gajic, Gwinnett	17	11	8	19
Guillaume Desbiens, Gwinnett	17	10	6	16
Sean Collins, Wheeling	9	7	9	16
Jeff Campbell, Gwinnett	17	6	10	16
Barrett Heisten, Alaska	22	5	11	16
Luke Curtin, Fresno	15	2	14	16

LEADING GOALIES	GP	MIN	GAA	W	L	SO	GA	SA	S%
Drew MacIntyre, Toledo	6	359	2.00	5	1	0	12	145	.924
Chris Beckford-Tseu, Alaska	12	795	2.04	8	4	3	27	360	.930
Marc Magliarditi, Las Vegas	11	698	2.06	5	6	2	24	318	.930
Jason Wolfe, Augusta	2	132	2.26	0	2	0	5	61	.924
Steve Silverthorn, Idaho	4	168	2.49	1	1	3	7	85	.924

2005 KELLY CUP PLAYOFFS RESULTS

AMERICAN CONFERENCE QUARTERFINALS

Greenville defeated Pensacola 3 games to 1
Charlotte defeated Columbia 3 games to 2
Florida defeated South Carolina 3 games to 1
Gwinnett defeated Mississippi 3 games to 1

AMERICAN CONFERENCE SEMIFINALS

Charlotte defeated Gwinnett 3 games to 1
Florida defeated Greenville 3 games to 0

AMERICAN CONFERENCE FINALS

Florida defeated Charlotte 4 games to 2

WEST DIVISION SEMIFINALS

Alaska defeated Bakersfield 3 games to 2
Long Beach defeated Idaho 3 games to 1

NORTH DIVISION SEMIFINALS

Reading defeated Toledo 3 games to 1
Trenton defeated Atlantic City 3 games to 0

WEST DIVISION FINALS

Alaska defeated Long Beach 3 games to 0

NORTH DIVISION FINALS

Trenton defeated Reading 3 games to 1

NATIONAL CONFERENCE FINALS

Trenton defeated Alaska 4 games to 3

KELLY CUP FINALS

Game 1 - Trenton 7 at Florida 0
Game 2 - Trenton 2 at Florida 1
Game 3 - Florida 5 at Trenton 4 (OT)
Game 4 - Florida 6 at Trenton 3
Game 5 - Florida 2 at Trenton 5
Game 6 - Trenton 4 at Florida 1

Trenton Wins Kelly Cup Finals 4 games to 2

LEADING SCORERS	GP	G	A	PTS
David Lundbohm, Florida	19	12	12	24
Scott Bertoli, Trenton	20	6	18	24
Rick Kowalsky, Trenton	20	10	13	23
Steve Saviano, Florida	17	4	14	18
Paul Cabana, Florida	18	7	10	17
Nick Deschenes, Trenton	20	9	7	16
Charles Linglet, Alaska	15	6	10	16
Ryan Glenn, Charlotte	15	3	11	14

LEADING GOALIES	GP	MIN	GAA	W	L	SO	GA	SA	S%
Adam Berkhoel, Gwinnett	7	353	1.53	4	1	0	9	137	.938
Barry Brust, Reading	8	481	1.74	4	4	2	14	233	.943
Scott Fankhouser, Toledo	4	234	1.79	1	3	1	7	119	.944
Mike Brodeur, Greenville	5	302	1.98	2	3	1	10	169	.944
Peter Aubry, Alaska	13	792	2.05	8	5	1	27	364	.931

2004 KELLY CUP PLAYOFFS RESULTS

NORTHERN DIVISION WILD CARD GAME
Reading defeated Johnstown 1 game to 0

NORTHERN DIVISION SEMIFINALS
Reading defeated Wheeling 3 games to 2
Peoria defeated Atlantic City 3 games to 1

PACIFIC DIVISION SEMIFINALS
Idaho defeated Las Vegas 3 games to 2
Alaska defeated San Diego 3 games to 0

SOUTHERN DIVISION SEMIFINALS
Florida defeated Roanoke 3 games to 1
South Carolina defeated Columbia 3 games to 1

CENTRAL DIVISION SEMIFINALS
Louisiana defeated Pensacola 3 games to 1
Gwinnett defeated Mississippi 3 games to 2

NORTHERN DIVISION FINALS
Reading defeated Peoria 3 games to 1

PACIFIC DIVISION FINALS
Idaho defeated Alaska 3 games to 1

SOUTHERN DIVISION FINALS
Florida defeated South Carolina 3 games to 0

CENTRAL DIVISION FINALS
Gwinnett defeated Louisiana 3 games to 1

EASTERN CONFERENCE FINALS
Florida defeated Reading 3 games to 2

WESTERN CONFERENCE FINALS
Idaho defeated Gwinnett 3 games to 1

KELLY CUP FINALS

Game 1 - Idaho 5 at Florida 1
Game 2 - Idaho 6 at Florida 4
Game 3 - Florida 0 at Idaho 1 (OT)
Game 4 - Florida 3 at Idaho 2 (OT)
Game 5 - Florida 2 at Idaho 5

Idaho Wins Kelly Cup Finals 4 games to 1

LEADING SCORERS	GP	G	A	PTS
Tom Buckley, Florida	17	9	11	20
Reggie Berg, Florida	16	5	14	19
Zenon Konopka, Idaho	17	9	8	17
Dylan Gyori, Idaho	18	5	10	15
Andrei Vasilyev, Idaho	18	7	7	14
David Masse, Reading	14	6	8	14
David Bararuk, Idaho	15	5	9	14
Kent Davyduke, Reading	15	3	11	14

LEADING GOALIES	GP	MIN	GAA	W	L	SO	GA	SA	S%
Steven Belanger, Reading	1	60	0.00	1	0	1	0	26	1.000
Scott Stirling, Atlantic City	2	142	1.69	0	2	0	4	71	.947
Dan Ellis, Idaho	16	966	1.86	13	3	3	30	456	.938
Cody Rudkowsky, Reading	14	834	2.02	8	6	1	28	413	.937
Nick Boucher, Wheeling	2	119	2.02	1	1	0	4	45	.918

2003 KELLY CUP PLAYOFFS RESULTS

SOUTHERN CONFERENCE WILD CARD GAMES

Greenville defeated Florida 1 game to 0
Pensacola defeated Jackson 1 game to 0

NORTHEAST DIVISION SEMIFINALS

Atlantic City defeated Trenton 3 games to 0
Greensboro defeated Roanoke 3 games to 1

SOUTHEAST DIVISION SEMIFINALS

Pee Dee defeated South Carolina 3 games to 1
Columbia defeated Greenville 3 games to 0

NORTHWEST DIVISION SEMIFINALS

Toledo defeated Lexington 3 games to 0
Cincinnati defeated Peoria 3 games to 1

SOUTHWEST DIVISION SEMIFINALS

Mississippi defeated Pensacola 3 games to 0
Louisiana defeated Arkansas 3 games to 0

NORTHEAST DIVISION FINALS

Atlantic City defeated Greensboro 3 games to 1

SOUTHEAST DIVISION FINALS

Columbia defeated Pee Dee 3 games to 0

NORTHWEST DIVISION FINALS

Cincinnati defeated Toledo 3 games to 1

SOUTHWEST DIVISION FINALS

Mississippi defeated Louisiana 3 games to 0

NORTHERN CONFERENCE FINALS

Atlantic City defeated Cincinnati 4 games to 3

SOUTHERN CONFERENCE FINALS

Columbia defeated Mississippi 4 games to 2

KELLY CUP FINALS

Game 1 - Atlantic City 1 at Columbia 0
Game 2 - Atlantic City 3 at Columbia 0
Game 3 - Columbia 5 at Atlantic City 3
Game 4 - Columbia 1 at Atlantic City 3
Game 5 - Columbia 1 at Atlantic City 3

Atlantic City Wins Kelly Cup Finals 4 games to 1

LEADING SCORERS	GP	G	A	PTS
J.F. Caudron, Atlantic City	19	13	9	22
Kevin Colley, Atlantic City	17	13	7	20
Luke Curtin, Atlantic City	19	2	18	20
Nick Bootland, Cincinnati	15	10	7	17
Rejean Stringer, Columbia	17	3	14	17

LEADING GOALIES	GP	MIN	GAA	W	L	SO	GA	SA	S%
Duane Derksen, Peoria	2	132:02	0.91	1	1	0	2	50	.962
Doug Teskey, Toledo	6	357:51	1.17	4	2	2	7	205	.967
Jake Moreland, Atlantic City	2	106:32	1.69	2	0	0	3	52	.945
Greg Gardner, Mississippi	12	740:24	2.03	8	4	1	25	396	.941
Scott Stirling, Atlantic City	12	638:04	2.07	8	4	3	22	253	.920

2002 KELLY CUP PLAYOFFS RESULTS

SOUTHEAST DIVISION WILD CARD GAME
Florida defeated South Carolina 1 game to 0

SOUTHWEST DIVISION WILD CARD GAME
Jackson defeated New Orleans 1 game to 0

NORTHEAST DIVISION SEMIFINALS
Atlantic City defeated Charlotte 3 games to 2
Trenton defeated Roanoke 3 games to 1

SOUTHEAST DIVISION SEMIFINALS
Pee Dee defeated Columbia 3 games to 2
Greenville defeated Florida 3 games to 2

NORTHWEST DIVISION SEMIFINALS
Dayton defeated Cincinnati 3 games to 0
Johnstown defeated Peoria 3 games to 2

SOUTHWEST DIVISION SEMIFINALS
Jackson defeated Louisiana 3 games to 2
Mississippi defeated Pensacola 3 games to 0

NORTHEAST DIVISION FINALS
Dayton defeated Johnstown 3 games to 0

SOUTHEAST DIVISION FINALS
Greenville defeated Pee Dee 3 games to 1

NORTHWEST DIVISION FINALS
Atlantic City defeated Trenton 3 games to 0

SOUTHWEST DIVISION FINALS
Mississippi defeated Jackson 3 games to 0

NORTHERN CONFERENCE FINALS
Dayton defeated Atlantic City 3 games to 1

SOUTHERN CONFERENCE FINALS
Greenville defeated Mississippi 3 games to 1

KELLY CUP FINALS

Game 1 - Dayton 2 at Greenville 6
Game 2 - Dayton 1 at Greenville 4
Game 3 - Greenville 3 at Dayton 2 (OT)
Game 4 - Greenville 5 at Dayton 2

Greenville Wins Kelly Cup Finals 4 games to 0

LEADING SCORERS	GP	G	A	PTS
Simon Gamache, Greenville	17	15	9	24
Colin Pepperall, Greenville	17	8	13	21
Steve Rymsha, Greenville	17	6	12	18
Martin Masa, Greenville	17	6	11	17
Jonathan Roy, Greenville	17	7	9	16
Stefan Rivard, Atlantic City	12	5	11	16

LEADING GOALIES	GP	MIN	GAA	W	L	SO	GA	SA	S%
Frederic Deschenes, Johnstown	6	361	1.83	3	3	1	11	162	.936
Scott Stirling, Atlantic City	8	485	1.86	6	2	2	15	251	.944
Marc Magliarditi, Louisiana	4	245	1.96	2	2	1	8	113	.934
Andrew Allen, Jackson	5	359	2.17	3	2	0	13	223	.945
Dany Sabourin, Johnstown	3	137	2.18	0	2	0	5	73	.936

2001 KELLY CUP PLAYOFFS RESULTS

SOUTHERN CONFERENCE WILD CARD GAMES

New Orleans defeated Augusta 2 games to 1
Arkansas defeated Baton Rouge 2 games to 0

NORTHERN CONFERENCE QUARTERFINALS

Trenton defeated Johnstown 3 games to 1
Peoria defeated Richmond 3 games to 1
Dayton defeated Charlotte 3 games to 2
Toledo defeated Roanoke 3 games to 2

SOUTHERN CONFERENCE QUARTERFINALS

Mobile defeated Jackson 3 games to 2
Pee Dee defeated Florida 3 games to 2
South Carolina defeated Arkansas 3 games to 1
Louisiana defeated New Orleans 3 games to 2

NORTHERN CONFERENCE SEMIFINALS

Trenton defeated Toledo 3 games to 0
Peoria defeated Dayton 3 games to 0

SOUTHERN CONFERENCE SEMIFINALS

South Carolina defeated Mobile 3 games to 2
Louisiana defeated Pee Dee 3 games to 2

NORTHERN CONFERENCE FINALS

Trenton defeated Peoria 4 games to 3

SOUTHERN CONFERENCE FINALS

South Carolina defeated Louisiana 4 games to 0

KELLY CUP FINALS

Game 1 - South Carolina 3 at Trenton 2 (OT)
Game 2 - South Carolina 5 at Trenton 3
Game 3 - Trenton 4 at South Carolina 3 (2 OT)
Game 4 - Trenton 5 at South Carolina 6
Game 5 - Trenton 2 at South Carolina 3

South Carolina Wins Kelly Cup Finals 4 games to 1

LEADING SCORERS	GP	G	A	PTS
Dave Seitz, South Carolina	18	13	15	28
Chad Remackel, South Carolina	18	8	13	21
Scott Bertoli, Trenton	19	7	14	21
Buddy Wallace, South Carolina	18	7	13	20
Shawn McNeil, Louisiana	14	7	12	19
Adam Calder, South Carolina	17	7	12	19

LEADING GOALIES	GP	MIN	GAA	W	L	SO	GA	SA	S%
Jody Lehman, South Carolina	7	389	2.00	5	1	1	13	189	.936
Curtis Sanford, Peoria	14	813	2.07	9	4	2	28	322	.920
Jason LaBarbera, Charlotte	2	143	2.09	1	1	0	5	86	.945
Scott Stirling, Trenton	18	1026	2.34	10	8	2	40	419	.913
Rastislav Stana, Richmond	3	179	2.34	1	2	1	7	115	.943

2000 KELLY CUP PLAYOFFS RESULTS

SOUTHERN CONFERENCE WILD CARD GAMES

South Carolina defeated Baton Rouge 2 games to 0
Augusta defeated New Orleans 2 games to 1
Mississippi defeated Pensacola 2 games to 1

NORTHERN CONFERENCE QUARTERFINALS

Peoria defeated Dayton 3 games to 0
Johnstown defeated Roanoke 3 games to 1
Trenton defeated Richmond 3 games to 0
Hampton Roads defeated Huntington 3 games to 2

SOUTHERN CONFERENCE QUARTERFINALS

Augusta defeated Florida 3 games to 2
Louisiana defeated Mississippi 3 games to 1
South Carolina defeated Pee Dee 3 games to 2
Greenville defeated Mobile 3 games to 2

NORTHERN CONFERENCE SEMIFINALS

Peoria defeated Johnstown 3 games to 0
Trenton defeated Hampton Roads 3 games to 2

SOUTHERN CONFERENCE SEMIFINALS

Greenville defeated Augusta 3 games to 1
Louisiana defeated South Carolina 3 games to 0

NORTHERN CONFERENCE FINALS

Peoria defeated Trenton 4 games to 2

SOUTHERN CONFERENCE FINALS

Louisiana defeated Greenville 4 games to 2

KELLY CUP FINALS

Game 1 - Louisiana 5 at Peoria 3
Game 2 - Louisiana 4 at Peoria 2
Game 3 - Peoria 5 at Louisiana 4 (2 OT)
Game 4 - Peoria 4 at Louisiana 2
Game 5 - Peoria 6 at Louisiana 5 (2 OT)
Game 6 - Louisiana 3 at Peoria 4 (OT)

Peoria Wins Kelly Cup Finals 4 games to 2

LEADING SCORERS	GP	G	A	PTS
J.F. Boutin, Peoria	18	17	15	32
Vashi Nedomansky, Louisiana	19	11	14	25
Joe Rybar, Peoria	18	6	17	23
Chris Valicevic, Louisiana	19	5	18	23
Shawn McNeil, Louisiana	19	11	11	22

LEADING GOALIES	GP	MIN	GAA	W	L	SO	GA	SA	S%
Blaine Russell, Huntington	3	131	2.30	1	1	1	5	61	.924
Chuck Thuss, Mississippi	7	405	2.37	3	4	1	16	211	.930
Frederic Deschenes, Johnstown	6	369	2.44	3	3	2	15	172	.920
Taras Lendzyk, Trenton	11	606	2.48	6	3	1	25	315	.926
Doug Bonner, New Orleans	3	169	2.48	1	2	0	7	68	.907

1999 KELLY CUP PLAYOFFS RESULTS

SOUTHERN CONFERENCE WILD CARD GAMES

Baton Rouge defeated Augusta 2 games to 0
Birmingham defeated Mobile 2 games to 0
New Orleans defeated Jacksonville 2 games to 0

NORTHERN CONFERENCE QUARTERFINALS

Roanoke defeated Dayton 3 games to 1
Chesapeake defeated Columbus 3 games to 1
Toledo defeated Peoria 3 games to 1
Richmond defeated Hampton Roads 3 games to 1

SOUTHERN CONFERENCE QUARTERFINALS

Pee Dee defeated Baton Rouge 3 games to 1
New Orleans defeated Louisiana 3 games to 2
Florida defeated Birmingham 3 games to 0
Mississippi defeated South Carolina 3 games to 0

NORTHERN CONFERENCE SEMIFINALS

Roanoke defeated Chesapeake 3 games to 1
Richmond defeated Toledo 3 games to 0

SOUTHERN CONFERENCE SEMIFINALS

Pee Dee defeated New Orleans 3 games to 1
Mississippi defeated Florida 3 games to 1

NORTHERN CONFERENCE FINALS

Richmond defeated Roanoke 4 games to 0

SOUTHERN CONFERENCE FINALS

Mississippi defeated Pee Dee 4 games to 1

KELLY CUP FINALS

Game 1 - Richmond 2 at Mississippi 0
Game 2 - Richmond 3 at Mississippi 5
Game 3 - Mississippi 3 at Richmond 5
Game 4 - Mississippi 0 at Richmond 1
Game 5 - Richmond 0 at Mississippi 2
Game 6 - Mississippi 7 at Richmond 3
Game 7 - Richmond 3 at Mississippi 4 (2 OT)

Mississippi Wins Kelly Cup Finals 4 games to 3

LEADING SCORERS	GP	G	A	PTS
Rob DeCiantis, New Orleans	11	11	11	22
Ryan Kraft, Richmond	18	10	10	20
Kelly Hurd, Mississippi	18	8	11	19
Dany Bousquet, Pee Dee	13	7	12	19
Chris Lipsett, Pee Dee	13	13	4	17
Vashi Nedomansky, Mississippi	18	8	9	17
Darryl LaFrance, New Orleans	11	6	11	17
Allan Sirois, Pee Dee	13	4	13	17

LEADING GOALIES	GP	MIN	GAA	W	L	SO	GA	SA	S%
Kirk Daubenspeck, Chesapeake	7	424	1.70	3	4	1	12	196	.942
Trevor Koenig, Dayton	4	202	1.78	1	2	1	6	84	.933
Daniel Berthiaume, Roanoke	10	608	1.87	6	4	1	19	317	.943
Travis Scott, Mississippi	18	1252	2.01	14	4	3	42	599	.934
Martin Villeneuve, New Orleans	8	479	2.25	5	3	2	18	336	.949

1998 KELLY CUP PLAYOFFS RESULTS

NORTHERN CONFERENCE QUARTERFINALS

Hampton Roads defeated Peoria 3 games to 0
Roanoke defeated Huntington 3 games to 1
Toledo defeated Chesapeake 3 games to 0
Wheeling defeated Dayton 3 games to 2

SOUTHERN CONFERENCE QUARTERFINALS

Louisiana defeated Mobile 3 games to 0
Pee Dee defeated South Carolina 3 games to 2
Charlotte defeated Birmingham 3 games to 1
Pensacola defeated New Orleans 3 games to 1

NORTHERN CONFERENCE SEMIFINALS

Hampton Roads defeated Roanoke 3 games to 2
Wheeling defeated Toledo 3 games to 1

SOUTHERN CONFERENCE SEMIFINALS

Louisiana defeated Pee Dee 3 games to 0
Pensacola defeated Charlotte 3 games to 0

NORTHERN CONFERENCE FINALS

Hampton Roads defeated Wheeling 4 games to 2

SOUTHERN CONFERENCE FINALS

Pensacola defeated Louisiana 4 games to 2

KELLY CUP FINALS

Game 1 - Hampton Roads 4 at Pensacola 7
Game 2 - Hampton Roads 3 at Pensacola 1
Game 3 - Pensacola 1 at Hampton Roads 0 (OT)
Game 4 - Pensacola 2 at Hampton Roads 4
Game 5 - Pensacola 3 at Hampton Roads 7
Game 6 - Hampton Roads 4 at Pensacola 1

Hampton Roads Wins Kelly Cup Finals 4 games to 2

LEADING SCORERS	GP	G	A	PTS
Nick Stadjuhar, Pensacola	19	5	21	26
Brendan Concannon, Pensacola	19	7	18	25
Mike Sullivan, Pensacola	19	9	13	22
John Spoltore, Louisiana	12	4	15	19
Victor Gervais, Hampton Roads	19	7	11	18

LEADING GOALIES	GP	MIN	GAA	W	L	SO	GA	SA	S%
Sebastien Charpentier, Hampton Roads	18	1183	1.93	14	4	1	38	611	.941
Dave Gagnon, Roanoke	7	442	2.04	3	4	1	15	228	.938
David Brumby, Wheeling	15	963	2.24	8	7	2	36	372	.912
Cory Cadden, South Carolina	5	304	2.57	2	3	1	13	142	.916
Nick Vitucci, Toledo	7	440	2.59	4	3	0	19	233	.925

1997 KELLY CUP PLAYOFFS RESULTS

FIRST ROUND

South Carolina defeated Charlotte 3 games to 0
Hampton Roads defeated Roanoke 3 games to 1
Richmond defeated Dayton 3 games to 1
Columbus defeated Toledo 3 games to 2
Peoria defeated Wheeling 3 games to 0
Pensacola defeated Tallahassee 3 games to 0
Birmingham defeated Mississippi 3 games to 0
Louisiana defeated Mobile 3 games to 0

SECOND ROUND

South Carolina defeated Hampton Roads 3 games to 2
Peoria defeated Columbus 3 games to 0
Pensacola defeated Richmond 3 games to 1
Louisiana defeated Birmingham 3 games to 1

SEMIFINALS

South Carolina defeated Pensacola 3 games to 2
Louisiana defeated Peoria 3 games to 2

KELLY CUP FINALS

Game 1 - Louisiana 1 at South Carolina 6
Game 2 - Louisiana 2 at South Carolina 4
Game 3 - South Carolina 4 at Louisiana 5
Game 4 - South Carolina 7 at Louisiana 4
Game 5 - South Carolina 6 at Louisiana 4

South Carolina Wins Kelly Cup 4 Games to 1

LEADING SCORERS	GP	G	A	PTS
Chris Hynnes, South Carolina	18	11	16	27
Brad Dexter, South Carolina	18	3	23	26
Mike Ross, South Carolina	18	11	14	25
Glen Metropolit, Pensacola	12	9	16	25
Jason Cipolla, South Carolina	18	11	13	24
Dave Seitz, South Carolina	17	9	15	24

LEADING GOALIES	GP	MIN	GAA	W	L	SO	GA	SA	S%
David Goverde, Toledo	5	347	2.59	2	3	0	15	173	.920
Dave Gagnon, Roanoke	3	220	2.73	1	2	0	10	129	.928
Jeff Salajko, Columbus	8	516	2.79	3	5	0	24	285	.922
Doug Bonner, Peoria	10	541	3.10	6	3	0	28	218	.886
Darryl Paquette, Hampton Roads	9	504	3.21	5	3	0	27	234	.897

1996 RILEY CUP PLAYOFFS RESULTS

FIRST ROUND

Richmond defeated Hampton Roads 3 games to 0
Charlotte defeated Roanoke 3 games to 0
Toledo defeated Dayton 3 games to 0
Wheeling defeated Columbus 3 games to 0
Jacksonville defeated Louisiana 3 games to 2
Knoxville defeated Nashville 3 games to 2
Tallahassee defeated Raleigh 3 games to 1
South Carolina defeated Louisville 3 games to 0

SEMIFINALS

Jacksonville defeated Toledo 3 games to 2
Charlotte defeated Tallahassee 3 games to 1

SECOND ROUND

Jacksonville defeated Richmond 3 games to 1
Toledo defeated Knoxville 3 games to 0
Charlotte defeated South Carolina 3 games to 2
Tallahassee defeated Wheeling 3 games to 1

RILEY CUP FINALS

Game 1 - Jacksonville 3 at Charlotte 6
Game 2 - Jacksonville 3 at Charlotte 5
Game 3 - Charlotte 8 at Jacksonville 2
Game 4 - Charlotte 6 at Jacksonville 1

Charlotte Wins Riley Cup 4 Games to 0

LEADING SCORERS	GP	G	A	PTS
Phil Berger, Charlotte	16	10	17	27
Mark DeSantis, Jacksonville	18	6	15	21
Justin McHugh, Jacksonville	18	10	9	19
Rick Judson, Toledo	11	9	9	18
Hugo Proulx, Jacksonville	18	9	9	18
Kurt Mallett, Jacksonville	18	9	9	18

LEADING GOALIES	GP	MIN	GAA	W	L	SO	GA	SA	S%
Mark Richards, Tallahassee	9	537	2.12	6	3	2	19	265	.933
Nick Vitucci, Charlotte	11	584	2.46	7	2	1	24	274	.919
Tomas Vokoun, Wheeling	7	436	2.61	4	3	0	19	176	.903
David Goverde, Toledo	11	666	2.88	8	3	0	32	391	.924
Ken Shepard, Charlotte	8	374	2.89	6	1	0	18	201	.918

1995 RILEY CUP PLAYOFFS RESULTS

FIRST ROUND

Birmingham defeated Wheeling 3 games to 0
Dayton defeated Huntington 3 games to 1
South Carolina defeated Johnstown 3 games to 2
Richmond defeated Columbus 3 games to 0
Roanoke defeated Knoxville 3 games to 1
Nashville defeated Toledo 3 games to 1
Greensboro defeated Charlotte 3 games to 0
Tallahassee defeated Hampton Roads 3 games to 1

SEMIFINALS

Greensboro defeated Nashville 3 games to 2
Richmond defeated Tallahassee 3 games to 2

SECOND ROUND

Richmond defeated Roanoke 3 games to 1
Tallahassee defeated Birmingham 3 games to 1
Greensboro defeated Dayton 3 games to 2
Nashville defeated South Carolina 3 games to 1

RILEY CUP FINALS

Game 1 - Greensboro 4 at Richmond 6
Game 2 - Greensboro 1 at Richmond 3
Game 3 - Richmond 0 at Greensboro 3
Game 4 - Richmond 6 at Greensboro 0
Game 5 - Greensboro 2 at Richmond 3

Richmond Wins Riley Cup 4 Games to 1

LEADING SCORERS	GP	G	A	PTS
Blaine Moore, Richmond	17	17	17	34
Andrew Shier, Richmond	17	8	19	27
Phil Berger, Greensboro	17	6	17	23
Craig Charron, Dayton	9	9	13	22
Aigar Cipruss, Nashville	13	5	16	21

LEADING GOALIES	GP	MIN	GAA	W	L	SO	GA	SA	S%
David Littman, Richmond	17	952	2.33	12	4	3	37	353	.905
Daniel Berthiaume, Roanoke	8	464	2.97	4	4	1	23	218	.905
Corwin Saurdiff, Hampton Roads	4	240	2.99	1	3	0	12	115	.906
Nick Vitucci, Toledo	4	239	3.01	1	3	0	12	115	.906
Craig Brown, Nashville	13	731	3.04	1	3	0	12	134	.918

1994 RILEY CUP PLAYOFFS RESULTS

FIRST ROUND

Toledo defeated Dayton 2 games to 1
Columbus defeated Johnstown 2 games to 1
Louisville defeated Knoxville 2 games to 1
Birmingham defeated Huntsville 2 games to 1
Wheeling defeated Nashville 2 games to 0
Hampton Roads defeated South Carolina 2 games to 1
Raleigh defeated Roanoke 2 games to 0
Greensboro defeated Charlotte 2 games to 1

SEMIFINALS

Toledo defeated Wheeling 3 games to 0
Raleigh defeated Birmingham 3 games to 1

SECOND ROUND

Toledo defeated Columbus 3 games to 0
Birmingham defeated Louisville 3 games to 0
Raleigh defeated Greensboro 3 games to 2
Wheeling defeated Hampton Roads 3 games to 1

RILEY CUP FINALS

Game 1 - Raleigh 3 at Toledo 4 (2 OT)
Game 2 - Raleigh 3 at Toledo 4 (OT)
Game 3 - Toledo 2 at Raleigh 3 (OT)
Game 4 - Toledo 7 at Raleigh 2
Game 5 - Toledo 7 at Raleigh 6

Toledo Wins Riley Cup 4 Games to 1

LEADING SCORERS	GP	G	A	PTS
Mark Deazeley, Toledo	14	16	10	26
Greg Puhalski, Toledo	14	6	19	25
Alex Hicks, Toledo	14	10	10	20
Rick Judson, Toledo	14	5	13	18
Rick Barkovich, Raleigh	16	8	9	17
Steve Mirabile, Raleigh	16	8	9	17
Iain Duncan, Toledo	14	6	11	17
Rick Corriveau, Toledo	14	3	14	17

LEADING GOALIES	GP	MIN	GAA	W	L	SO	GA	SA	S%
Dave Gagnon, Toledo	14	909	2.70	12	2	0	41	461	.918
Tom Newman, Greensboro	8	463	2.72	4	4	0	21	212	.910
Matt DelGuidice, Raleigh	12	706	3.14	6	6	0	37	326	.898
Sandy Galuppo, Birmingham	8	477	3.14	5	3	0	25	272	.916
Jeff Stolp, Dayton	3	207	3.18	1	1	0	11	100	.901

1993 RILEY CUP PLAYOFFS RESULTS

WILD CARD GAMES

Johnstown defeated Richmond 5-4 (OT)
Erie defeated Greensboro 6-2

DIVISION SEMIFINALS

Wheeling defeated Johnstown 3 games to 1
Raleigh defeated Hampton Roads 3 games to 1
Toledo defeated Erie 3 games to 1
Nashville defeated Dayton 3 games to 0

DIVISION FINALS

Wheeling defeated Raleigh 4 games to 2
Toledo defeated Nashville 4 games to 2

RILEY CUP FINALS

Game 1 - Toledo 3 at Wheeling 5
Game 2 - Toledo 3 at Wheeling 7
Game 3 - Wheeling 3 at Toledo 4
Game 4 - Wheeling 5 at Toledo 7
Game 5 - Toledo 4 at Wheeling 2
Game 6 - Wheeling 6 at Toledo 7 (2 OT)

Toledo Wins Riley Cup 4 Games to 2

LEADING SCORERS	GP	G	A	PTS
Darren Schwartz, Wheeling	16	13	18	31
Devin Edgerton, Wheeling	16	12	17	29
Iain Duncan, Toledo	16	9	19	28
Greg Puhalski, Toledo	16	12	12	24
Rick Judson, Toledo	16	7	16	23

LEADING GOALIES	GP	MIN	AVG	W	L	SO	GA	SA	S%
Nick Vitucci, Hampton Roads	3	206	2.33	1	2	0	8	108	.931
Stan Reddick, Raleigh	9	558	2.90	4	5	0	27	270	.909
Rod Houk, Wheeling	7	419	3.01	5	2	2	21	182	.897
John Bradley, Johnstown	5	307	3.32	2	3	0	17	157	.902
Francis Ouellette, Wheeling	9	560	3.54	4	5	0	33	251	.884

1992 RILEY CUP PLAYOFFS RESULTS

EAST DIVISION FIRST ROUND

Greensboro defeated Roanoke Valley 4 games to 3
Hampton Roads defeated Raleigh 3 games to 1
Richmond defeated Winston-Salem 3 games to 2

WEST DIVISION FIRST ROUND

Louisville defeated Toledo 4 games to 1
Cincinnati defeated Dayton 3 games to 0
Johnstown defeated Erie 3 games to 1

EAST DIVISION SEMIFINALS

Hampton Roads defeated Richmond 2 games to 0

WEST DIVISION SEMIFINALS

Cincinnati defeated Johnstown 2 games to 0

EAST DIVISION FINALS

Hampton Roads defeated Greensboro 3 games to 1

WEST DIVISION FINALS

Louisville defeated Cincinnati 3 games to 1

RILEY CUP FINALS

Game 1 - Louisville 3 at Hampton Roads 4 (OT)
Game 2 - Louisville 2 at Hampton Roads 5
Game 3 - Hampton Roads 4 at Louisville 0
Game 4 - Hampton Roads 8 at Louisville 3

Hampton Roads Wins Riley Cup 4 Games to 0

LEADING SCORERS	GP	G	A	PTS
Rod Taylor, Hampton Roads	14	16	10	26
Harry Mews, Hampton Roads	13	10	15	25
Sheldon Gorski, Louisville	13	14	8	22
Phil Berger, Greensboro	11	8	13	21
Steve Cadieux, Cincinnati	9	12	7	19

LEADING GOALIES	GP	MIN	AVG	W	L	SO	GA	SA	S%
Mark Bernard, Hampton Roads	14	871	2.62	12	2	1	38	393	.912
Nick Vitucci, Greensboro	11	672	2.68	5	6	0	30	348	.921
Corey Schwab, Cincinnati	9	540	3.22	6	3	0	29	256	.898
Tom Dennis, Winston-Salem	4	222	3.78	2	2	0	14	116	.892
Mike James, Roanoke	7	427	3.93	3	4	0	28	298	.914

1991 RILEY CUP PLAYOFFS RESULTS

DIVISION SEMIFINALS

Hampton Roads defeated Richmond 3 games to 1
Johnstown defeated Erie 3 games to 2
Louisville defeated Knoxville 3 games to 0
Greensboro defeated Cincinnati 3 games to 1

DIVISION FINALS

Hampton Roads defeated Johnstown 4 games to 1
Greensboro defeated Louisville 4 games to 0

RILEY CUP FINALS

Game 1 - Greensboro 4 at Hampton Roads 2
Game 2 - Greensboro 2 at Hampton Roads 4
Game 3 - Hampton Roads 7 at Greensboro 4
Game 4 - Hampton Roads 2 at Greensboro 1 (3 OT)
Game 5 - Greensboro 3 at Hampton Roads 6

Hampton Roads Wins Riley Cup 4 Games to 1

LEADING SCORERS	GP	G	A	PTS
Dave Flanagan, Hampton Roads	14	16	8	24
Harry Mews, Hampton Roads	14	5	18	23
Phil Berger, Greensboro	13	11	11	22
Murray Hood, Hampton Roads	14	6	16	22
Len Soccio, Greensboro	13	10	6	16

LEADING GOALIES	GP	MIN	AVG	W	L	SO	GA	SA	S%
Dave Gagnon, Hampton Roads	11	696	2.33	10	1	0	27	363	.931
Wayne Cowley, Cincinnati	4	249	3.13	1	3	1	13	146	.918
Nick Vitucci, Greensboro	13	813	3.17	8	5	0	43	487	.919
Dean Anderson, Knoxville	3	187	3.20	0	3	0	10	75	.882
Mark Reimer, Erie	4	240	3.25	2	2	0	13	143	.917

1990 RILEY CUP PLAYOFFS RESULTS

QUARTERFINALS

Winston-Salem defeated Nashville 4 games to 1
Erie defeated Hampton Roads 3 games to 2
Greensboro defeated Virginia 3 games to 1

SEMIFINALS

Greensboro defeated Erie 2 games to 0
Winston-Salem bye into Riley Cup Finals

RILEY CUP FINALS

Game 1 - Greensboro 5 at Winston-Salem 3
Game 2 - Greensboro 3 at Winston-Salem 6
Game 3 - Winston-Salem 1 at Greensboro 5
Game 4 - Winston-Salem 3 at Greensboro 4 (2 OT)
Game 5 - Greensboro 4 at Winston-Salem 1

Greensboro Wins Riley Cup 4 Games to 1

LEADING SCORERS	GP	G	A	PTS
Len Soccio, Winston-Salem	10	5	12	17
Joe Ferras, Winston-Salem	10	3	13	16
Phil Berger, Greensboro	10	11	3	14
Troy Vollhoffer, Winston-Salem	9	8	6	14
Scott White, Greensboro	11	4	10	14

LEADING GOALIES	GP	MIN	AVG	W	L	SO	GA	SA	S%
Wade Flaherty, Greensboro	9	567	2.22	8	1	0	21	360	.944
Nick Vitucci, Greensboro	3	153	2.74	1	1	0	7	85	.924
Ken Rein, Winston-Salem	9	570	2.94	5	4	0	28	329	.922
Steve McKichan, Winston-Salem	3	209	3.15	1	2	0	11	120	.916
John Reid, Winston-Salem	3	209	4.02	1	2	0	12	129	.915

1989 RILEY CUP PLAYOFFS RESULTS

SEMIFINALS

Carolina defeated Erie 4 games to 0
Johnstown defeated Knoxville 4 games to 0

RILEY CUP FINALS

Game 1 - Carolina 1 at Johnstown 8
Game 2 - Carolina 1 at Johnstown 6
Game 3 - Johnstown 4 at Carolina 7
Game 4 - Johnstown at Carolina (Postponed)
Game 4A - Carolina 5 at Johnstown 3
Game 5 - Johnstown 1 at Carolina 7
Game 6 - Johnstown 7 at Carolina 4
Game 7 - Carolina 7 at Johnstown 4

Carolina Wins Riley Cup 4 Games to 3

LEADING SCORERS	GP	G	A	PTS
Tom Sasso, Johnstown	11	5	19	24
Rob Hrytsak, Johnstown	11	8	10	18
Scott Brown, Johnstown	11	8	8	16
Mike Marcinkiewicz, Johnstown	10	8	7	15
Quintin Brickley, Johnstown	11	7	8	15
J.F. Nault, Johnstown	11	4	11	15

LEADING GOALIES	GP	MIN	AVG	W	L	GA	SA	S%
Scott Gordon, Johnstown	11	647	3.34	7	4	36	337	.903
Nick Vitucci, Carolina	10	592	3.55	8	2	35	275	.887
Tony Mongillo, Erie	3	178	3.70	0	3	11	74	.871
Al Loring, Knoxville	4	234	6.41	0	3	25	107	.811
Gary Willett, Carolina	2	70	6.90	0	1	8	40	.833

SECTION 12

ALL-STAR

Photo courtesy Allen Americans

The Idaho Steelheads will host the 2027 Warrior/ECHL All-Star Classic at Idaho Central Arena on January 26 and 27, 2027.

ALL-STAR GAME FORMAT

2026 - Stars vs. Stripes
2025 - Game was not held
2024 - ECHL All-Stars vs. Savannah Ghost Pirates
2023 - Eastern Conference/Western Conference/ Cruisers/Destroyers
2022 - ECHL All-Stars vs. Jacksonville Icemen
2021 - Game was not held
2020 - Eastern Conference/Western Conference/Team Bolts/Team Hammers
2019 - Eastern Conference/Western Conference/Team Hooks/Team Fins
2018 - North Division vs. South Division / Central Divison vs. Mountain Division
2017 - ECHL All-Stars vs. Adirondack Thunder
2016 - Game was not held
2015 - ECHL All-Stars vs. Orlando Solar Bears
2014 - Game was not held
2013 - ECHL All-Stars vs. Colorado Eagles
2012 - Game was not held
2011 - ECHL All-Stars vs. Bakersfield Condors
2010 - American Conference vs. National Conference
2009 - American Conference vs. National Conference
2008 - American Conference vs. National Conference
2007 - American Conference vs. National Conference
2006 - American Conference vs. National Conference
2005 - American Conference vs. National Conference
2004 - Eastern Conference vs. Western Conference
2003 - Northern Conference vs. Southern Conference
2002 - Northern Conference vs. Southern Conference
2001 - Northern Conference vs. Southern Conference
2000 - Northern Conference vs. Southern Conference
1999 - Northern Conference vs. Southern Conference
1998 - Canada vs. USA/World
1997 - ECHL All-Stars vs. Charlotte Checkers
1996 - North Division vs. South Division
1995 - East Division vs. West Division
1994 - East Division vs. West Division
1993 - East Division vs. West Division

ALL-STAR GAME RESULTS

YEAR	CITY	SCORE	COACHES	ATTENDANCE
2006	Allen, Texas	Stars 17, Stripes 12	Matt Ginn (ATL), Tad O'Had (KC) Steve Martinson (ALN)	4,890
2024	Savannah, Ga.	ECHL 18, Savannah 11	Andrew Lord (GVL), Everett Sheen (IDH) Rick Bennett (SAV)	6,795
2023	Norfolk, Va.	Destroyers 2, Western 0 *Championship Game*	Jason Payne (CIN), Brenden Kotyk (SC) Jeff Carr (NOR)	5,067
2022	Jacksonville, Fla.	ECHL 14, Jacksonville 7	Jason Payne (CIN), Dan Watson (TOL) Nick Luukko (JAX)	7,687
2020	Wichita, Kan.	Eastern 4, Western 3 *Championship Game*	Steve Bergin (SC), Steve Martinson (ALN) Bruce Ramsay (WIC)	5,572
2019	Toledo, Ohio	Eastern 2, Team Fins 1 (SO) *Championship Game*	Brad Ralph (FLA), Matt Thomas (CIN), Dan Watson (TOL)	7,736
2018	Indianapolis, Ind.	South 3, North 1 Mountain 5, Central 2 Mountain 6, South 5 (SO)	Ryan Warsofsky (SC), Aaron Schneekloth (COL), Bernie John (IND)	4,795
2017	Glens Falls, N.Y.	ECHL 8, Adirondack 7	Dan Watson (TOL), Brad Ralph (FLA) Cail MacLean (ADK)	3,767
2015	Orlando, Fla.	ECHL 8, Orlando 4	Greg Poss (FLA), Steve Martinson (ALN) Vince Williams (ORL)	9,288
2013	Loveland, Colo.	ECHL 7, Colorado 3	Rob Murray (AK), Larry Courville (REA) Chris Stewart (COL)	5,289
2011	Bakersfield, Calif.	ECHL 9, Bakersfield 3	Ryan Mougenel (LV), Dean Stork (GRN) Marty Raymond (BAK)	7,397
2010	Ontario, Calif.	American 10, National 9 (SO)	Cail MacLean (SC), Derek Wilkinson (CHR) Derek Laxdal (IDH), Marty Raymond (BAK)	7,615
2009	Reading, Pa.	American 11, National 5	Mark Morrison (VIC), Matt Thomas (STK); Greg Puhalski (WHL), Ian Herbers (JHN)	5,693
2008	Stockton, Calif.	National 10, American 7	Glen Gulutzan (LV), Mark Morrison (VIC); Malcolm Cameron (TEX), Chuck Weber (CIN)	7,455
2007	Boise, Idaho	American 6, National 3	Glen Gulutzan (LV), Chris Cichocki (STK); Gerry Fleming (FLA), Malcolm Cameron (TEX)	4,371
2006	Fresno, Calif.	National 7, American 6	Davis Payne (AK), Glen Gulutzan (LV); Karl Taylor (REA), Jeff Pyle (GWT)	7,667
2005	Reading, Pa.	National 6, American 2	Mike Haviland (TRE), Matt Thomas (ATC); Jeff Pyle (GWT), Dave Farrish (PEN)	6,746
2004	Peoria, Ill.	Eastern 7, Western 6	Jason Christie (PEO), Toby O'Brien (JHN); Jeff Pyle (GWT), Davis Payne (AK)	7,242
2003	Estero, Fla.	Northern 8, Southern 2	Mike Haviland (ATC), Claude Noel (TOL); Chris Cichocki (ARK), Gerry Fleming (FLA)	6,442
2002	Trenton, N.J.	Southern 7, Northern 6	Peter Horachek (TRE), Perry Florio (RNK); Dave Farrish (LA), Davis Payne (PD)	7,165
2001	North Little Rock, Ark.	Southern 9, Northern 5	Troy Ward (TRE), Jason Christie (PEO); Rick Adduono (SC), Chris Cichocki (ARK)	7,029
2000	Greenville, S.C.	Northern 8, Southern 6	Don Granato (PEO), Mark Kaufman (RMD); John Marks (GRV), Frank Anzalone (PD)	9,444
1999	Biloxi, Miss.	Southern 7, Northern 4	Bruce Boudreau (MIS), Doug Shedden (LA); John Brophy (HRD), Frank Anzalone (PD)	7,566
1998	Lafayette, La.	Canada 11, USA/World 7	Rick Vaive (SC), Greg Puhalski (TOL); Doug Shedden (LA), Jack Capuano (PD)	11,493
1997	Charlotte, N.C.	Charlotte 7, ECHL 6	John Marks (CHR), Shawn Wheeler (CHR); Roger Neilson, Rick Vaive (SC)	7,087
1996	Tallahassee, Fla.	North 10, South 7	Roy Sommer (RMD), Jim Playfair (DAY); Jeff Brubaker (JAX), Terry Christensen (TAL)	5,576
1995	Greensboro, N.C.	West 6, East 5	Jeff Brubaker (GBM), Roy Sommer (RMD) Doug Sauter (WHL), Mark Kumpel (NSH)	5,662
1994	Norfolk, Va.	West 7, East 6	John Brophy (HRD), Doug Sauter (WHL) Ron Hansis (ERIE), Chris McSorley (TOL)	6,361
1993	Wheeling, W.Va.	East 7, West 3	John Brophy (HRD), Doug Sauter (WHL)	4,854

ALL-STAR GAME MOST VALUABLE PLAYER

2026 - Brannon McManus, Stripes, Adirondack
2024 - Mitchell Fossier, ECHL, Atlanta
2023 - Griffin Lunn, Destroyers, Norfolk
2022 - Marcus Crawford, ECHL, Kansas City
2020 - Logan Roe, Eastern, South Carolina
2019 - David Pacan, Eastern, Brampton
2018 - Taylor Cammarata, South, South Carolina
2017 - Matt Garbowsky, ECHL, Colorado
2015 - Myles Bell, ECHL, Evansville
2013 - Ryan Zapolski, ECHL, South Carolina
2011 - Mark Arcobello, ECHL, Stockton
2010 - Evan Barlow, National, Idaho
2009 - Matthew Ford, American, Charlotte
2008 - Ash Goldie, National, Victoria
2007 - Adam Berkhoel, American, Dayton
2006 - Luke Curtin, National, Fresno
2005 - Frank Doyle, National, Idaho
2004 - Randy Rowe, Eastern, Peoria
2003 - Scott Stirling, Northern, Atlantic City
2002 - Allan Sirois, Southern, Pee Dee
2001 - Jonas Soling, Southern, Augusta
2000 - Jeff Mitchell, Northern, Dayton
1999 - Jason Elders, Southern, Mobile
1998 - Andy MacIntyre, Canada, Jacksonville
1997 - Andrei Bashkirov, ECHL, Huntington
David Brosseau, Charlotte
1996 - Don Parsons, Northern, Johnstown
1995 - Jay Neal, West, Toledo
1994 - Joe Cook, West, Columbus
Cory Cadden, West, Knoxville
1993 - Darren Schwartz, East, Wheeling

TEAM ALL-STAR GAME RECORDS (standard/complete game format only)

MOST GOALS IN A GAME OR PERIOD

MOST GOALS, BOTH TEAMS, ONE GAME

19 - American All-Stars (10) vs. National All-Stars (9) (SO), Jan. 20, 2010 at Ontario, Calif.
18 - Canada All-Stars (11) vs. USA/World All-Stars (7), Jan. 20, 1998 at Lafayette, La.
17 - American All-Stars (7) vs. National All-Stars (10), Jan. 23, 2008 at Stockton, Calif.
- North All-Stars (10) vs. South All-Stars (7), Jan. 23, 1996 at Tallahassee, Fla.
16 - American All-Stars (11) vs. National All-Stars (5), Jan. 21, 2009 at Reading, Pa.

MOST GOALS, ONE TEAM, ONE GAME

11 - Canada All-Stars, Jan. 20, 1998 at Lafayette, La.
- American All-Stars, Jan. 21, 2009 at Reading, Pa.
10 - American All-Stars, Jan. 20, 2010 at Ontario, Calif.
- National All-Stars, Jan. 23, 2008 at Stockton, Calif.
- North All-Stars, Jan. 23, 1996 at Tallahassee, Fla.
9 - three times, most recent by:
ECHL All-Stars, Jan. 26, 2011 at Bakersfield, Calif.

LARGEST WINNING MARGIN

6 - three times, most recent by:
ECHL All-Stars (9) vs. Bakersfield Condors (3), Jan. 26, 2011 at Bakersfield, Calif.
4 - five times, most recent by:
ECHL All-Stars (8) vs. Orlando Solar Bears (4), Jan. 21, 2015 at Orlando, Fla.

FEWEST GOALS, BOTH TEAMS, ONE GAME

8 - National All-Stars (6) vs. American All-Stars (2), Jan. 26, 2005 at Reading, Pa.
9 - American All-Stars (6) vs. National All-Stars (3), Jan. 17, 2007 at Boise, Idaho
10 - ECHL All-Stars (7) vs. Colorado Eagles (3), Jan. 23, 2013 at Loveland, Colo.
Northern All-Stars (8) vs. Southern All-Stars (2), Jan. 21, 2003 at Estero, Fla.
East All-Stars (7) vs. West All-Stars (3), Feb. 2, 1993 at Wheeling, W.Va.

FEWEST GOALS, ONE TEAM, ONE GAME

2 - American All-Stars, Jan. 26, 2005 at Reading, Pa.
Southern All-Stars, Jan. 21, 2003 at Estero, Fla.
3 - four times, most recent by:
Colorado Eagles, Jan. 23, 2013 at Loveland, Colo.
4 - Northern All-Stars, Jan. 13, 1999 at Biloxi, Miss.
- Orlando Solar Bears, Jan. 21, 2015 at Orlando, Fla.

MOST GOALS, BOTH TEAMS, ONE PERIOD

9 - West All-Stars (5) vs. East All-Stars (4), Jan. 24, 1995 at Greensboro, N.C.
8 - American All-Stars (4) vs. National All-Stars (4), Jan. 25, 2006 at Fresno, Calif.
7 - six times, most recent:
Adirondack Thunder (4) vs. ECHL All-Stars (3), Jan. 18, 2017 at Glens Falls, N.Y.

MOST GOALS, ONE TEAM, ONE PERIOD

5 - seven times, most recent by:
ECHL All-Stars (2nd period), Jan. 21, 2015 at Orlando, Fla.
4 - 15 times, most recent by:
ECHL All-Stars (1st period), Jan. 18, 2017 at Glens Falls, N.Y.
Adirondack Thunder (3rd period), Jan. 18, 2017 at Glens Falls, N.Y.
3 - 24 times, most recent by:
ECHL All-Stars (3rd period), Jan. 21, 2015 at Orlando, Fla.

SHOTS ON GOAL

MOST SHOTS, BOTH TEAMS, ONE GAME

110 - East All-Stars (70) vs. West All-Stars (40), Jan. 25, 1994 at Norfolk, Va.
98 - ECHL All-Stars (51) vs. Orlando Solar Bears (47), Jan. 21, 2015 at Orlando, Fla.
- American All-Stars (54) vs. National All-Stars (44), Jan. 21, 2009 at Reading, Pa.
93 - Canada All-Stars (58) vs. USA/World All-Stars (35), Jan. 20, 1998 at Lafayette, La.
91 - East All-Stars (47) vs. West All-Stars (44), Feb. 2, 1993 at Wheeling, W.Va.

MOST SHOTS, ONE TEAM, ONE GAME

70 - East All-Stars, Jan. 25, 1994 at Norfolk, Va.
58 - Canada All-Stars, Jan. 20, 1998 at Lafayette, La.
54 - Eastern All-Stars, Jan. 21, 2004 at Peoria, Ill.
- American All-Stars, Jan. 21, 2009 at Reading, Pa.

FEWEST SHOTS, BOTH TEAMS, ONE GAME

52 - Adirondack Thunder (28) vs. ECHL All-Stars (24), Jan. 18, 2017 at Glens Falls, N.Y.
65 - East All-Stars (38) vs. West All-Stars (27), Jan. 24, 1994 at Norfolk, Va.
69 - South All-Stars (38) vs. North All-Stars (31), Jan. 23, 1995 at Tallahassee, Fla.
- American All-Stars (43) vs. National All-Stars (26), Jan. 25, 2006 at Fresno, Calif.
70 - ECHL All-Stars (41) vs. Bakersfield Condors (29), Jan. 26, 2011 at Bakersfield, Calif.

FEWEST SHOTS, ONE TEAM, ONE GAME

24 - ECHL All-Stars, Jan. 18, 2017 at Glens Falls, N.Y.
26 - National All-Stars, Jan. 25, 2006 at Fresno, Calif.
27 - West All-Stars, Jan. 24, 1995 at Tallahassee, Fla.
- ECHL All-Stars, Jan. 23, 2013 at Loveland, Colo.
28 - Adirondack Thunder, Jan. 18, 2017 at Glens Falls, N.Y.
- Charlotte Checkers, Jan. 21, 1997 at Charlotte, N.C.

MOST SHOTS, BOTH TEAMS, ONE PERIOD

41 - East All-Stars (27) vs. West All-Stars (14), Jan. 25, 1994 at Norfolk, Va. (twice)
39 - American All-Stars (21) vs. National All-Stars (18), Jan. 26, 2005 at Reading, Pa.
- Canada All-Stars (23) vs. USA/World All-Stars (16), Jan. 20, 1998 at Lafayette, La.
38 - National All-Stars (20) vs American All-Stars (18), Jan. 21, 2009 at Reading, Pa.

MOST SHOTS, ONE TEAM, ONE PERIOD

27 - East All-Stars, Jan. 25, 1994 at Norfolk, Va. (twice)
26 - Eastern All-Stars, Jan. 21, 2004 at Peoria, Ill.
23 - Canada All-Stars, Jan. 20, 1998 at Lafayette, La.

FEWEST SHOTS, BOTH TEAMS, ONE PERIOD

15 - West All-Stars (10) vs. East All-Stars (5), Jan. 24, 1995 at Greensboro, N.C.
20 - three times, most recent by:
ECHL All-Stars (14) vs. Bakersfield Condors (6), Jan. 26, 2011 at Bakersfield, Calif.
21 - South All-Stars (13) vs. North All-Stars (8), Jan. 23, 1996 at Tallahassee, Fla.

FEWEST SHOTS, ONE TEAM, ONE PERIOD

5 - East All-Stars, Jan. 24, 1995 at Greensboro, N.C.
- West All-Stars, Jan. 24, 1995 at Greensboro, N.C.
6 - three times, most recent by:
Bakersfield Condors, Jan. 26, 2011 at Bakersfield, Calif.
8 - nine times, most recent by:
ECHL All-Stars, Jan. 23, 2013 at Loveland, Colo.

FASTEST GOALS

FASTEST TWO GOALS, BOTH TEAMS

10 seconds - Jan. 26, 2005 at Reading, Pa., Brett Engelhardt, American All-Stars (3:45 of 2nd) and Brent Robinson, National All-Stars (3:55 of 2nd)

12 seconds - Jan. 21, 1997 at Charlotte, N.C., Eric Boulton, Charlotte (8:02 of 2nd) and Mike Pomichter, ECHL All-Stars (8:14 of 2nd)

15 seconds - Jan. 20, 2010 at Ontario, Calif., Brandon Buck, American All-Stars (5:58 of 3rd) and Evan Barlow, National All-Stars (6:13 of 3rd)

18 seconds - Jan. 21, 2009 at Reading, Pa., Matthew Ford, American All-Stars (1:32 of 3rd) and Kevin Baker, American All-Stars (1:50 of 3rd)

19 seconds - Jan. 21, 2004 at Peoria, Ill., Sam Paolini, Eastern All-Stars (16:00 of 2nd) and Corey Neilson, Western All-Stars (16:19 of 2nd)

FASTEST THREE GOALS, BOTH TEAMS

44 seconds - Jan. 24, 1995 at Greensboro, N.C., Steve Flomenhoft, West All-Stars (16:25 of 1st), Dennis Purdie, West All-Stars (16:46 of 1st), and Shawn Wheeler, East All-Stars (17:09 of 1st)

1 minute, 15 seconds - Jan. 20, 1998 at Lafayette, La., Mike Latendresse, Canada All-Stars (5:58 of 3rd), Andy MacIntyre, Canada All-Stars (6:15 of 3rd), and Cal Ingraham, USA/World All-Stars (7:13 of 3rd)

1 minute, 22 seconds - Jan. 21, 1997 at Charlotte, N.C., David Brosseau, Charlotte (6:52 of 2nd), Eric Boulton, Charlotte (8:02 of 2nd), and Mike Pomichter, ECHL All-Stars (8:14 of 2nd)

FASTEST TWO GOALS, ONE TEAM

16 seconds - National All-Stars, Ash Goldie (16:55 of 2nd) and Peter Ferraro (17:11 of 2nd) Jan. 23, 2008 at Stockton, Calif.

17 seconds - Canada All-Stars, Mike Lavenders (5:58 of 3rd) and Andy MacIntyre (6:15 of 3rd) Jan. 20, 1998 at Lafayette, La.

18 seconds - Southern All-Stars, Jason Elders (6:18 of 2nd) and Jan Kobezda (6:36 of 2nd), Jan. 13, 1999 at Biloxi, Miss.
- American All-Stars, Matthew Ford (1:32 of 3rd) and Kevin Baker (1:50 of 3rd), Jan. 21, 2009 at Reading, Pa.

FASTEST THREE GOALS, ONE TEAM

1 minute, 19 seconds - American All-Stars, Matthew Ford (1:32 of 3rd), Kevin Baker (1:50 of 3rd), and Ryan Cruthers (2:51 of 3rd), Jan. 21, 2009 at Reading, Pa.

1 minute, 50 seconds - West All-Stars, Mark Woolf (14:56 of 1st), Steve Flomenhoft (16:25 of 1st), and Dennis Purdie (16:46 of 1st), Jan. 24, 1995 at Greensboro, N.C.

3 minutes, 27 seconds - National All-Stars, Peter Ferraro (13:44 of 2nd), Ash Goldie (16:55 of 2nd), and Peter Ferraro (17:11 of 2nd), Jan. 23, 2008 at Stockton, Calif.

3 minutes, 30 seconds - South All-Stars, Chris Bergeron (2:26 of 1st), Bob Berg (4:50 of 1st), and Hugo P. Belanger (5:56 of 1st), Jan. 23, 1996 at Tallahassee, Fla.

PENALTY MINUTES

MOST PENALTY MINUTES, BOTH TEAMS, ONE GAME

12 - North All-Stars (6) vs. South All-Stars (6), Jan. 23, 1996 at Tallahassee, Fla.

MOST PENALTY MINUTES, ONE TEAM, ONE GAME

6 - two times, most recent by:
Southern All-Stars, Jan. 13, 1999 at Biloxi, Miss.

FEWEST PENALTY MINUTES, BOTH TEAMS, ONE GAME

0 - eight times, most recent by:
ECHL All-Stars vs. Adirondack Thunder, Jan. 18, 2017 at Glens Falls, N.Y.

FEWEST PENALTY MINUTES, ONE TEAM, ONE GAME

0 - 21 times, most recent by:
ECHL All-Stars, Jan. 18, 2017 at Glens Falls, N.Y.
Adirondack Thunder, Jan. 18, 2017 at Glens Falls, N.Y.

ALL-STAR GAME INDIVIDUAL RECORDS

GAMES

MOST GAMES PLAYED

7 - Chris Valicevic (1994, 1996-2001)
5 - Luke Curtin (1999, 2000, 2005, 2006, 2007)
4 - Scott Burfoot (1993, 1994, 1995, 1998)
- Tom Nemeth (1993, 1994, 1998, 2001)
3 - by 13 players

GOALS

MOST GOALS, CAREER

6 - Darren Schwartz (1993, 1994, 1995)
4 - Brian McCullough (2001, 2003, 2004)
- Dany Bousquet (1998, 2000, 2001)
- Andy MacIntyre (1998)
- Jonas Soling (1999, 2001)
- Kevin Baker (2007, 2009)

MOST GOALS, ONE GAME

4 - Andy MacIntyre, Canada All-Stars, Jan. 20, 1998 at Lafayette, La.
3 - seven players, most recent by:
Mark Arcobello, ECHL All-Stars, Jan. 26, 2011 at Bakersfield, Calif.
2 - 38 players, most recent by:
Matt Garbowsky, David Vallorani and Alex Wideman, ECHL All-Stars, Jan. 18, 2017 at Glens Falls, N.Y.

ASSISTS

MOST ASSISTS, CAREER

7 - Scott Burfoot (1993, 1994, 1995, 1998)
6 - Glenn Stewart (1995, 1996)
5 - Greg Rallo (2007, 2008)
- Sheldon Gorski (1993, 1998)
- Dave Seitz (1998, 1999)

MOST ASSISTS, ONE GAME

4 - five players, most recent by:
Greg Rallo, National All-Stars, Jan. 23, 2008 at Stockton, Calif.
3 - 14 players, most recent by:
John Scrymgeour, ECHL All-Stars, Jan. 26, 2011 at Bakersfield, Calif.

POINTS

MOST POINTS, CAREER

9 - Darren Schwartz (1993, 1994, 1995)
8 - Brian McCullough (2001, 2003, 2004)
7 - Scott Burfoot (1993, 1994, 1995, 1998)
- Glenn Stewart (1995, 1996)
6 - Kevin Baker (2007, 2009)
- Greg Rallo (2007, 2008)
- Ash Goldie (2008)

MOST POINTS, ONE GAME

6 - Ash Goldie, National All-Stars, Jan. 23, 2008 at Stockton, Calif.
5 - Greg Rallo, National All-Stars, Jan. 23, 2008 at Stockton, Calif.
- Peter Ferraro, National All-Stars, Jan. 23, 2008 at Stockton, Calif.
- Andy MacIntyre, Canada All-Stars, Jan. 20, 1998 at Lafayette, La.
4 - 17 players, most recent by:
Matt Garbowsky, ECHL All-Stars, Jan. 18, 2017 at Glens Falls, N.Y.

FASTEST GOALS

FASTEST GOAL, START OF GAME

43 seconds - Randy Rowe, Eastern All-Stars, Jan. 21, 2004 at Peoria, Ill.
1 minute, 37 seconds - Denny Felsner, USA/World All-Stars, Jan. 20, 1998 at Lafayette, La.
1 minute, 53 seconds - Chris Valicevic, East All-Stars, Jan. 25, 1994 at Norfolk, Va.

FASTEST GOAL, START OF PERIOD

22 seconds - Ash Goldie, National All-Stars, Jan. 23, 2008 at Stockton, Calif.
23 seconds - Luke Curtin, National All-Stars, Jan. 25, 2006 at Fresno, Calif.
42 seconds - Steve Lingren, North All-Stars, Jan. 23, 1996 at Tallahassee, Fla.

FASTEST TWO GOALS, ONE PLAYER
20 seconds - Luke Curtin, National All-Stars, Jan. 25, 2006 at Fresno, Calif.
2 minutes, 51 seconds - Don Parsons, North All-Stars, Jan. 23, 1996 at Tallahassee, Fla.
3 minutes, 27 seconds - Peter Ferraro, National All-Stars, Jan. 23, 2008 at Stockton, Calif.

FASTEST TWO GOALS, ONE PLAYER, START OF GAME
5 minutes, 52 seconds - Darren Schwartz, East All-Stars, Jan. 24, 1995 at Greensboro, N.C.

FASTEST THREE GOALS, ONE PLAYER
8 minutes, 28 seconds - Darren Schwartz, East All-Stars, Jan. 24, 1995 at Greensboro, N.C.

PENALTY MINUTES

MOST PENALTY MINUTES, ONE GAME
4 - Todd Wetzel, North All-Stars, Jan. 23, 1996 at Tallahassee, Fla.

GOALTENDERS

MOST GAMES PLAYED
3 - Scott Stirling (2001, 2003, 2004)
2 - Mitch Gillam (2019, 2020)
Pat Nagle (2018, 2019)
David Shantz (2007, 2010)
Bujar Amidovski (1999, 2000)
Nick Vitucci (1993, 1997)
Frederic Cloutier (2002, 2004)
Chris Madden (2002, 2005)

MOST SAVES BY A GOALTENDER, ONE GAME
38 - Brad Mullahy, West All-Stars, Jan. 25, 1994 at Norfolk, Va.
32 - Josh Tordjman, Bakersfield Condors, Jan. 26, 2011 at Bakersfield, Calif.
29 - Sinuhe Wallinheimo, USA/World All-Stars, Jan. 20, 1998 at Lafayette, La.
26 - Cory Cadden, West All-Stars, Jan. 25, 1994 at Norfolk, Va.

FEWEST SAVES BY A GOALTENDER, ONE GAME
4 - Julien Ellis, National All-Stars, Jan. 23, 2008 at Stockton, Calif.
- Jeff Glass, American All-Stars, Jan. 25, 2006 at Fresno, Calif.
- Ryan MacDonald, National All-Stars, Jan. 17, 2007 at Boise, Idaho
6 - Michael Ouzas, ECHL All-Stars, Jan. 26, 2011 at Bakersfield, Calif.
7 - five players, most recent by:
Patrick Killeen, ECHL All-Stars, Jan. 26, 2011 at Bakersfield, Calif.
8 - five players, most recent by:
Adam Brown, Colorado Eagles, Jan. 23, 2013 at Loveland, Colo.

ALL-STAR GAME BOX SCORES

2026 – Allen, Texas
Stripes 17, Stars 12

	1	2	3	Total
Stars	4	7	1	12
Stripes	5	4	8	17

First Period-1, Stars, Crone 1 (Watts, Hawkins), 1:32. 2, Stripes, Sedley 1 (Murray, Spitserov), 5:54. 3, Stripes, Asuchak 1 (Paliani, Decker), 9:15. 4, Stripes, Asuchak 2 (Crawford, Paliani), 10:48. 5, Stripes, McAuley 1 (Semptimphelter), 15:09. 6, Stars, Hawkins 1 (Watts, Crone), 16:17. 7, Stars, Dzhaniyev 1 18:52. 8, Stripes, McManus 1 (Crawford, Kalmikov), 19:28. 9, Stars, Beck 1 21:55. Penalties-No Penalties

Second Period-10, Stars, Hawkins 2 (Johnson, Crone), 2:26 (PP). 11, Stars, O'Brien 1 (Crnkovic, Zloty), 6:40. 12, Stripes, Johnson 1 (Kalmikov, McManus), 8:23. 13, Stars, Watts 1 (Hawkins, Greco), 8:51. 14, Stripes, Lombardi 1 (Crawford, Hargrove), 9:47. 15, Stars, Hawkins 3 (Watts), 10:37. 16, Stripes, Morrison 1 (Spitserov), 11:25. 17, Stars, Katic 1 (Dzhaniyev, Beck), 12:48. 18, Stars, Martin 1 (Stanick), 13:39. 19, Stars, Zloty 1 (Prefontaine, Gursoy), 18:05. 20, Stripes, Paliani 1 (Cesana, Decker), 20:32. Penalties-served by Kalmikov Stpe (bench - delay of game), 1:00; served by Anania Stpe (bench - delay of game), 22:00.

Third Period-21, Stripes, McManus 2 (Lombardi, Johnson), 4:20. 22, Stripes, McManus 3 (Sedley, Lombardi), 5:16. 23, Stripes, Kalmikov 1 (Romano, Hoffmann), 6:01. 24, Stripes, Lombardi 2 (Crawford, Hargrove), 8:47. 25, Stripes, Romano 1 (Kalmikov, McManus), 13:10. 26, Stars, Crnkovic 1 (O'Brien), 18:30. 27, Stripes, Hargrove 1 (Cesana), 18:55. 28, Stripes, Hargrove 2 (Lombardi, Sedley), 20:33. 29, Stripes, Kalmikov 2 (Romano), 21:58. Penalties-served by Stanick Star (bench - delay of game), 1:00.

Shots on goal - Stars 17 – 23 – 16 - - 56. Stripes 16 – 16 – 20 - - 52.

Goalies - Stars, Brodeur (16 shots-11 saves); Tendeck (16 shots-12 saves); Jonsson 0-1-0 (20 shots-12 saves). Stripes, Semptimphelter (17 shots-13 saves); Costantini (23 shots-16 saves); Cranley 1-0-0 (16 shots-15 saves).

Referees - Tyler Hascall and Brendan Schreider. Linesmen – Michael Miggans and Jake Paugh **A -** 4,890**.**

Most Valuable Player - Brannon McManus, Stripes, Adirondack

Stars Roster
Easton Armstrong, Noah Beck, Harrison Blaisdell, Jeremy Brodeur, Anthony Costantini, Kyle Crnkovic, Hank Crone, Danny Dzhaniyev, Michael Gildon, Mike Greco, Kevin Gursoy, Brandon Hawkins, Jake Johnson, Samuel Jonsson, Danny Katic, Charles Martin, Riley McCourt, Jack O'Brien, Ty Prefontaine, David Tendeck and Brayden Watts

Stripes Roster
Andre Anania, Spencer Asuchak, Dennis Cesana, Marco Costantini, Will Cranley, Marcus Crawford, Jackson Decker, Colton Hargrove, Brendan Hoffmann, Brent Johnson, Brooklyn Kalmikov, Colby McAuley, Brannon McManus, Brad Morrison, Troy Murray, Devon Paliani, Sam Sedley, TJ Semptimphelter and Timofey Spitserov

2024 – Savannah, Georgia
ECHL All-Stars 18, Savannah Ghost Pirates 11

	1	Skills	2	3	Total
ECHL All-Stars	4	0	4	10	18
Savannah	1	3	2	5	11

First Period - 1, Savannah All-Stars, Collins 1 (Kaplan, Ferraro), 3:40. 2, ECHL All-Stars, Hawkins 1 (Smereck), 5:36. 3, ECHL All-Stars, Mayhew 1 (Fossier, Hawkins), 6:39. 4, ECHL All-Stars, Hillis 1 (Aleardi, Dugan), 8:25. 5, ECHL All-Stars, Andreev 1 (Fossier, Jones), 14:48.

Skills - 6, Savannah (Fastest Skater). 7, Savannah (Hardest Shot). 8, Savannah (Accuracy Shooting).

Second Period - 9, ECHL All-Stars, Aleardi 1 (Dugan, Hillis), 1:32. 10, Savannah All-Stars, Armour 1 (Pinard, Carroll), 2:50. 11, Savannah All-Stars, Armour 2 (Pinard, Vescio), 9:34. 12, ECHL All-Stars, Dugan 1 (Staios, Bednard), 19:50. 13, ECHL All-Stars, Hawkins 2 (Fossier, Staios), 21:17. 14, ECHL All-Stars, Hawkins 3 (Fossier, Andreev), 22:28.

Third Period - 15, ECHL All-Stars, Curry 1 (Hamaliuk), 1:03. 16, ECHL All-Stars, Aleardi 2 (Harris, Moore), 4:37. 17, ECHL All-Stars, Grasso 1 (Harris), 6:21. 18, ECHL All-Stars, Smereck 1 (Hillis, Grasso), 8:05. 19, Savannah All-Stars, Kaplan 1 9:03. 20, ECHL All-Stars, Fossier 1 (Smereck, Brown), 10:32. 21, ECHL All-Stars, Tychonick 1 (Fossier), 11:05. 22, ECHL All-Stars, Brown 1 (Fossier), 12:13. 23, Savannah All-Stars, Vidmar 1 (Martin), 13:08. 24, Savannah All-Stars, Vidmar 2 (Martin, Gilmour), 13:24. 25, ECHL All-Stars, Curry 2 (Moore, Andreev), 14:04. 26, Savannah All-Stars, Drevitch 1 (Valleau), 16:25. 27, ECHL All-Stars, Hamaliuk 1 (Hoelscher, Brown), 17:13. 28, Savannah All-Stars, Valleau 1 (Armour, McNiven), 17:52. 29, ECHL All-Stars, Hamaliuk 2 (Staios), 19:08.

Shots on goal - ECHL 11 – 13 – 18 - - 42. Savannah 11 – 15 – 17 - - 43.

Goalies - ECHL, Jones (11 shots-10 saves), Bednard (14 shots-12 saves) and Milic 1-0-0 (15 shots-10 saves). Savannah, Buillion (16 shots-11 saves) and McNiven 0-1-0 (26 shots-13 saves).

Referees - Logan Gruhl and Trevor Wohlford. Linesmen – Sean D'Loughy and Bryan Gorcoff **A -** 6,795**.**

Most Valuable Player - Mitchell Fossier, ECHL, Atlanta

ECHL Roster
Alex Aleardi, Max Andreev, Ryan Bednard, Matt Brown, Gabriel Chicoine, Patrick Curry, Jack Dugan, Mitchell Fossier, Patrick Grasso, Dillon Hamaliuk, Brendan Harris, Brandon Hawkins, Cameron Hillis, Mitchell Hoelscher, Peyton Jones, Kyle Mayhew, Thomas Milic, Connor Moore, Nathan Staios, Jalen Smereck and Jonny Tychonick

Savannah Roster
Ross Armour, Matthew Boudens, Michael Bullion, Noah Carroll, Anthony Collins, Logan Drevitch, Adam Eby, Brandon Estes, Mike Ferraro, Joe Fleming, Alex Gilmour, Keltie Jeri-Leon, Jordan Kaplan, Carter Long, Bryce Martin, Michael McNiven, Brent Pedersen, Simon Pinard, Ryan Scarfo, Nolan Valleau, Tanner Vescio and Sebastian Vidmar

2023 - Norfolk, Virginia

Eastern Conference 1, Destroyers 1
1, Destroyers, McDougall 1 (Hu, Lunn), 3:25. 2, East, Topatigh 1 (Hughes), 4:57.

Shots on goal - Eastern Conference 5, Destroyers 6.
Goalies - Eastern Conference, Johnson (6 shots-5 saves). Destroyers, Vomacka (5 shots-4 saves).

Western Conference 1, Cruisers 0
1, West, Malone 1 (McKenna), 6:53.

Shots on goal - Western Conference 6, Cruisers 8.
Goalies - Western Conference, Cossa (8 shots-8 saves). Cruisers, Flodell (6 shots-5 saves).

Western Conference 6, Destroyers 3
1, West, Finlay 1 (Nychuk, Myer), 0:41. 2. West, Matsuhima 1 (Maniscalco), 1:05. 3. Destroyers, Lunn 1 (unassisted), 2:29. 4. West, McKenna 1 (Felhaber, Griffin), 3:25. 5. West, Felhaber 1 (Griffin), 3:45. 6. West, McKenna (EN) 2 (Malone), 4:15. 7. Destroyers, Timofeyev 1 (Hu), 4:53. 8. West, Matsushima (EN) 2 (Finlay), 5:59. 9. Destroyers, Lunn 2 (unassisted), 6:15.

Shots on goal - Western Conference 10, Destroyers 5.
Goalies - Western Conference, Cossa (5 shots-2 saves). Destroyers, Vomacka (8 shots-4 saves).

Cruisers 2, Eastern Conference 1
1, East, Skirving 1 (Adams, Johnson), 0:50. 2. Cruisers, Ouderkirk 1 (Bertuzzi), 5:02. 3. Cruisers, Murray 1 (Bertuzzi).

Shots on goal - Cruisers 5, Eastern Conference 6.
Goalies - Cruisers, Bullion (6 shots-5 saves). Eastern Conference, Johnson (5 shots-3 saves).

Eastern Conference 2, Western Conference 1
1, East, Skirving 2 (Bettez), 0:15. 2. East, Ierullo 1 (Brodzinski), 2:40. 3. West, McKenna 3 (Felhaber, Brown), 5:39.

Shots on goal - Eastern Conference 9, Western Conference 5.
Goalies - Eastern Conference, Johnson (5 shots-4 saves). Western Conference, Cossa (9 shots-7 saves).

Destroyers 5, Cruisers 1
1, Destroyers, Cooley 1 (Constantinou), 0:45. 2. Cruisers, Katic 1 (unassisted), 2:37. 3. Destroyers, Roy 1 (unassisted), 3:20. 4. Destroyers, Fryer 1 (Roy, Vomacka), 4:17. 5. Destroyers, Constantinou 1 (Cooley), 6:11. 6. Destroyers, Lunn 3 (Brodt, King), 6:46.

Shots on goal - Destroyers 8, Cruisers 1
Goalies - Destroyers, Vomacka (1 shots-0 saves). Cruisers, Flodell (8 shots-3 saves).

Cruisers 3, Destroyers 1
1. Cruisers, Foss 1 (Smirnov), 2:33. 2. Cruisers, Katic 2 (Ouderkirk, Hamilton), 4:11. 3. Cruisers, Katic 3 (Ouderkirk), 5:18. 4. Destroyers, Hu 1 (unassisted), 6:35.

Shots on goal - Cruisers 7, Destroyers 6
Goalies - Cruisers Bullion (6 shots-5 saves), Destroyers, Vomacka (7 shots-4 saves)

Eastern Conference 4, Western Conference 0
1, East, Hughes 1 (unassisted), 2:01. 2. East, Adams 1 (Newton, Topatigh), 4:07. 3. East, Santos 1 (Bettez), 6:15. 4. East, Bettez (Topatigh, Hughes), 6:57.

Shots on goal - Eastern Conference 10, Western Conference 4
Goalies - Eastern Conference, Johnson (4 shots-4 saves). Western Conference, Cossa (10 shots-6 saves).

Destroyers 2, Western Conference 0
1, Destroyers, Roy 2 (Brodt, Lunn), 3:35. 2. Destroyers, Lunn 4 (Roy), 6:53.

Shots on goal - Destroyers 4, Western Conference 7
Goalies - Destroyers, Vomacka (7 shots-7 saves). Western Conference, Cossa (4 shots-2 saves).

Referees - Nolan Bloyer and Alex Normandin. **Linesmen -** Brady Fagan and Colin Gates. **A -** 5,067

2022 – Jacksonville, Florida
ECHL All-Stars 14, Jacksonville Icemen 7

	1	Skills	2	3	Total
ECHL All-Stars	4	0	4	6	14
Jacksonville	1	3	1	2	7

First Period- 1., ECHL, Gould 1 (Doremus, Nelson), 2:05. 2., ECHL, Thunstrom (D'Astous, Archambault), 6:10. 3. Jacksonville, Girduckis 1 (Ford). 4. ECHL, Luchuk 1 (Winiecki, Hensick). 5., ECHL, Crawford 1 (D'Auost, Archambault).

Skills - 6., Jacksonille (Fastest Skater). 7., Jacksonville (Hardest Shot). 8., Jacksonville (Accuracy Shooting).

Second Period - 9., ECHL, Nellis 1 (Archambault, Davison), 1:58. 10., ECHL, Winiecki 1 (Pecararo), 6:32. 11., Jacksonville, Michalchuk 1 (PS), 8:02. 12., ECHL, Crawford 2 (Shaver, Masonius), 14:45. 13., ECHL, Nellis 2 (Hensick, Archambault), 16:35.

Third Period - 14., ECHL, D'Auost 1 (Hensick), 6:45. 15., ECHL, Nelson 1 (Doremus), 10:00. 16., ECHL, Tonge 1 (Pecararo, Davison). 17., Jacksonville, Fortunato 1 (Girduckis), 14:00. 18., ECHL, Nellis 3 (Archambault, Masonius), 16:06. 19., ECHL, Winiecki 2 (Crawford, Luchuk), 16:43. 20., ECHL, Crawford 3 (Luchuk), 17:33. 21., Jacksonville, Neudecker 1 (Ford), 19:48.

Shots on goal - ECHL 15 – 11 – 14 - - 40. Jacksonville 11 – 12 – 11 - - 34.

Goalies - ECHL, Appleby (11 shots-10 saves), Buitenhuis 1-0-0 (12 shots-11 saves) and Barone (11 shots-19 saves). Jacksonville, Kapelmaster (20 shots-14 saves) and Mundinger 0-1-0 (20 shots-12 saves).

Referees - Jake Rekucki and Riley Yerkovich. Linesmen – Scott Senger and Ben Shiley**. A -** 7,687**.**

Most Valuable Player - Marcus Crawford, ECHL Kansas City

ECHL Roster
Ken Appleby, Olivier Archambault, Brad Barone, Evan Buitenhuis, Marcus Crawford, Alexis D'Aoust, Charle-Edouard D'Astous, Tim Davison, Jack Doremus, Wyatt Ege, Justin Florek, Olivier Galipeau, Gavin Gould, TJ Hensick, Mike Lee, Aaron Luchuk, Joe Masonius, Anthony Nellis, Logan Nelson, Liam Pecararo, Sophia Shaver, Allie Thunstrom, Alex Tonge and Blake Winiecki.

Jacksonville Roster
Jillian Dempsey, Croix Evingson, Nick Ford, Brandon Fortunato, Jacob Friend, Sean Giles, Abbott Girduckis, Ben Hawerchuk, Justin Kapelmaster, Josh Koepplinger, Derek Loedermeier, Luke Lynch, Austin McEneny, Kyle McKenzie, Vladislav Mikhalchuk, Stephen Mundinger, Bauer Neudecker, Jacob Panetta and Joey Sides.

2020 - Wichita, Kansas

Team Bolts 3, Western Conference 2
1, Bolts, Desharnais 1 (Safin, Starrett), 1:08. 2, West, Kestner 1 (unassisted), 2:48. 3, West, Richart 1 (Marvin, Brown), 3:29, 4. Bolts, Starrett, 1 (unassisted), 5. Bolts, Crinella, 1 (Exell), 6:13.

Shots on goal - Team Bolts 10, Wesstern Conference 9.
Goalies - Team Bolts, Weninger (9 shots-7 saves). Western Conference, Luukkonen (10 shots-7 saves).

Eastern Conference 6, Team Hammers 1
1, East, Samuels-Thomas 1 (Roe), 1:06. 2. East, Warren 1 (Flanagan, Ammirato), 2:43. 3. East, Roe 1 (Duszak). 4. East, Duszak (Samuels-Thomas), 3:55. 5. Samuels-Thomas 2 (Duszak, Roe), 4:42. 6. East, Marchin 1 (Elmer), 5:35. 7. Hammers, Fournier 1 (Schmitz), 6:34.

Shots on goal - Eastern Conference 14, Team Hammers 11.
Goalies - Eastern Conference, Milner (11 shots-10 saves). Team Hammers, Gillam (14 shots-8 saves).

Team Bolts 3, Eastern Conference 1
1, Bolts, Pankowski 1 (Parkkonen, Weselowski), 0:37. 2. Bolts, Dorowicz 1 (Parkkonen, Allen), 4:06. 3. Bolts, Desharnais 2 (Starrett), 6:44. 4. East, Elmer 1 (Warren, Roe), 6:58.

Shots on goal - Team Bolts 7, Eastern Conference 6.
Goalies - Team Bolts, Weninger (6 shots-5 saves). Eastern Conference, Milner (7 shots-4 saves).

Team Hammers 5, Western Conference 2
1, Hammers, Salvaggio 1 (Crane, Schmitz), 0:35. 2. Hammers, Fournier 2 (Ricci), 1:03. 3. Hammers, Fournier 3 (Ricci, Cameranesi), 1:36. 4. West, Richart 2 (unassisted), 3:51. 5. Hammers, Cameranesi 1 (Ricci, Graves), 5:12. 6. West, Osburn (unassisted), 6:06. 7, Hammers, Fournier 4 (Vesey), 6:54.

Shots on goal - Team Hammers 13, Western Conference 9.
Goalies - Team Hammers, Gillam (9 shots-7 saves). Western Conference, Luukkonen (13 shots-8 saves).

Western Conference 2, Eastern Conference 1
1, West, Kestner 2 (unassisted), 1:23. 2. West, Marvin 1 (Richart), 1:51. 3. East, Marchin 2 (Flanagan, Ammirato), 5:05.

Shots on goal - Western Conference 11, Eastern Conference 8.
Goalies - Western Conference, Luukkonen (8 shots-7 saves). Eastern Conference, Milner (11 shots-9 saves).

Team Bolts 2, Team Hammers 2
1, Hammers, Crane 1 (Salvaggio), 0:21. 2. Bolts, Dorowicz 2 (Parkkonen, Borsoi), 1:31. 3. Bolts, Starrett 2 (Exell, Desharnais), 5:17. 4. Hammers, Schmitz 1 (Vesey, Graves), 6:05.

Shots on goal - Team Bolts 14, Team Hammers, 8
Goalies - Team Bolts, Wells (8 shots-6 saves). Team Hammers, Gillam (14 shots-12 saves).

Western Conference 4, Team Hammers 1
1, West, Kestner 3 (Sheehy, Norrish), 2:29. 2. West, Saulnier 1 (Osburn), 4:35. 3. Hammers, Vesey 1 (Ricci), 4:50. 4. West, Saulnier 2 (Richart, Piccinich), 5:07. 5. West, Richart 3 (Saulnier), 5:30.

Shots on goal - Western Conference 8, Team Hammers 9
Goalies - Western Conference, Luukkonen (9 shots-8 saves), Team Hammers, Gillam (8 shots-4 saves)

Eastern Conference 4, Team Bolts 4
1, East, Roe 2 (unassisted), 0:09. 2. Bolts, Dorowicz 3 (Weselowski), 1:14. 3. East, Brodzinski 1 (Ammirato), 1:32. 4. Bolts, Desharnais 3 (Pankowski), 4:32. 5. East, Warren 2 (Roe), 5:26. 6. East, Marchin 3 (Ammirato, Roe), 5:46. 7. Bolts, Parkkonen 1 (Starrett), 5:57. 8. Bolts, Starrett 3 (Parkkonen, Exell), 6:32.

Shots on goal - Eastern Conference 8, Team Bolts 6
Goalies - Eastern Conference, Milner (6 shots-2 saves). Team Bolts, Weninger (8 shots-4 saves).

Eastern Conference 4, Western Conference 3
Note: Eastern Conference began game with 2-0 lead based on rally scoring format
1, East, Ammirato 1 (Brodzinski), 2:10. 2. West, Piccinich 1 (Richart), 3:19. 3. East, Flanagan 1 (Duszak), 4:20. 4. West, Norrish 1 (Kestner, Marvin), 5:04. 5. West, Norrish 2 (Saulnier, Piccinich), 6:37.

Shots on goal - Eastern Conference 6, Western Conference 8
Goalies - Eastern Conference, Milner (8 shots-5 saves). Western Conference, Luukkonen (4 shots-2 saves).

Referees - Andrew Bruggeman and Sean MacFarlane. **Linesmen -** Chuck Schamel and Christopher Williams. **A -** 5,572

2019 – Toledo, Ohio

Team Hooks 2, Eastern Conference 1
1, Team Hooks, Berschbach 1 (Yates), 3:25. 2, Team Hooks, Register 1 (unassisted), 3:58. 3, Eastern Conference, Cox 1 (Kolomatis, Cherniwchan), 6:39.

Shots on goal - Team Hooks 4. Eastern Conference 6.
Goalies - Team Hooks, Fulcher (6 shots-5 saves). Eastern Conference, Gillam (4 shots-2 saves).

Western Conference 3, Team Fins 1
1, Team Fins, Jenks 1 (Sadowy), 0:37. 2, Western Conference, Hodgman 1 (unassisted) 1:20. 3, Western Conference, Hodgman 2 (Atwal), 4:56. 4, Western Conference, Brooks 1 (VanWormer), 6:24.

Shots on goal - Team Fins 6. Western Conference 7.
Goalies - Team Fins, Nagle (7 shots-4 saves). Western Conference, Sholl (6 shots-5 saves).

Western Conference 3, Team Hooks 1
1, Western Conference, Breton 1 (Pleskach, Iacobellis), 2:24. 2, Western Conference, Glotov 1 (Hodgman, Atwal), 3:38. 3, Western Conference, VanWormer 2 (Atwal, Gardiner), 4:19. 4, Team Hooks, Leavens 1 (Wolfe), 6:16.

Shots on goal - Team Hooks 7. Western Conference 12.
Goalies - Team Hooks, Fulcher (12 shots-9 saves). Western Conference, Sholl (7 shots-6 saves).

Team Fins 3, Eastern Conference 2
1, Team Fins, Moore 1 (O'Connor), 0:38. 2, Team Fins, O'Connor 1 (Moore), 1:06. 3, Team Fins, Jenks 3 (Schmidt), 1:48. 4, Eastern Conference, Cox 2 (Cherniwchan, Smereck), 2:45. 5, Eastern Conference, Pacan 1 (Mingo, Szmatula), 5:22.

Shots on goal - Team Fins 12. Eastern Conference 6.
Goalies - Team Fins, Nagle (6 shots-4 saves). Eastern Conference, Gillam (12 shots-9 saves).

Eastern Conference 3, Western Conference 1
1, Eastern Conference, Smereck 2 (Cherniwchan), 2:59. 2, Eastern Conference, Szmatula 1 (Pacan), 3:46. 3, Eastern Conference, Mingo 2 (Szmatula, Pacan), 4:44. 4, Western Conference, Iacobellis 2 (Pleskach), 6:24.

Shots on goal - Eastern Conference 8. Western Conference 11.
Goalies - Eastern Conference, Gillam (11 shots-10 saves). Western Conference, Sholl (8 shots-5 saves).

Team Fins 5, Team Hooks 1
1, Team Fins, Moore 3 (Hensick, Thibault), 0:49. 2, Team Fins, Jenks 3 (Urban), 1:06. 3, Team Hooks, Register 2 (Wolfe), 1:19. 4, Team Fins, O'Connor 2 (Topping), 2:53. 5, Team Fins, Hensick 1 (Nagle), 5:19. 6, Team Fins, Sadowy 1 (Jenks, Thibault), 5:57.

Shots on goal - Team Hooks 6. Team Fins 9.
Goalies - Team Hooks, Fulcher (9 shots-4 saves). Team Fins, Nagle (6 shots-5 saves).

Team Hooks 3, Team Fins 1
1, Team Fins, Moore 3 (Hensick), 0:47. 2, Team Hooks, Yates 1 (Register), 1:52. 3, Team Hooks, Yates 2 (Register, Smith), 2:11. 4, Team Hooks, Wolfe 1 (Leavens), 4:58.

Shots on goal - Team Hooks 12. Team Fins 6.
Goalies - Team Hooks, Fulcher (6 shots-5 saves). Team Fins, Nagle (12 shots-9 saves).

Eastern Conference 4, Western Conference 3
1, Eastern Conference, Smereck 2 (May), 2:01. 2, Western Conference, VanWormer 2 (Brooks), 2:19. 3, Western Conference, Iacobellis 2 (Pleskach, Breton), 3:27. 4, Eastern Conference, Mingo 2 (Pacan), 4:01. 5, Eastern Conference, Smereck 3 6:09. 6, Western Conference, VanWormer 3 (Brooks, Gardiner), 6:35. 7, Eastern Conference, Szmatula 2 (Smereck), 6:59.

Shots on goal - Eastern Conference 6. Western Conference 8.
Goalies - Eastern Conference, Gillam (8 shots-5 saves). Western Conference, Sholl (6 shots-2 saves).

Eastern Conference 2, Team Hooks 1 (SO)
1, Team Fins, Schmidt 1 (O'Connor, Topping), 3:07. 2, Eastern Conference, Cherniwchan 1 (Cox), 3:40.

Shootout - Team Fins. Jenks, No. Eastern Conference, Mingo, Yes.
Shots on goal - Team Fins 10. Eastern Conference 10.
Goalies - Team Fins, Nagle (9 shots-8 saves). Eastern Conference, Gillam (10 shots-9 saves).

Referees - Sean Fernandez and Chris Pontes. **Linesmen -** Paul Carnathan and Dustin McCrank. **A -** 7,736

2018 – Indianapolis, Indiana

South Division All-Stars 3, North Division All-Stars 1

	1	2	Total
North	0	1	1
South	1	2	3

First Half - 1., South, Cammarata 1 (Houk), 4:37.

Second Half - 2., North, Huntebrinker 1 (Kurker, Hudson), 1:03. 3. South, Valleau 1 (Besse, Dienes). 4. South, Cammarata 2 (unassisted).

Shots on goal - North 4 – 9 - - 13. South 9 – 8 - - 17.

Goalies - North, Marcoux (16 shots-14 saves). South, Ouellette (13 shots-12 saves).

Mountain Division All-Stars 5, Central Division All-Stars 2

	1	2	Total
Mountain	3	2	5
Central	0	2	2

First Half - 1., Mountain, Watson 1 (unassisted), 2:25. 2. Mountain, Salituro 1 (unassisted), 5:20. 3. Mountain, Mychan 1 (Salituro, Watson).

Second Half - 4., Central, Neal 1 (Tyanulin, Raskob). 5., Mountain, Bleackley 1 (unassisted). 6., Mountain, Parizek 1 (Bleackley). 7., Central, Danforth 1 (Raskob, Neal).

Shots on goal - Mountain 7 – 12 - - 19. Central 8 – 10 - - 18.

Goalies - Mountain, Starrett (18 shots-16 saves). Central, Nagle (19 shots-14 saves).

Mountain Division All-Stars 6, South Division All-Stars 5 (SO)

	1	2	SO	Total
Mountain	2	3	1	6
South	2	3	0	5

First Half - 1., Mountain, Makowski 1 (Parizek). 2., Mountain Salituro 2 (Mychan, Watson). 3., South, Cammarata 3 (Besse). 4., South, Cammarata 4 (Besse, Houk).

Second Half - 5., South, Cammarata 5 (Besse). 6., Mountain, Makowski 2 (Watson). 7., Mountain, Bleackley 2 (Parizek, Makowski). 8., Mountain, Salituro 3 (Mychan). 9., South, Dienes 1 (Cammarata). 10., South, Besse 1 (Cammarata, Houk).

Shootout - Mountain, Watson, Yes. South, Cammarata, No.

Shots on goal - Mountain 7 – 7 – 1 - - 15. South 10 – 6 – 0 - - 16.

Goalies - Mountain, Starrett (16 shots-11 saves). South, Ouellette (14 shots-9 saves).

Referees - Tyler Puddifant and Stephen Thomson. **Linesmen -** Jake Davis and Jordan Knox. **A -** 4,795

North Roster
James Henry, Woody Hudson, Michael Huntebrinker, Sam Kurker, Etienne Marcoux, Matt Petgrave and Cody Wydo

South Roster
Grant Besse, Taylor Cammarata, Christopher Dienes, Joe Houk, Phil Lane, Martin Ouellette and Nolan Valleau

Central Roster
Kyle Bushee, Justin Danforth, Michael Neal, Pat Nagle, Willie Raskob, Matt Robertson and Artur Tyanulin

Mountain Roster
Conner Bleackley, David Makowski, Jesse Mychan, Justin Parizek, Dante Salituro, Shane Starrett and Cliff Watson

2017 – Glens Falls, New York
ECHL All-Stars 8, Adirondack Thunder 7

	1	Skills	2	Total
ECHL All-Stars	4	1	3	8
Orlando	1	2	4	7

First Half - 1., ECHL, Wideman 1 (Garbowsky), 7:39. 2., ECHL, Garbowsky 1 (Tansey), 13:22. 3. ECHL, Vallorani 1 (Buzzeo). 4. Adirondack, Bligh 1 (Wall, Baddock). 5., ECHL, Wideman 2 (Bradford, Garbowsky).

Skills - 6., Adirondack (Puck Relay). 7., Adirondack (Hardest Shot). 8., ECHL (Fastest Skater).

Second Half - 9., ECHL, Vallorani 2 (Crandall), 1:39. 10., Adirondack, Ward 1 (Riley), 2:56. 11., Adirondack, Henry 1 (Pollock), 6:36. 12., ECHL, Garbowsky 2 (Agosta, Wideman), 11:12. 13., Adirondack, Pollock (Lough, Bradshaw), 11:59. 14., ECHL Szydlowski 1 (Costello), 22:05. 15., Adirondack, Fraser 1 (unassisted), 24:48.

Shots on goal - ECHL 12 – 12 - - 24. Adirondack 13 – 14 - - 27.

Goalies - ECHL, Phillips (13 shots-12 saves), Motte 1-0-0 (14 shots-10 saves). Adirondack, Fielding 0-1-0 (24 shots-17 saves).

Referees - Kenny Anderson and Jeremy Tufts. Linesmen – Charlie O'Connor and Zach Roberts**. A -** 3,767**.**

Most Valuable Player - Matt Garbowsky, ECHL Coloardo

ECHL Roster
Justin Agosta, Erik Bradford, Justin Buzzeo, Chad Costello, Justin Crandall, Matt Garbowsky, Spiro Goulakos, Aaron Harstad, Eric Knodel, Steven McParland, C.J. Motte, Jamie Phillips, Sam Povoroznouk, Peter Sivak, Tanner Sorenson, Shawn Szydlowski, Kevin Tansey, David Vallorani, Travis Walsh, Alex Wideman, Michael Young and Nolan Zajac.

Adirondack Roster
Mikkel Aagaard, Patch Alber, J.P. Anderson, Brandon Baddock, Nick Bligh, Cullen Bradshaw, Ryan Culkin, Roman Dyukov, Stepan Falkovsky, Drew Fielding, Dana Fraser, James Henry, Gunnar Hughes, Kevin Lough, Peter MacArthur, Brett Pollock, Conor Riley, Alex Wall, Brian Ward and Greg Wolfe.

2015 – Orlando, Florida
ECHL All-Stars 8, Orlando Solar Bears 4

	1	2	3	Total
ECHL All-Stars	0	5	3	8
Orlando	1	1	2	4

First Period - 1., Orlando, Tanski 1 (Baier), 4:15.

Second Period - 2., ECHL, Gauthier 1 (Valk), 2:27. 3., ECHL, Walker 1 (Sutter), 3:51. 4., Orlando, McMillan 1 (Everson), 4:53. 5., ECHL, Bell 1 (Macaulay), 11:59. 6., ECHL, Krushelnyski 1 (Bowman), 13:26. 7., ECHL, Bell 2 (Sutter, Oslanski), 19:15. Penalties - Bell, ECHL (hooking), 17:04.

Third Period - 8., Orlando, Larson 1 (unassisted), 3:32. 9., ECHL Archambault 1 (Barnes), 5:43. 10., Orlando, McAvoy 1 (unassisted), 6:43. 11., ECHL Archambault 2 (unassisted), 11:12. 12., ECHL Brace 1 (Bell, Valk), 16:34.

Shots on goal - ECHL 12 – 17 – 22 - - 51. Orlando 16 – 18 – 13 - - 47.

Goalies - ECHL, Cannata (16 shots-15 saves), Malcolm 1-0-0 (17 shots-16 saves) and Roy (13 shots-11 saves). Orlando, Sparks (21 shots-19 saves) and Bonar 0-1-0 (30 shots-24 saves).

Referees - Nic Leduc and Andrew Wilk. Linesmen – Craig Alles and James Johnstone**. A -** 9,288**.**

Most Valuable Player - Myles Bell, ECHL Evansville

ECHL Roster
Olivier Archambault, Tyler Barnes, Collin Bowman, Myles Bell, Riley Brace, Joe Cannata, Chris Crane, Tyson Fawcett, Danick Gauthier, Garret Haar, Alex Krushelnyski, Scott Macaulay, Jeff Malcolm, James Martin, Landon Oslanski, Cam Reid, Olivier Roy, Steven Shamanski, Lukas Sutter, Curtis Valk and Brenden Walker

Orlando Roster
Bryce Aneloski, Eric Baier, Sean Bonar, David Broll, Jacob Cepis, Stefan Della Rovere, Marshall Everson, Brett Findlay, Gleason Fournier, Blake Kessel, Nick Larson, Denver Manderson, Spencer McAvoy, Carson McMillan, Carl Nielsen, Ben Rosen, Yann Sauve, Garret Sparks, Scott Tanski, Mike Ullrich and Brady Vail.

2013 – Loveland, Colorado
ECHL All-Stars 7, Colorado Eagles 3

	1	2	3	Total
ECHL All-Stars	1	5	1	7
Colorado	2	0	1	3

First Period - 1., ECHL, Hotham 1 (Pierro-Zabotel, Coetzee), 6:33. 2., Colorado, Hau 1 (unassisted), 11:40. 3., Colorado, Sides, 1 (Haddon, Daavettila), 16:44 (pp). Penalties - Wahl, ECHL (hooking), 3:54. Forney, Colorado (tripping), 6:57. Maggio, ECHL (slashing) 15:20.

Second Period - 4., ECHL, Francis 1 (unassisted), 3:06. 5., ECHL, Coetzee 1 (Moon), 4:47. 6., ECHL, Ellington 1 (Wahl, Severyn), 15:44. 7., ECHL, Hotham 2 (Maylan, Francis), 18:35. 8., ECHL, Severyn 1 (Wahl), 19:51.

Third Period - 9., Colorado, Forney 1 (Daavettila, Beatty), 0:44. 10., ECHL, Gazley 1 (Pierro-Zabotel), 19:41.

Shots on goal - ECHL 8 – 9 – 10 - - 27. Colorado 16 – 17 – 19 - - 52.

Goalies - ECHL, Grubauer (16 shots-14 saves), Zapolski 1-0-0 (17 shots-17 saves) and Lee (19 shots-18 saves). Colorado, Brown (11 shots-8 saves) and Jones 0-1-0 (16 shots-12 saves).

Referees - Tom Chmielewski and JM McNulty. Linesmen – Mike Sheehan and Francis Trempe**. A -** 5,289**.**

Most Valuable Player - Ryan Zapolski, ECHL, South Carolina**.**

ECHL Roster
Willie Coetzee, Taylor Ellington, Chris Francis, Austin Fyten, Dustin Gazley, Philipp Grubauer, Andrew Hotham, Mike Lee, Daniel Maggio, Mike Marcou, Justin Maylan, Nathan Moon, Dean Ouellet, Casey Pierro-Zabotel, C.J. Severyn, C.J. Stretch, Francis Verreault, Mitch Wahl, William Wrenn, Ryan Zapolski.

Colorado Roster
Jason Beatty, Arthur Bidwill, Collin Bowman, Adam Brown, Trent Daavettila, Devin DiDiomete, Norm Ezekiel, Michael Forney, Steve Haddon, A.J. Hau, Dylan Hood, Kyle Jones, Ray Kaunisto, Joey Sides, Isaac Smeltzer, Matt Strueby, Kevin Ulanski.

2011 – Bakersfield, California
ECHL All-Stars 9, Bakersfield Condors 3

	1	2	3	Total
ECHL All-Stars	3	2	4	9
Bakersfield	0	2	1	3

First Period - 1., ECHL, Arcobello 1 (Bohmbach, O'Hanley), 2:06. 2., ECHL, Langkow 1 (Vallerand, Scrymgeour), 8:54. 3., ECHL, Ginand, 1 (Street, Forney), 18:16.

Second Period - 4., Bakersfield, Broda 1 (Goers, Lefebvre), 1:28. 5., ECHL, Arcobello 2 (Derlago, Lampe), 5:10. 6., ECHL, Arcobello, 3 (Lampe), 12:34. 7., Bakersfield, Morency, 1 (Trukhno, Snetsinger), 17:32. Penalties - Tarasuk, ECHL (tripping), 5:38.

Third Period - 8., ECHL, Ginand 2 (Forney), 1:12. 9., Bakersfield, Lizon 1 (unassisted), 4:16. 10., ECHL, Vallerand 1 (Scrymgeour), 7:59. 11., ECHL, Langkow 2 (Vallerand, Scrymgeour), 16:22. 12., ECHL, Lampe 1 (Godfrey, Derlago), 19:22.

Shots on goal - ECHL 14 – 11 – 16 - - 41. Bakersfield 6 – 15 – 8 - - 29.

Goalies - ECHL, Ouzas (6 shots-6 saves), Beskorowany 1-0-0 (15 shots-13 saves) and Killeen (8 shots-7 saves). Bakersfield, Tordjman 0-1-0 (41 shots-32 saves).

Referee - Joe Sullivan. Linesmen – James Parker and Scott Sivulich**. A -** 7,397**.**

Most Valuable Player - Mark Arcobello, ECHL, Stockton**.**

ECHL Roster
Mark Arcobello,Tyler Beskorowany, Andy Bohmbach, Mark Derlago, Michael Forney, Jake Gannon, Ryan Ginand, Josh Godfrey, Patrick Killeen, Eric Lampe, Chris Langkow, Aaron Lewadniuk, Brian O'Hanley, Michael Ouzas, Blake Parlett, John Scrymgeour, Ben Street, Steve Tarasuk, Evgeny Timkin, Ryan Turek, Marc-Olivier Vallerand.

Bakersfield Roster
JM Beaudoin, Joel Broda, Erik Burgdoerfer, Jay Cascalenda, Jean-Francois David, Michael Gergen, Barry Goers, Stephane Goulet, Andrew Ianiero, Guillaume Lefebvre, Erick Lizon, Pascal Morency, Adam Naglich, Bobby Robins, Joey Ryan, Brad Snetsinger, Brian Stewart, Evan Stoflet, Josh Tordjman, Vyacheslav Trukhno.

2010 – Ontario, California
American 10, National 9

	1	2	3	OT	SO	Total
American	3	2	4	0	1	10
National	2	5	2	0	0	9

First Period - 1, American, Roberts 1 (Micflikier, Gordon), 4:53. 2, National, Blackwater 1 (Mazzolini, Miller), 8:26. 3, American, Schepke 1 (Cleaver), 11:08 (pp). 4, National, Mazzolini 1 (Perry), 13:59. 5, American, Shields 1 (Gratchev, Pierce), 17:05. Penalties – Bartley, National (hooking), 9:17.

Second Period - 6, National, Lenes 1 (Weller, D'Alvise), 1:37. 7, National, Bartley 1 (Mazzolini), 2:21. 8, National, Walker 1 (Swanson, Barlow), 3:33. 9, National, Barlow 1 (Miller), 11:40. 10, American, Schepke 2 (Tanguay, Kashirsky), 13:13. 11, American, Cleaver 1 (Roberts), 18:14. 12, National, Miller 1 (Bartley), 19:52.

Third Period - 13, American, Paris 1 (Pierce), 3:11. 14, American, Buck 1 (Kashirsky, Prough), 5:58. 15, National, Barlow 2 (Bartley), 6:13. 16, Prough 1 (Ganzak, Thelen), 10:46. 17, National, Miller 2 (Barlow), 13:25. 18, American, Shields 2 (Pierce, Gratchev), 17:24. Penalties – Ganzak, American (Tripping), 7:17.

Shots on goal - American 17 – 14 – 17 – 0 – 1 - - 49. National 9 – 20 – 8 – 1 – 0 - - 38.

Goalies - American, Ford (9 shots-7 saves), Holtby (20 shots-15 saves) and Smith 1-0-0 (9 shots-7 saves). National, Shantz (17 shots-14 saves), Pielmeier (14 shots-12 saves) and Bachman 0-0-1 (17 shots-13 saves).

Referee - Geno Binda. Linesmen – Todd Owen and Paul Reid**. A -** 7,615**.**

Most Valuable Player - Evan Barlow, National, Idaho**.**

American Roster
Brandon Buck, Rick Cleaver, Justin Donati, Todd Ford, Mitch Ganzak, Ben Gordon, Maxime Gratchev, Braden Holtby, Nikita Kashirsky, Jacob Micflikier, Drew Paris, Matt Pierce, Jeff Prough, Sam Roberts, J.C. Sawyer, Matt Schepke, Connor Shields, Jeremy Smith, Maxime Tanguay, Zach Tarkir, A.J. Thelen.

National Roster
Richard Bachman, Evan Barlow, Vic Bartley, Judd Blackwater, Chris D'Alvise, Taylor Ellington, Greg Hogeboom, Ryan Kinasewich, John Lammers, Peter Lenes, Nick Mazzolini, Adam Miller, Brendan Milnamow, AJ Perry, Timo Pielmeier, Sasha Pokulok, Eric Regan, David Shantz, John Swanson, David Walker, Shawn Weller.

2009 – Reading, Pennsylvania
American 11, National 5

	1	2	3	TOTAL
American	1	5	5	11
National	3	1	1	5

First Period - 1, National, Derlago 1 (Kraus, Shasby), 5:24. 2, American, Ewing 1 (Ford, Reid), 8:18. 3, National, May 1 (Bomersback, Shasby), 10:57. 4, National, Urquhart 1 (Hemingway), 17:53.

Second Period - 5, American, Lukin 1 (Cruthers), 0:48. 6, American, Clarke 1 (Cruthers, Lukin), 4:25. 7, American, Ford 1 (Kroll, Fox), 13:15. 8, National, Bomersback 1 (Fornataro), 16:37. 9, American, Doig 1 (Fox, Brocklehurst), 18:36. 10, American, Ford 2 (Ewing, Cohen), 19:52.

Third Period - 11, American, Ford 3 (Ward, Ewing), 1:32. 12, American, Baker 1 (Ward), 1:50. 13, American, Cruthers 1 (Ehgoetz, Baker), 2:51. 14, American, Baker 2 (Ehgoetz, Morin), 7:42. 15, National, Walker 1 (Gendur, Wilson), 8:21. 16, American, Bakers 3 (Morin), 12:19.

Shots on goal - National 13 - 11 - 20 - - 44. American 10 - 26 - 18 - -54.

Goalies - National, Lamoureux (10 shots-9 saves), Fallon 0-1-0 (26 shots-21 saves) and Murray (18 shots-13 saves). American, Mayotte (13 shots-10 saves), Leggio 1-0-0 (11 shots-10 saves) and Neuvirth (20 shots-19 saves).

Referee - Shane Warschaw. **Linesmen –** Mike McDevitt and Mike Hamilton. **A –** 5,693.

Most Valuable Player – Matthew Ford, American, Charlotte.

American Roster
Josh Aspenlind, Kevin Baker, Aaron Brocklehurst, Aaron Clarke, Matt Cohen, Ryan Cruthers, Ryan Del Monte, Tyler Doig, Barret Ehgoetz, Bryan Ewing, Matthew Ford, Jordan Fox, Ryan Gunderson, Johann Kroll, David Leggio, Jarret Lukin, Kris Mayotte, Travis Morin, Michal Neuvirth, Elgin Reid, Steve Ward.

National Roster
Mark Bomersback, Mark Derlago, Joe Fallon, Matt Fornataro, Dan Gendur, Colin Hemingway, Ryan Huddy, Tim Kraus, Jean-Philippe Lamoureux, Kenny MacAulay, Jeff May, Tom May, John Murray, Matt Pope, Matt Shasby, Matt Stephenson, Justin Taylor, Cory Urquhart, Geoff Walker, Michael Wilson, Dylan Yeo.

2008 - Stockton, California
National 10, American 7

	1	2	3	Total
American	2	1	4	7
National	3	4	3	10

First Period - 1, American, Morin 1 (Menei, Kudelka), 1:58. 2, National, Rallo 1 (Ferraro, Goldie), 3:48. 3, American, D'Aversa 1 (Doig, Melanson), 8:31. 4, National, Goldie 1 (unassisted), 16:48. 5, National, Eizenman 1 (Bourne, Gongalsky), 19:06.

Second Period - 6, National, Skinner 1 (Yandle, Contois), 5:49. 7, National, Ferraro 1 (Rallo, Goldie), 13:44. 8, National, Goldie 2 (Rallo, Ferraro), 16:55. 9, National, Ferraro 2 (Goldie, Rallo), 17:11. 10, American, Melanson 1 (Desharnais, Gunderson), 19:15.

Third Period - 11, National, Goldie 3 (Rallo, Ferraro), 0:22. 12, American, Owens 1 (Hemingway, Gunderson), 7:00. 13, National, Eizenman 2 (Bourne, Gongalsky), 8:30. 14, American, D'Aversa 2 (Kudelka), 9:26. 15, National, Contois 1 (MacMurchy, Skinner), 13:10. 16, American, Beaudoin 1 (Hemingway, Veideman), 14:12. 17, American, Hemingway 1 (Garlock, Tifu), 16:14.

Shots on Goal - American 6-11-15--32, National 16-17-11--44.

Goalies - American, Kowalski (16 shots-13 saves), Khudobin (17 shots-13 saves) and Peters 0-1-0 (11 shots-8 saves). National, Ellis (6 shots-4 saves), Briggs (11 shots-10 saves) and Manzato 1-0-0 (15 shots-11 saves).

Referee - Jason Nissen. **Linesmen -** Ray King and Michel Voyer. **A** - 7,455.

Most Valuable Player - Ash Goldie, National, Victoria.

American Roster
Matt Beaudoin, Jon D'Aversa, David Desharnais, Tyler Doig, Ryan Garlock, Ryan Gunderson, Brett Hemingway, Anton Khudobin, Craig Kowalski, Tomas Kudelka, John McNabb, Mathieu Melanson, Ryan Menei, Jamie Milam, Travis Morin, Jordan Owens, Justin Peters, Jean-Claude Sawyer, Yannick Tifu, Adrian Veideman.

National Roster
Kellen Briggs, Justin Bourne, Andy Contois, Jason Dest, Oren Eizenman, Julien Ellis, Brad Farynuk, Peter Ferraro, Ash Goldie, Igor Gongalsky, Todd Griffith, Darrell Hay, Keith Johnson, Kenny MacAulay, Ryan MacMurchy, Daniel Manzato, Greg Rallo, Peder Skinner, Josh Soares, Kevin Truelson, Brian Yandle.

2007 - Boise, Idaho
American 6, National 3

	1	2	3	Total
American	1	3	2	6
National	1	0	2	3

First Period - 1, American, Schell 1 (Lang, Baker), 4:26. 2, National, Nesbitt 1 (Bodie, Martz), 9:00.

Second Period - 3, American, Baker 1 (Boisclair), 1:30. 4, American, Magowan 1 (Rankin, Albers), 8:53. 5, American, Fretter 1 (Magowan, Rankin), 16:44.

Third Period - 6, National, Curtin 1 (Geisler), 4:12. 7, National, Talbot 1 (Rallo, Sertich), 6:18. 8, American, Laliberte 1 (Hogeboom, Jensen), 16:42. 9, American, Tardif 1 (Boisclair, Albers), 19:01.

Shots on Goal - American 18-20-6--44, National 11-9-17--37.

Goalies - American, Berkhoel (11 shots-10 saves), Desjardins 1-0-0 (9 shots-9 saves) and Shantz (17 shots-15 saves). National, McKenna (18 shots-17 saves), Dubnyk 0-1-0 (20 shots-17 saves) and MacDonald (5 shots-4 saves).

Referee - Jason Rollins. **Linesmen -** Wally Lacroix and Mike Pearce. **A** - 4,371.

Most Valuable Player - Adam Berkhoel, American, Dayton.

American Roster
Paul Albers, Jon Awe, Kevin Baker, Adam Berkhoel, Paul Bissonnette, Maxime Boisclair, Cedrick Desjardins, Colton Fretter, Bruce Graham, Greg Hogeboom, Mike Jarmuth, Joe Jensen, John Laliberte, Ryan Lang, Mike Madill, Ken Magowan, T.J. McElroy, Rob Rankin, Brad Schell, David Shantz, Jamie Tardif.

National Roster
Troy Bodie, Rane Carnegie, Kevin Croxton, Luke Curtin, Devan Dubnyk, Milan Gajic, Beau Geisler, Todd Griffith, Darrell Hay, Jason Krischuk, Ryan MacDonald, Nathan Martz, Mike McKenna, Tyler Mosienko, Derek Nesbitt, Dave Pszenyczny, Greg Rallo, Brandon Schwartz, Andy Sertich, Julian Talbot, Tom Walsh.

2006 - Fresno, California
National 7, American 6

	1	2	3	Total
American	2	0	4	6
National	2	1	4	7

First Period - 1, National, Lalonde 1 (Taylor), 12:36. 2, National, Snider 1 (Bennefield), 14:47. 3, American, Hartlieb 1 (Mosienko, Campbell), 18:17. 4, American, Fulghum, 1 (Legue, Rawlyk), 19:07.

Second Period - 5, National, Leavitt 1 (Taylor, Snider), 12:58.

Third Period - 6, National, Curtin 1 (Bembridge, Gaucher), 00:23. 7, National, Curtin 2 (VanBallegooie, Lalonde), 00:43. 8, National, Larrivee 1 (McConvey, Lalonde), 03:56. 9, American, Bertoli 1 (Sisca), 11:00. 10, American, Fulghum 2 (Rawlyk, Campbell), 11:33. 11, National, Lingren 1 (McConvey, Taylor), 11:50. 12, American, Fulghum 3 (Burke, Bertoli), 18:43. 13, American, Campbell 1 (Milam, Fulghum), 19:42.

Shots on Goal - American 12-12-19--43. National 10-8-8--26.

Goalies - American, Boutin (10 shots-8 saves), Franck (8 shots-7 saves), and Glass 0-1-0 (8 shots-4 saves). National, Magliarditi (12 shots-10 saves), Moreland (12 shots-12 saves), and Jaeger 1-0-0 (19 shots-15 saves).

Referee - Matt Bialota. **Linesmen -** Rob Fay and David Jones. **A** - 7,667.

Most Valuable Player - Luke Curtin, National, Fresno.

American Roster
Scott Bertoli, Gerry Burke, Jeff Campbell, Sean Collins, Guillaume Desbiens, Luke Fulghum, Ernie Hartlieb, T.J. Kemp, Chris Lee, Jeff Legue, Troy Milam, Tyler Mosienko, Brandon Nolan, Brian Passmore, Rory Rawlyk, Daniel Sisca, Tyson Teplitsky.

National Roster
Justin Aikins, Scott Basiuk, Garett Bembridge, Jesse Bennefield, Matt Craig, Luke Curtin, Mike Gabinet, Ryan Gaucher, Mike Lalonde, Christian Larrivee, Alex Leavitt, Steve Lingren, D'Arcy McConvey, Marco Peluso, Shawn Snider, Adam Taylor, Dustin VanBallegooie, Steeve Villeneuve.

2005 - Reading, Pennsylvania
National 6, American 2

	1	2	3	Total
American	1	1	0	2
National	0	4	2	6

First Period - 1, American, Tenute 1 (Corbeil, Hutchins), 10:22.

Second Period - 2, American, Engelhardt 1 (Campbell, Dickenson), 3:45. 3, National, Robinson 1 (Francisco), 3:55. 4, National, Desrochers 1 (Lattery), 7:19. 5, National, Kolarik 1 (Canzanello, Kinasewich), 10:48. 6, National, Edwardson 1 (unassisted), 17:03.

Third Period - 7, National, Robinson 2 (James, Eberly), 8:16. 8, National, Kinasewich 1 (Kolarik, Brust), 18:28.

Shots on Goal - American 13-21-11--45. National 11-18-20--49.

Goalies - American, Minard (11 shots-11 saves), Ford 0-1-0 (18 shots-14 saves) and Marsters (20 shots-18 saves). National, Madden (13 shots-12 saves), Doyle 1-0-0 (21 shots-20 saves) and Brust (11 shots-11 saves).

Referee - Nygel Pelletier. **Linesmen -** Aaron Lundbohm and Paul Carnathan. **A -** 6,746.

Most Valuable Player - Frank Doyle, National, Idaho.

American Roster
Greg Amadio, Mark Ardelan, Tyler Beechey, Jeff Campbell, Brian Collins, Nicolas Corbeil, Lou Dickenson, Brett Engelhardt, Todd Ford, Ryan Glenn, Matt Hendricks, Jeff Hutchins, Jim Jackson, Ken Magowan, Carl Mallette, Nathan Marsters, Mike Minard, Mark Mullen, Corey Neilson, Matt Pagnutti, Joey Tenute.

National Roster
Barry Brust, Andrew Canzanello, Luke Curtin, Jean Desrochers, Frank Doyle, Guy Dupuis, Dan Eberly, Derek Edwardson, Nate Forster, Jon Francisco, Connor James, Ryan Kinasewich, Tyler Kolarik, Dana Lattery, Chris Madden, Chris Minard, Brent Robinson, Marco Rosa, Dan Tessier, Patrick Wellar, Stephen Wood.

2004 - Peoria, Illinois
Eastern 7, Western 6

	1	2	3	Total
Western	3	3	0	6
Eastern	1	2	4	7

First Period - 1, Eastern, Rowe 1 (McCullough, Jaffray), 0:43. 2, Western, Walby 1 (Cornacchia, Gauvreau), 3:31. 3, Western, Milam 1 (Ianiero, Cousineau), 13:59. 4, Western, Snowden 1 (Ganga), 15:59.

Second Period - 5, Western, Talbot 1 (Chambers, Plourde), 1:30. 6, Eastern, Masse 1 (Jamieson, McRae), 5:14. 7, Western, Cousineau 1 (Snowden, Milam), 7:59. 8, Eastern, Paolini 1 (Limpright), 16:00. 9, Eastern, Neilson 1 (Talbot, Chambers), 16:19.

Third Period - 10, Eastern, Jaffray 1 (McCullough, Rowe), 2:46. 11, Eastern, Jamieson 1 (Ask, Masse), 4:37. 12, Eastern, Notermann 1 (Burrows, Reimann), 8:02. 13, Eastern, Rowe 2 (McCullough, Paolini), 11:02.

Shots on Goal - Western 13-11-10--34. Eastern 11-26-17--54.

Goalies - Western, Cloutier (11 shots-10 saves), Garnett (26 shots-24 saves) and Ellis 0-1-0 (17 shots-14 saves). Eastern, Stirling (13 shots-10 saves), Campbell (11 shots-8 saves) and Houle 1-0-0 (10 shots-10 saves).

Referee - Brian Thul. **Linesmen -** Jerry Burt and Craig Kneale. **A -** 7,242.

Most Valuable Player - Randy Rowe, Eastern, Peoria.

Eastern Roster
Morten Ask, Alexandre Burrows, Cory Campbell, Brian Fahey, Chris Houle, Jason Jaffray, Dusty Jamieson, Nate Kiser, Shawn Limpright, Chris Lynch, Jason Maleyko, David Masse, Brian McCullough, Mark McRae, Jason Notermann, Sam Paolini, Tom Reimann, Randy Rowe, Kevin Spiewak, Scott Stirling, Jon Zion.

Western Roster
Greg Barber, Greg Chambers, Frederic Cloutier, David Cornacchia, David Cousineau, Dan Ellis, Nick Ganga, Michael Garnett, Brent Gauvreau, Andrew Ianiero, Greg Jacina, Justin Kelly, Charles Linglet, Troy Milam, Corey Neilson, Jean-Francois Plourde, John Snowden, Ben Storey, Joe Talbot, Kevin Truelson, Steffon Walby.

2003 - Estero, Florida
Northern 8, Southern 2

	1	2	3	Total
Northern	2	3	3	8
Southern	0	1	1	2

First Period - Scoring: 1, Northern, Rennette 1 (Gaucher, Colley), 4:11. 2, Northern, McCullough 1 (Herrington), 19:22.

Second Period - Scoring: 3, Northern, Ianiero 1 (Konopka, Courchesne), 8:41. 4, Southern, Morrison 1 (Stringer, O'Keefe), 9:14. 5, Northern, Parillo 1 (Henkel, Rooney), 11:47. 6, Northern, Zion 1 (Jaffray, Colley), 19:07 (pp).

Third Period - Scoring: 7, Northern, McNamara 1 (McCullough), 2:23. 8, Southern, Morrison 2 (Stringer, Medak), 4:09. 9, Northern, Herrington 1 (Parrish, McNamara), 6:40. 10, Northern, Parillo 2 (Rooney), 15:32.

Shots On Goal - Northern 17-13-13-43. Southern, 11-13-18-42.

Goalies - Northern, Stirling (11 shots, 11 saves), Lombard (13 shots, 12 saves; record: 1-0), Smith (18 shots, 17 saves). Southern - Rob Zepp (17 shots, 15 saves), Underhill (13 shots, 10 saves; record: 0-1), Hauser (13 shots, 10 saves).

Referee - Ryan Fraser. **Linesmen -** Paul Nicolls and Nic Kephart. **A** - 6,442.

Most Valuable Player - Scott Stirling, Northern, Atlantic City.

Northern Roster
Kevin Colley, Pierre-Luc Courchesne, Ryan Gaucher, Jim Henkel, Jamie Herrington, Andrew Ianiero, Jason Jaffray, Zenon Konopka, Dan Lombard, Brian McCullough, Chris McNamara, Nick Parillo, Geno Parrish, Tyler Rennette, Brad Rooney, Mike Smith, Scott Stirling, Takahito Suzuki, Simon Tremblay, Dustin Wood, Jon Zion.

Southern Roster
Jim Baxter, Mike Bishai, Kent Davyduke, Mike Glumac, Joe Guenther, Adam Hauser, Corey Hessler, J.J. Hunter, Marty Johnston, Judd Medak, Laurent Meunier, Justin Morrison, Ryan O'Keefe, Rod Sarich, Aaron Schneekloth, Buddy Smith, Rejean Stringer, Matt Underhill, Steffon Walby, Brad Williamson, Patrick Yetman, Rob Zepp.

2002 - Trenton, New Jersey
Southern 7, Northern 6

	1	2	3	Total
Southern	1	3	3	7
Northern	1	1	4	6

First Period - 1, Southern, Snesrud 1 (Rymsha, Sivonen), 9:17. 2, Northern, Mizzi 1 (Rekis, Pettersen), 19:13.

Second Period - 3, Southern, Pankewicz 1 (Sirois, Dumont), 4:49. 4, Southern, Fortier 1 (Yetman), 12:13. 5, Southern, Sivonen 1 (Trudeau, Thompson), 13:42. 6, Northern, Prosofsky 1 (Pettersen, Lupandin), 17:29.

Third Period - 7, Southern, Sirois 1 (Snesrud), 4:52. 8, Northern, Colley 1 (Gyori, Kowalsky), 5:41. 9, Northern, Tremblay 1 (Stafford, Leahy), 6:48. 10, Southern, Sadowski 1 (Krajnc, Trudeau), 7:08. 11, Northern, Fiddler 1 (Leahy, Tremblay), 11:08. 12, Southern, Sirois 2 (Dumont, Pankewicz), 14:42. 13, Northern, Leahy 1 (Stafford, Fiddler), 16:27.

Shots on goal - Southern 16-18-10—44. Northern 16-9-20—45.

Goalies - Southern, Cloutier (16 shots-15 saves), Madden (9 shots-8 saves), and Carroll 1-0-0 (20 shots-16 saves). Northern, Sanford (16 shots-15 saves), Laing (18 shots-15 saves), and Meyer 0-1-0 (10 shots-7 saves).

Referee - Brian Pochmara. **Linesmen -** Kevin Ferguson and Butch Mousseaux. **A** - 7,165.

Most Valuable Player - Allan Sirois, Southern, Pee Dee.

Northern Roster
Erik Anderson, Kevin Colley, Matt Desrosiers, Vern Fiddler, David Gove, Dylan Gyori, Justin Harney, Rick Kowalsky, Joel Laing, Pat Leahy, Matt Libby, Andrei Lupandin, Scott Meyer, Preston Mizzi, Magnus Nilsson, Lars Pettersen, Garrett Prosofsky, Arvid Rekis, Curtis Sanford, Ben Stafford, Simon Tremblay.

Southern Roster
Ken Carroll, Frederic Cloutier, Louis Dumont, Francois Fortier, Ryan Fultz, Ryan Knox, Gregor Krajnc, Chris Madden, Kevin Mitchell, Greg Pankewicz, Steve Rymsha, John Sadowski, Allan Sirois, Mikko Sivonen, Mat Snesrud, Briane Thompson, Darren Tiemstra, Roger Trudeau, Matt Ulwelling, Brad Williamson, Patrick Yetman.

2001 - North Little Rock, Arkansas
Southern 9, Northern 5

	1	2	3	TOTAL
Northern	2	0	3	5
Southern	3	4	2	9

First Period - 1, Northern, Hilton 1 (Bertoli, Nemeth), 5:01. 2, Southern, Bowtell 1 (Demmans, Soling), 6:35. 3, Southern, Bousquet 1 (Sessa), 8:15. 4, Northern, McCullough 1 (Pitirri, Harney), 13:28. 5, Southern, Soling 1 (Harrold), 15:56.

Second Period - 6, Southern, Soling 2 (Long, Pershin), 2:38. 7, Southern, Bousquet 2 (Russell), 4:29. 8, Southern, Long 1 (Demmans, Bowtell), 8:36. 9, Southern, Soling 3 (Long), 13:57.

Third Period - 10, Northern, Keup 1 (Schneider, King), 5:10. 11, Southern, Bartek 1 (Bowtell, Harrold), 9:04. 12, Northern, McCullough 2 (Pitirri, Keup), 9:46. 13, Northern, McCullough 3 (Pitirri, Schneider), 15:43. 14, Southern, Bowtell 2 (unassisted), 18:53.

Shots on goal - Northern 9-7-18-34. Southern 13-15-11-39

Goalies - Northern, Stirling (13 shots-10 saves), Exner 0-1-0 (15 shots-11 saves), and Westlund (10 shots-9 saves). Southern, Daubenspeck (9 shots-7 saves), Leitza 1-0-0 (7 shots-7 saves), and Saal (18 shots-15 saves).

Referee - Justin St. Pierre. **Linesmen -** John O'Brien and Brad Phillips. **A**-7,029.

Most Valuable Player - Jonas Soling, Southern, Augusta.

Northern Roster
Scott Bertoli, Darren Clark, Calvin Elfring, Kenric Exner, Justin Harney, Kevin Hilton, Joel Irwin, Ben Keup, Scott King, Cail MacLean, Brian McCullough, Tom Nemeth, James Patterson, Richard Pitirri, Eric Schneider, Chris Slater, Jamie Sokolsky, Jeff Sproat, Scott Stirling, Mike Vellinga, Alex Westlund.

Southern Roster
Likit Andersson, Martin Bartek, Jeff Bes, Dany Bousquet, Cody Bowtell, Aaron Brand, Vratislav Cech, Brent Cullaton, Kirk Daubenspeck, Matt Demarski, Trevor Demmans, Josh Harrold, Brian Leitza, Andrew Long, Eric Long, Eduard Pershin, Bobby Russell, Jason Saal, Jason Sessa, Jonas Soling, Chris Valicevic.

2000 - Greenville, South Carolina
Northern 8, Southern 6

	1	2	3	TOTAL
Northern	3	3	2	8
Southern	3	2	1	6

First Period - 1, Northern, Wilgosh 1 (Vandemeer, Tropper), 3:24. 2, Northern, Mitchell 1 (Murphy, Harmer), 6:10. 3, Southern, Morin 1 (Valicevic), 12:01. 4, Southern, Venedam 1 (Mason, McNabb), 14:56. 5, Northern, Kraft 1 (Vandermeer, Harmer), 17:48. 6, Southern, Gaucher 1 (Curtin, Lazaro), 18:04.

Second Period - 7, Northern, Lawmaster 1 (Krovopuskov, Gignac), 1:17. 8, Northern, Fitzpatrick 1 (Walser, Gignac), 6:57. 9, Northern, Walser 1 (unassisted), 9:59. 10, Southern, Bousquet 1 (Dexter, Mason), 12:35. 11, Southern, Venedam 2 (Mason), 17:14.

Third Period - 12, Northern, Mitchell 2 (Ling, Murphy), 3:33. 13, Southern, Valicevic 1 (Curtin), 6:49. 14, Northern, Irving 1 (Kraft), 9:43.

Shots on goal - Northern 11-14-17--42. Southern 16-13-13--42.

Goalies - Northern, Lasak (16 shots-13 saves) , Matile (13 shots-11 saves) and Amidovski 1-0-0 (13 shots-12 saves). Southern, Maund (11 shots-8 saves), Brumby (14 shots-11 saves) and Schafer 0-1-0 (17 shots-15 saves).

Referee - Dave Hansen. **Linesmen** - Jim Combs and Tim Morgret. **A -** 9,444.

Most Valuable Player - Jeff Mitchell, Northern, Dayton.

Northern Roster
Chad Ackerman, Bujar Amidovski, Calvin Elfring, Blaine Fitzpatrick, Chris Gignac, Duane Harmer, Joel Irving, Alexei Krovopuskov, Jason Lawmaster, Jan Lasak, Jamie Ling, Jeff Mitchell, Mark Murphy, Mike Perna, Marc Tropper, Sean Matile, Peter Vandemeer, Derrick Walser, Curtis Wilgosh, Andrew Williamson.

Southern Roster
Dany Bousquet, David Brumby, Luke Curtin, Brad Dexter, Neil Fewster, Ryan Gaucher, Jeff Lazaro, Wes Mason, Jeff Maund, John McNabb, Olivier Morin, Eric Naud, Steve O'Brien, Kelly Perrault, Paxton Schafer, Greg Schmidt, Buddy Smith, John Spoltore, Bobby Stewart, Chris Valicevic, Sean Venedam.

1999 - Biloxi, Mississippi
Southern 7, Northern 4

	1	2	3	TOTAL
Northern	1	1	2	4
Southern	2	2	3	7

First Period - Scoring: 1, Northern, Brown 1 (Ficenec), 8:36. 2, Southern, Soling 1 (Varga), 10:12. 3, Southern, Calder 1 (Elders, Seitz), 19:45.

Second Period - Scoring: 4, Southern, Elders 1 (Rochon, Seitz), 6:18. 5, Southern, Kobezda 1 (Seitz, Elders), 6:36. 6, Northern, Infanger 1 (Ling, Thompson), 9:18.

Third Period - Scoring: 7, Northern, Williamson 1 (Ceman), 1:16. 8, Northern, Kupaks 1 (Tropper, Kraft), 4:25. 9, Southern, Sirois 1 (MacLean, Hurd), 14:02. 10, Southern, Elders 2 (Hicks), 16:09. 11, Southern, MacLean (Sirois), 17:47.

Shots on goal - Southern 13-14-10--37. Northern 12-8-9--29.

Goalies - Northern, Gingras (22 shots-18 saves) and Mullin 0-1-0 (22 shots-19 saves). Southern, Amidovski (16 shots-14 saves) and Wickenheiser 1-0-0 (17 shots-15 saves).

Referee - Joe Ernst. **Linesmen** - Terry Wicklum and Brian Mach. **A** - 7,566.

Most Valuable Player - Jason Elders, Southern, Mobile.

Northern Roster
Jim Bermingham, Joe Blaznek, Bobby Brown, Dru Burgess, Dan Ceman, Jakub Ficenec, Maxime Gingras, Duane Harmer, Karl Infanger, Casey Kesselring, Ryan Kraft, Arturs Kupaks, Jamie Ling, Darren Maloney, Bret Meyers, Matt Mullin, Tom O'Connor, Jamie Thompson, Marc Tropper, Andrew Williamson.

Southern Roster
Bujar Amidovski, J.F. Aube, Shane Calder, Luke Curtin, Jason Elders, Jamey Hicks, Kelly Hurd, Chris Hynnes, Jan Kobezda, Terry Lindgren, Cail MacLean, Dana Mulvihill, Jaroslav Obsut, Patrick Rochon, Dave Seitz, Allan Sirois, Jonas Soling, Chris Valicevic, John Varga, Chris Wickenheiser.

1998 - Lafayette, Louisiana
Canada 11, USA/World 7

	1	2	3	TOTAL
Canada	4	2	5	11
USA/World	3	3	1	7

First Period - Scoring: 1, USA/World, Felsner 1 (Parsons), 1:37. 2, Canada, MacIntyre 1 (Burfoot, Gorski), 6:25. 3, USA/World, Cantu 1 (Bilek, Noren), 7:38. 4, Canada, MacIntyre 2 (Gorski, Reid), 10:56. 5, Canada, Venedam 1 (Hynnes, Nedomansky), 13:51. 6, USA/World, Cantu 2 (Oates, Valicevic), 16:37. 7, Canada, Hynnes 1 (Reid, MacIntyre), 19:30.

Second Period - Scoring: 8, Canada, Bousquet 1 (Venedam, Nedomansky), 4:13. 9, USA/World, Parsons 1 (Spoltore, Bilek), 10:59. 10, USA/World, Cantu 3 (Seitz, Oates), 13:18 (pp). 11, Canada, MacIntyre 3 (Burfoot, Gorski), 15:29. 12, USA/World, Noren 1 (Remackel, Seitz), 18:10. Penalties: Reid, Canada (tripping), 11:50.

Third Period - Scoring: 13, Canada, Goudie 1 (Karlander, Latendresse), 1:46. 14, Canada, Latendresse 1 (Bermingham, Karlander), 5:58. 15, Canada, MacIntyre 4 (Gorski, Burfoot), 6:15. 16, USA/World, Ingraham 1 (Shier, Brady), 7:13. 17, Canada, Hynnes 2 (Van Drunen, Karlander), 13:08. 18, Canada, Evans 1 (Trudel, Hersh), 14:45.

Shots on goal - Canada 23-17-18--58. USA/World 16-10-9--35.

Goalies - Canada, Gauthier (20 shots-17 saves) and Charpentier 1-0-0 (15 shots-11 saves). USA/World, Wallinheimo (34 shots-29 saves) and Tracy 0-1-0 (24 shots-18 saves).

Referee - Jeff Smith. **Linesmen** - Craig Ross and Mark Hamlett. **A** - 11,493.

Most Valuable Player - Andy MacIntyre, Canada, Jacksonville.

Canada Roster
Jim Bermingham, Louis Bernard, Dany Bousquet, Scott Burfoot, Sebastien Charpentier, Doug Evans, Sean Gauthier, Sheldon Gorski, Brian Goudie, Harold Hersh, Chris Hynnes, Kory Karlander, Mike Latendresse, Andy MacIntyre, Vashi Nedomansky, Tom Nemeth, Shawn Reid, Jean-Guy Trudel, Dave Van Drunen, Sean Venedam.

USA/World Roster
Beau Bilek, Eric Boguniecki, Lance Brady, Kris Cantu, Denny Felsner, Kevin Hilton, Kelly Hultgren, Cal Ingraham, Brian LaFleur, Jeff Lazaro, Darryl Noren, Matt Oates, Don Parsons, Chris Phelps, Chad Remackel, Dave Seitz, Andrew Shier, John Spoltore, Tripp Tracy, Chris Valicevic, Sinuhe Wallinheimo.

1997 - Charlotte, North Carolina
Charlotte Checkers 7, ECHL All-Stars 6

	1	2	3	Total
ECHL All-Stars	2	2	2	6
Charlotte	3	3	1	7

First Period - 1, Charlotte, Seher 1 (Noren), 3:12. 2, ECHL, Bashkirov 1 (Taylor, Ross), 5:10. 3, Charlotte, Mitani 1 (Aube), 10:48. 4, Charlotte, Brosseau 1 (Deadmarsh), 16:56. 5, ECHL, Jablonski 1 (Royal, Metropolit), 17:55.

Second Period - 6, ECHL, Royal 1 (Metropolit), 1:20. 7, Charlotte, Mitani 2 (Noren, Brosseau), 3:59. 8, Charlotte, Brosseau 2 (Daniels, Noren), 6:52. 9, Charlotte, Boulton 1 (Robbins, Elick), 8:02. 10, ECHL, Pomichter 1 (Bilek), 8:14.

Third Period - 11, ECHL, Bashkirov 2 (Brady), 1:13. 12, ECHL, Taylor 1 (Bashkirov), 2:17. 13, Charlotte, Daniels 1 (Brosseau), 4:48.

Shots on goal - ECHL 11-19-17--47. Charlotte 12-8-8--28.

Goalies - ECHL, Beaubien 0-1-0 (17 shots-11 saves) and Allan (11 shots-10 saves). Charlotte, Vitucci (22 shots-18 saves) and Shepard 1-0-0 (25 shots-23 saves).

Referee - Ian Walsh. **Linesmen** - Norm Eberle and Pete Wicklum. **A -** 7,087.

Most Valuable Players - Andrei Bashkirov, ECHL, Huntington and David Brosseau, Charlotte.

ECHL Roster
Sandy Allan, Andrei Bashkirov, Frederick Beaubien, Beau Bilek, Lance Brady, Jim Brown, Alex Chunchukov, Rob Dumas, Jason Elders, Kevin Hoffman, Jeff Jablonski, Darren Maloney, Blair Manning, Glen Metropolit, Colin Miller, Chris Phelps, Mike Pomichter, Mike Ross, Eric Royal, Mike Taylor, Chris Valicevic.

Charlotte Roster
J.F. Aube, Eric Boulton, David Brosseau, Kimbi Daniels, Jake Deadmarsh, Mickey Elick, Justin Gould, Mike Kempffer, Jay Kenney, Scott Kirton, Brad Konik, Darcy Mitani, Darryl Noren, Kevin Rappana, Matt Robbins, Kurt Seher, Ken Shepard, Nick Vitucci, Shawn Wheeler.

1996 - Tallahassee, Florida
North 10, South 7

	1	2	3	TOTAL
North	3	4	3	10
South	4	2	1	7

First Period - Scoring: 1, South, Bergeron 1 (Ingraham), 2:26. 2, South, Berg 1 (Kacir, Brown), 4:50. 3, South, Belanger 1 (Enga), 5:56. 4, North, Wetzel 1 (Judson), 6:20. 5, North, Wetzel 2 (Stewart), 14:14. 6, North, Judson 1 (Stewart), 16:52. 7, South, Ingraham 1 (Craievich, Bergeron), 19:35.

Second Period - Scoring: 8, North, Lingren 1 (Burman, Wetzel), 0:42 (pp). 9, North, Parsons 1 (unassisted), 3:11. 10, North, Parsons 2 (Morris, Christian), 6:02. 11, South, Craievich 1 (Enga, Belanger), 11:12 (pp). 12, South, Ward 1 (Enga), 13:50. 13, North, Bermingham 1 (Stewart), 19:08.

Third Period - Scoring: 14, North, Perrault 1 (Parsons), 2:15 (pp). 15, North, Gibson 1 (Burman, Lingren), 10:55. 16, South, Ingraham (Belanger, Enga), 11:44. 17, North, Stewart 1 (Sundstrom), 18:10 (empty net). .

Shots on goal - North 10-13-8--31. South 10-15-13--38.

Goalies - North, Morissette 1-0-0 (16 shots-12 saves) and Sundstrom (22 shots-19saves). South, Schoen (19 shots-13 saves) and Robins 0-1-0 (12 shots-9 saves).

Referee - Terry Koharski. **Linesmen** - Jeff Dunkley and Dave Spannaus. **A** - 5,576.

Most Valuable Player - Don Parsons, North, Johnstown.

North Roster
Jim Bermingham, Aaron Boh, Mike Burman, Tim Christian, Steve Gibson, Jason Gladney, Rick Judson, Steve Lingren, Alain Morissette, Keith Morris, Don Parsons, Nicolas Perrault, Dennis Purdie, Glenn Stewart, Olie Sundstrom, Todd Wetzel.

South Roster
Maco Balkovec, Hugo P. Belanger, Rick Bennett, Bob Berg, Chris Bergeron, Jim Brown, Dave Craievich, R.J. Enga, Chris Foy, Cal Ingraham, Marian Kacir, Sean O'Brien, Trevor Robins, Bryan Schoen, Kurt Seher, Colin Ward.

1995 - Greensboro, North Carolina
West 6, East 5

	1	2	3	TOTAL
West	5	1	0	6
East	4	1	0	5

First Period - 1, East, Schwartz 1 (Kowalsky, Stewart), 3:24. 2, East, Schwartz 2 (Stewart, Kowalsky), 9:16. 3, West, Neal 1 (Flomenhoft, Leask), 11:22. 4, East, Schwartz 3 (Kowalsky, Stewart), 11:52. 5, West, Slivchenko 1 (Hartje, Boh), 13:39. 6, West, Woolf 1 (Burfoot, Smith), 14:56. 7, West, Flomenhoft 1 (Purdie, Neal), 16:25. 8, West, Purdie 1 (Flomenhoft, Leask), 16:46. 9, East, Wheeler 1 (Berdnikov, Riehl), 17:09.

Second Period - 10, West, Neal 2 (Flomenhoft, Purdie), 9:58. 11, East, Berdnikov 1 (Kupaks, Wheeler), 10:49.

Third Period - None.

Shots on goal - West 12-5-10--27. East 16-17-5--38.

Goalies - West, Stolp (24 shots-20 saves) and Finch 1-0-0 (14 shots-13 saves). East, Gagnon (14 shots-9 saves) and Sjerven 0-1-0 (13 shots-12 saves).

Referee - Gord Buchanan. **Linesmen -** Dana Hall and John Horan. **A -** 5,662.

Most Valuable Player - Jay Neal, West, Toledo.

West Roster
Aaron Boh, Scott Burfoot, Geoff Finch, Steve Flomenhoft, Tod Hartje, Steve Gibson, Rob Leask, Steve Lingren, Jim Maher, Kevin McKinnon, Jay Neal, Dennis Purdie, Tim Roberts, Vadim Slivchenko, Brandon Smith, Jeff Stolp, Mark Woolf.

East Roster
Sergei Berdnikov, Chris Bergeron, Derek Booth, Dave Craievich, Dave Gagnon, Scott Gruhl, Rick Kowalsky, Arturs Kupaks, Derek Linnell,Darryl Noren, Chris Phelps, Kevin Riehl, Darren Schwartz, Grant Sjerven, Michael Smith, Glenn Stewart, Shawn Wheeler.

1994 - Norfolk, Virginia
West 7, East 6

	1	2	3	TOTAL
West	0	4	3	7
East	2	1	3	6

First Period - 1, East, Valicevic 1 (Fleury, Snesar), 1:53. 2, East, Valicevic 2 (Fleury, Schwartz), 12:41.

Second Period - 3, West, Flanagan 1 (Donald, Judson), 2:07. 4, West, Cook 1 (Donald, Flanagan), 2:44. 5, West, Whittle 1 (Burfoot, Vachon), 10:36. 6, West, Cook 2 (Flanagan, Craievich), 13:55. 7, East, Berger 1 (Wildgoose, Michaud), 15:31.

Third Period - 8, West, Whittle 2 (Vachon, Burfoot), 2:14. 9, East, Colbourne 1 (Wheeler, Snesar), 6:17. 10, West, Steer 1 (Frantti, Nemeth), 11:34. 11, West, Flanagan 2 (Donald, Judson), 12:44. 12, East, Schwartz 1 (Fleury, Slivchenko), 16:29. 13, East, Slivchenko (Fleury, Gervais), 18:54.

Shots on goal - West 12-14-14--40. East 16-27-27--70.

Goalies - West, Cadden 1-0-0 (28 shots-26 saves) and Mullahy (42 shots-38 saves). East, DelGuidice (19 shots-16 saves) and Michaud 0-1-0 (21 shots-17 saves).

Referee - Bob Willer. **Linesmen** - Kevin Kierst and Jim Skarbek. **A -** 6,361.

Most Valuable Players -- Joe Cook, West, Columbus and Cory Cadden, West, Knoxville.

West Roster
Scott Burfoot, Cory Cadden, Joe Cook, Dave Craievich, Derek Donald, Rob Dumas, Joe Flanagan, Gord Frantti, Rick Judson, Paul Marshall, Brad Mullahy, Tom Nemeth, Darren Perkins, Jason Smart, Jamie Steer, Nicolas Vachon, Jeff Whittle.

East Roster
Phil Berger, Daniel Chaput, Darren Colbourne, Matt DelGuidice, Sylvain Fleury, Victor Gervais, Dan Gravelle, Rob Leask, Alan Leggett, Mark Michaud, Darren Schwartz, Vadim Slivchenko, Brandon Smith, Shaun Snesar, Chris Valicevic, Shawn Wheeler, Lyle Wildgoose.

1993 - Wheeling, West Virginia
East 7, West 3

	1	2	3	TOTAL
West	2	0	1	3
East	2	3	2	7

First Period - 1, East, Gervais 1 (MacIsaac, Mirabile), 2:35. 2, West, Flanagan 1 (Bechard, Gorski), 5:16. 3, West, Jablonski 1 (Reier, Hicks), 9:00. 4, East, Capson 1 (Schwartz, Edgerton), 10:38.

Second Period - 5, East, Berger 1 (Schwartz, Edgerton), 5:41. 6, East, Schwartz 1 (Berger, Edgerton), 6:26. 7, East, Schwartz 2 (Capson, Edgerton), 17:41.

Third Period - 8, East, Poapst 1 (Gervais), 6:18. 9, East, Coles 1 (Flynn, Burfoot), 10:28. 10, West, Jobe 1 (unassisted), 16:52.

Shots on goal - West 14-21-12--47. East 17-13-14--44.

Goalies - West, Galuppo 0-1-0 (26 shots-22 saves) and Millham (21 shots-18 saves). East, Ouellette, 1-0-0 (22 shots-20 saves) and Vitucci (22 shots-21 saves).

Referee - Brett Parson. **Linesmen** - Dan Broniman and Sam Gowan. **A -** 4,854.

Most Valuable Player - Darren Schwartz, East, Wheeling.

West Roster
Jerome Bechard, Derek Booth, Rob Dumas, Joe Flanagan, Sandy Galuppo, Sheldon Gorski, Alex Hicks, Jeff Jablonski, Trevor Jobe, Shaun Kane, Paul Marshall, Mike Millham, Mike Murray, Tom Nemeth, Pat Pylypuik, Mike Reier, Steve Strunk.

East Roster
Phil Berger, Scott Burfoot, Greg Capson, Bruce Coles, Devin Edgerton, Brendan Flynn, Victor Gervais, Alan Leggett, Al MacIsaac, Steve Mirabile, Francis Ouellette, Steve Poapst, Tim Roberts, Darren Schwartz, Trevor Smith, Nick Vitucci, Lyle Wildgoose.

ALL-STAR SKILLS COMPETITION RESULTS

Year	Team	Score		Team	Score
2026	Individual Competition Only				
2024	Individual Competition Only				
2023	Individual Competition Only				
2022	Individual Competition Only				
2020	Individual Competition Only				
2019	Individual Competition Only				
2018	Individual Competition Only				
2017	Adirondack Thunder	2		ECHL All-Stars	1
2015	Individual Competition Only				
2013	Colorado Eagles	10	vs.	ECHL All-Stars	5
2012	Event Was Not Held				
2011	Individual Competition Only				
2010	National Conference	11	vs.	American Conference	10
2009	American Conference	11	vs.	National Conference	5
2008	National Conference	19	vs.	American Conference	16
2007	American Conference	20	vs.	National Conference	11
2006	National Conference	15	vs.	American Conference	8
2005	National Conference	10	vs.	American Conference	9
2004	Eastern Conference	11	vs.	Western Conference	10
2003	Northern Conference	12	vs.	Southern Conference	9
2002	Southern Conference	16	vs.	Northern Conference	8
2001	Southern Conference	15	vs.	Northern Conference	5
2000	Northern Conference	11	vs.	Southern Conference	8
1999	Northern Conference	13	vs.	Southern Conference	8
1998	Canada	10	vs.	USA/World	9

ALL-STAR SKILLS COMPETITION RECORDS

FASTEST SKATER

FASTEST AVERAGE TIMES, TEAM
13.760 - Colorado Eagles, 2013
13.917 - Adirondack Thunder, 2017
14.080 - ECHL All-Stars, 2017
14.089 - USA/World All-Stars, 1998
14.103 - ECHL All-Stars, 2013

FASTEST TIMES, INDIVIDUAL
12.750 - Justin Danforth, Cincinnati, Central Division All-Stars, 2018
12.090 - Lincoln Griffin, Cincinnati, Western Conference, 2023
12.950 - Sebastian Vidmar, Savannah, 2024
12.970 - Bryan Moore, Toledo, Team Fins, 2019
13.010 - Ben Hawerchuk, Jacksonville, 2022
- Alex Breton, Allen, Western Conference, 2019

HARDEST SHOT

HARDEST AVERAGE SHOT, TEAM
97.900 mph - American All-Stars, 2010
96.050 mph - Southern All-Stars, 1999
95.050 mph - Southern All-Stars, 2001
94.900 mph - American All-Stars, 2008
94.850 mph - American All-Stars, 2007

HARDEST SHOT, INDIVIDUAL
102.7 mpg - Josh Godfrey (ECHL All-Stars, 2011), South Carolina
102.2 mph - Jon Awe (American All-Stars, 2007), Gwinnett
101.9 mph - A.J. Thelen (American All-Stars, 2010), Florida
101.5 mph - Sasha Pokulok (National All-Stars, 2010), Bakersfield
101.0 mph - Isaac Smeltzer (Colorado Eagles, 2013)

RAPID FIRE

MOST SAVES, TEAM
26 of 30 - Western All-Stars, 2004, Frederic Cloutier, Louisiana, 9 of 10; Michael Garnett, Gwinnett, 7 of 10; Dan Ellis, Idaho, 10 of 10
- Southern All-Stars, 2001, Kirk Daubenspeck, South Carolina, 7 of 10; Brian Leitza, Baton Rouge, 10 of 10; Jason Saal, Louisiana, 9 of 10
24 of 30 - twice, most recent;
National All-Stars, 2006, Marc Magliarditi, Las Vegas, 9 of 10; Brett Jaeger, Fresno, 8 of 10; Jake Moreland, Stockton, 7 of 10
23 of 30 - three times, most recent;
American All-Stars, 2007, Adam Berkhoel, Dayton, 7 of 10; Cedrick Desjardins, Cincinnati, 7 of 10; David Shantz, Florida, 9 of 10
22 of 30 - American All-Stars, 2010, Braden Holtby, South Carolina, 9 of 10; Todd Ford, South Carolina, 8 of 10; Jeremy Smith, Cincinnati, 5 of 10

MOST SAVES, INDIVIDUAL
10 of 10 - Ryan MacDonald, (National All-Stars, 2007), Fresno
Dan Ellis, (Western All-Stars, 2004), Idaho
Brian Leitza, (Southern All-Stars, 2001), Baton Rouge
9 of 10 - nine players, most recent;
Braden Holtby, (American All-Stars, 2010), South Carolina

ACCURACY SHOOTING

MOST TARGETS HIT, TEAM
12 of 19 - ECHL All-Stars, 2013, Andrew Hotham, Wheeling, 4 of 5; Dustin Gazley, Elmira, 4 of 5; Dean Ouellet, San Francisco, 4 of 5
11 of 18 - National All-Stars, 2010, Ryan Kinasewich, Utah, 4 of 4; Shawn Weller, Bakersfield, 4 of 6; Greg Hogeboom, Ontario, 3 of 8
11 of 19 - Northern All-Stars, 2003, Brad Rooney, Reading, 4 of 6; Jamie Herrington, Richmond, 3 of 8; Jason Jaffray, Roanoke, 4 of 5
11 of 20 - Southern All-Stars, 1999, Cail MacLean, Jacksonville, 4 of 7; Dave Seitz, South Carolina, 4 of 5; Jason Elders, Mobile, 3 of 8

MOST TARGETS HIT, INDIVIDUAL
4 of 4 - Ryan Kinasewich, (National All-Stars, 2010), Utah
- Ash Goldie, (National All-Stars, 2008), Victoria
4 of 5 - six players, most recent;
Andrew Hotham (ECHL All-Stars, 2013), Wheeling
4 of 6 - eight players, most recent;
David Pacan, (Eastern All-Stars, 2019), Brampton

BREAKAWAY RELAY

MOST GOALS SCORED, TEAM
8 - twice, most recent;
National All-Stars, 2006
7 - four times, most recent;
American All-Stars, 2010
6 - five times, most recent;
American All-Stars, 2006

MOST SAVES, TEAM
16 - American All-Stars, 2010, Todd Ford, South Carolina, 5 of 6; Jeremy Smith, Cincinnati, 5 of 6; Braden Holtby, South Carolina, 6 of 6
American All-Stars, 2007, Adam Berkhoel, Dayton, 6 of 6; Cedrick Desjardins, Cincinnati, 5 of 6; David Shantz, Florida, 5 of 6
14 - five times, most recent;
National All-Stars, 2010, David Shantz, Victoria, 4 of 6; Richard Bachman, Idaho, 5 of 6; Timo Pielmeier, Bakersfield, 5 of 6
13 - five times, most recent;
American All-Stars, 2008, Craig Kowalski, Gwinnett, 5 of 6; Anton Khudobin, Texas, 4 of 6; Justin Peters, Florida, 4 of 6

MOST SAVES, INDIVIDUAL
6 of 6 - eight times, most recent;
Patrick Killeen, (ECHL All-Stars, 2011), Wheeling
8 of 9 - two times, most recent;
Maxime Gingras, (Northern All-Stars, 1999), Richmond
5 of 6 - 21 times, most recent;
Richard Bachman, (National All-Stars, 2010), Idaho
Todd Ford, (American All-Stars, 2010), South Carolina
Timo Pielmeier, (National All-Stars, 2010), Bakersfield
Jeremy Smith, (American All-Stars, 2010), Cincinnati

ALL-STAR SKILLS COMPETITION BOX SCORES

2026 - Allen, Texas (Note: Individual competition only)

Fastest Skater
1. Harrison Blaisdell, Allen - 13.58
2. Brad Morrison, Allen - 13.81
3. Anthony Romano, Florida - 13.85
4. Danny Dzhaniyev, Utah - 14.23
5. Brooklyn Kalmikov, Maine - 14.37
6. Brayden Watts, Wichita - 14.41

Hardest Shot
1. Charles Martin, Trois-Rivières - 94.0
2. Brendan Hoffman, Idaho - 92.0
3. Andre Anania, Allen - 91,0
4. Colton Hargrove, Allen - 90.0
5. Jake Johnson, Cincinnati - 87.0
6, Michael Gildon, Allen - 86.0

Accuracy Shooting
1. Brannon McManus, Adirondack - 10.5 seconds
2. Danny Katic, Allen - 13.9 seconds
3. Sloan Stanick, Tahoe - 15.1 seconds
4. Colby McAuley - 31.8 seconds

2024 - Savannah, Georgia (Note: Individual competition only)

Fastest Skater
1. Sebastian Vidmar, Savannah - 12.95
2. Patrick Curry, Kansas City - 13.07
3. Matt Brown, Reading - 13.31
4. Brendan Harris, Jacksonville - 13.38
5. Joe Fleming, Savannah - 13.46
6. Ross Armour, Savannah - 13.52

Hardest Shot
1. Nolan Valleau, Savannah - 95.0
2. Carter Long, Savannah - 93.0
3. Brandon Hawkins, Toledo - 92.0
4. Simon Pinard, Savannah - 91.0
5. Gabriel Chicoine, Maine - 89.0
6. Jack Dugan, Fort Wayne - 83.9

Accuracy Shooting
1. Brent Pedersen, Savannah - 3.6 seconds
2. Anthony Collins, Savannah - 7.0 seconds
3. Cameron Hillis, Indy - 8.4 seconds
4. Max Andreev, Kansas City - 22.3 seconds

2023 - Norfolk, Virginia (Note: Individual competition only)

Fastest Skater
1. Lincoln Griffin, Cincinnati - 12.90
2. Alex Ierullo, Greenville - 13.05
3. Eric Cooley, Norfolk - 13.44
4. Darren McCormick - 13.49

Hardest Shot
1. Callum Fryer, Norfolk - 97.0
2. Mathew Santos, Maine - 96.0
3. Darick Louis-Jean, Norfolk - 93.0
4. Josh Maniscalco, Wheeling - 91.0

Accuracy Shooting
1. Tye Felhaber, Fort Wayne - 6.5 seconds
2. Denis Smirnov, Norfolk - 7.4 seconds
3. Billy Constantinou, Norfolk - 8.4 seconds
4. Bear Hughes, South Carolina - 9,7 seconds

2022 - Jacksonville, Florida (Note: Individual competition only)

Fastest Skater
1. Ben Hawerchuk, Jacksonville - 13.01
2. Anthony Nellis, Trois-Rivières - 13.15
3. Jacob Panetta, Jacksonville - 13.17
4. Liam Pecararo, Greenville - 13.27
5. Brandon Fortunato, Jacksonville - 13.38
6. Gavin Gould, Allen - 13.46

Hardest Shot
1. Croix Evingson, Jacksonville - 90.0
2. Mike Lee, Indy - 87.0
   Logan Nelson, Rapid City - 87.0
4. Sean Giles, Jacksonville - 82.0
5. Luke Lynch, Jacksonville - 83.0
6. Blake Winiecki, Florida - 81.0

Accuracy Shooting
1. Derek Lodermeier, Jacksonville - 6.0 seconds
2. Aaron Luchuk, Orlando - 7.7 seconds
3. TJ Hensick, Toledo - 7.8 seconds
4. Joey Sides, Jacksonville - 13.5 seconds
5. Abbott Girduckis, Jacksonville - 14.2 seconds

2020 - Wichita, Kansas (Note: Individual competition only)

Fastest Skater
1. J.J. Piccinich, Tulsa - 13.05
2. Billy Exell, Wichita - 13.30
3. Fabrizio Ricci, Jacksonville - 13.81
4. Joseph Duszak, Newfoundland - 13.82

Hardest Shot
1. Brady Norrish, Idaho - 95.0
2. Ostap Safin, Wichita - 89.0
3. Logan Roe, Florida - 88.0
4. Stefan Fournier, Wichita - 86.0

Accuracy Shooting
1. Tommy Marchin, Atlanta - 2.369 seconds
2. Chris Crane, Wichita - 14.84 seconds
3. Josh Kestner, Toledo - 15.48 seconds
4. Peter Crinella, Wichita - 23.52 seconds

2019 - Toledo, Ohio (Note: Individual competition only)

Fastest Skater
1. Bryan Moore, Toledo - 12.97
2. Alex Breton, Allen - 13.01
3. Daniel Leavens, Toledo - 13.12
4. Giorgio Estephan, Newfoundland - 13.56

Hardest Shot
1. A.J. Jenks, Toledo - 99.0
2. Matt Register, Toledo - 95.0
3. Johno May, Greenville - 92.0
4. Jared VanWormer, Kansas City - 89.0

Accuracy Shooting
1. David Pacan, Brampton - 4 of 6
2. Greg Wolfe, Toledo - 4 of 10
3. Vasili Glotov, Cincinnati - 4 of 16
4. T.J. Hensick, Toledo - 4 of 17

2018 - Indianapolis, Indiana (Note: Individual competition only)

Fastest Skater
1. Justin Danforth, Cincinnati - 12.75
2. Cody Wydo, Wheeling - 13.04
3. Grant Besse, Norfolk - 13.16
4. Justin Parizek, Idaho - 13.17
5. Matt Petgrave, Brampton - 13.24
6. Artur Tyanulin, Fort Wayne - 13.30

Rapid Fire Shootout Challenge
1. Shane Starrett, Wichita - 9 saves on 10 shots
2. Etienne Marcoux, Indy - 8 saves on 10 shots
3. Pat Nagle, Toledo - 5 saves on 10 shots
   Martin Ouellette, Florida - 5 saves on 10 shots

Hardest Shot
1. Nolan Valleau, Orlando - 97.0
2. Cliff Watson, Utah - 94.0
3. Woody Hudson, Worcester - 93.0
4. Jesse Mychan, Colorado - 92.0
5. Willie Raskob, Quad City - 90.0
6. Sam Kurker, Manchester - 89.0
7. Kyle Bushee, Kalamazoo - 88.0
8. Phil Lane, Atlanta - 85.0

2017 - Glens Falls, New York

(Winning team in each event received one "goal" towards final score of game)

Puck Relay

Adirondack (Cullen Bradshaw, Peter MacArthur, Brian Ward and Greg Wolfe) def. ECHL All-Stars (Justin Crandall, Matt Garbowsky, Shawn Szydlowski and Nolan Zajac)

Fastest Skater

1. Steven McParland, South Carolina - 13.62
2. Patch Alber, Adirondack - 13.85
3. Kevin Lough, Adirondack - 13.95
   Alex Wall, Adirondack - 13.95
5. Erik Bradford, Utah - 14.08
6. Justin Buzzeo, Atlanta - 14.54

Hardest Shot

1. Stepan Falkovsky, Adirondack - 99.0
2. Eric Knodel, Cincinnati - 96.0
3. Brett Pollock, Adirondack - 94.0
   Spiro Goulakos, Greenville - 94.0
5. Roman Dyukov, Adirondack - 91.0
   Peter Sivak, Alaska - 91.0
7. Travis Walsh, Idaho - 88.0
8. Mikkel Aagaard, Adirondack - 87.0

2015 – Orlando, Florida (Note: Individual competition only)

Fastest Skater

1. Alex Krushelnyski, Utah - 13.47
2. Scott Tanski, Orlando - 13.59
3. Brady Vail, Orlando - 13.72
   Brett Findlay, Orlando - 13.72
5. Steven Shamanski, Elmira - 14.00
6. Curtis Valk, Kalamazoo - 14.12

Hardest Shot

1. Yann Sauve, Orlando - 94.0
2. Cam Reid, Reading - 90.0
3. Myles Bell, Evansville - 89.0
4. Bryce Aneloski, Orlando - 84.0
5. Landon Oslanski, Missouri - 83.0
6. Blake Kessel, Orlando - 82.0

2013 – Loveland, Colorado
Colorado Eagles defeated ECHL All-Stars, 10-5
Attendance – 5,289

Fastest Skater
Colorado Eagles (13.760 average) d. ECHL All-Stars (14.103 average)

1. Dylan Hood, Colorado - 13.455
2. A.J. Hau, Colorado - 13.810
3. C.J. Severyn, Orlando - 13.998
4. Joey Sides, Colorado - 14.016
5. Mike Marcou, Greenville - 14.220
6. Willie Coetzee, Toledo - 14.120

Hardest Shot
Colorado Eagles (94.8 average) d. ECHL All-Stars (90.9 average)

1. Isaac Smeltzer, Colorado - 101.0
2. Collin Bowman, Colorado - 100.5
3. Jason Beatty, Colorado - 96.8
4. William Wrenn, Alaska - 96.0
5. Taylor Ellington, Cincinnati - 95.1
6. Chris Francis, Las Vegas - 93.7
7. Norm Ezekiel, Colorado - 84.5
8. Daniel Maggio, Fort Wayne - 84.1

Rapid Fire
Colorado Eagles (10 of 20) d. ECHL All-Stars (5 of 20)

Colorado Eagles (10 of 20) - Dylan Hood and Kevin Ulanski, 3 of 10 vs. Mike Lee, Gwinnett (7 saves); Michael Forney and Joey Sides, 7 of 10 vs. Philipp Grubauer, Reading (3 saves).

ECHL All-Stars (5 of 20) - Willie Coetzee, Toledo and Nathan Moon, Evansville, 3 of 10 vs. Kyle Jones (7 saves); Daniel Maggio, Fort Wayne and Mitch Wahl, Utah, 2 of 10 vs. Adam Brown (8 saves).

Accuracy Shooting
ECHL All-Stars (12 of 19) d. Colorado Eagles (8 of 23)

Individual Winner - Andrew Hotham, Wheeling (4 of 5).

ECHL All-Stars - Andrew Hotham, Wheeling (4 of 5), Dustin Gazley, Elmira (4 of 7) and Dean Ouellet, San Francisco (4 of 7).

Colorado Eagles - Michael Forney (4 of 7), Kevin Ulanski (1 of 8) and Joey Sides (3 of 8).

Breakaway Relay
Colorado Eagles d. ECHL All-Stars, 5-1

Colorado Eagles vs. Philipp Grubauer, Reading (Saves - 2 of 5) - Trent Daavettila (goal); Michael Forney (goal); Dylan Hood (miss); Matt Strueby (goal); Collin Bowman (miss).

ECHL All-Stars vs. Adam Brown (Saves - 4 of 5) - Francis Verreault, Bakersfield (miss); Andrew Hotham, Wheeling (miss); C.J. Stretch, Ontario (goal); Mitch Wahl, Utah (miss); Dean Ouellet, San Francisco (miss).

Colorado Eagles vs. Ryan Zapolski, South Carolina (Saves - 3 of 5) - Steve Haddon (goal); Ray Kaunisto (miss); Joey Sides (miss); Devin DiDiomete (goal); A.J. Hau (miss).

ECHL All-Stars vs. Kyle Jones (Saves - 5 of 5) - Casey Pierro-Zabotel, Gwinnett (miss); C.J. Severyn, Orlando (miss); Nathan Moon, Evansville (miss); Austin Fyten, Idaho (miss); Justin Maylan, Stockton (miss).

Outstanding Goaltender - Adam Brown, Colorado Eagles (12 of 15 saves)

2011 – Bakersfield, California
(Note: Individual competition only)

Fastest Skater
1. Eric Lampe, Elmira - 14.445
2. Vyacheslav Trukhno, Bakersfield - 14.712
3. Michael Gerger, Bakersfield - 14.887
4. Michael Forney, Gwinnett - 15.635

Hardest Shot
1. Josh Godfrey, South Carolina - 102.7
2. Joel Broda, Bakersfield - 94.3
3. Ryan Turek, Victoria - 92.5
4. Jean-Francois David, Bakersfield - 89.1

King of the Shootout
1. Patrick Killeen, Wheeling - 6 saves on 6 shots
2. Tyler Beskorowany, Idaho - 5 saves on 6 shots
   Michael Ouzas, Las Vegas - 5 saves on 6 shots
4. Josh Tordjman, Bakersfield - 4 saves on 6 shots

Accuracy Shooting
1. Pascal Morency, Bakersfield - 3 of 8
2. Mark Derlago, Idaho - 2 of 8
   Ben Street, Wheeling - 2 of 8
4. Stephane Goulet, Bakersfield - 1 of 8

2010 – Ontario, California

National Conference defeated American Conference, 11-10
Attendance – 4,368

Puck Control Relay Team
National Conference (Evan Barlow, Idaho; Chris D'Alvise, Stockton and John Lammers, Alaska) d. American Conference (Matt Pierce, Cincinnati; Maxime Gratchev, Elmira and Justin Donati, Elmira).

Puck Control Relay Individual
National Conference (Peter Lenes, Ontario) d. American Conference (Jacob Micflikier, Florida).

Fastest Skater
National Conference (14.406 average) d. American Conference (14.462 average)

1. Adam Miller, Las Vegas - 14.287
2. John Swanson, Idaho - 14.347
3. Maxime Tanguay, Toledo - 14.47
4. Eric Regan, Bakersfield - 14.585
5. Brandon Buck, Florida - 14.735
6. Nikita Kashirsky, South Carolina - 14.781

Hardest Shot
American Conference (97.9 average) d. National Conference (94.7 average)

1. A.J. Thelen, Florida - 101.9
2. Sasha Pokulok, Bakersfield - 101.5
3. Matt Schepke, Charlotte - 97.3
4. Drew Paris, Gwinnett - 96.2
5. David Walker, Ontario - 94.0
6. J.C. Sawyer, Toledo - 93.8
7. Brendan Milnamow, Idaho - 92.4
8. Taylor Ellington, Victoria - 90.9

Rapid Fire
American Conference (22 of 30) d. National Conference (20 of 30)

National Conference (20 of 30) - Mitch Ganzak, Wheeling and Jacob Micflikier, Florida, 4 of 10 vs. David Shantz, Victoria (6 saves); Rick Cleaver, Kalamazoo and Connor Shields, Johnstown, 2 of 10 vs. Richard Bachman, Idaho (8 saves); Sam Roberts, Gwinnett and Matt Pierce, Cincinnati, 2 of 10 vs. Timo Pielmeier, Bakersfield (8 saves).

American Conference (22 of 30) - Nick Mazzolin, Alaska and Evan Barlow, Idaho, 2 of 10 vs. Todd Ford, South Carolina (8 saves); Vic Bartley, Utah and John Lammers, Alaska, 5 of 10 vs. Jeremy Smith, Cincinnati (5 saves); Judd Blackwater, Stockton and A.J. Perry, Utah, 1 of 10 vs. Braden Holtby, South Carolina (9 saves).

Accuracy Shooting
National Conference (11 of 18) d. American Conference (9 of 16)

Individual Winner - Ryan Kinasewich, Utah (4 of 4).

American Conference - Ben Gordon, Reading (4 of 5), Zach Tarkir, South Carolina (4 of 5) and Jeff Prough, Trenton (1 of 6).

National Conference - Ryan Kinasewich, Utah (4 of 4), Shawn Weller, Bakersfield (4 of 6) and Greg Hogeboom, Ontario (3 of 8).

Breakaway Relay
American Conference d. National Conference, 7-5

American Conference vs. David Shantz, Victoria (Saves - 4 of 7) - Nikita Kashirsky, South Carolina (miss); Drew Paris, Gwinnett (goal); Rick Cleaver, Kalamazoo (goal); Elan Duneau, amateur (miss); Matt Schepke, Charlotte (goal); A.J. Thelen, Florida (miss); Maxime Tanguay, Toledo (miss).

National Conference vs. Todd Ford, South Carolina (Saves - 5 of 7) - A.J. Perry, Utah (miss); Nick Mazzolini, Alaska (goal); Taylor Ellington, Victoria (miss); Daniel Hines, amateur (miss); Eric Regan, Bakersfield (miss); John Swanson, Idaho (miss); David Walker, Ontario (goal).

American Conference vs. Richard Bachman, Idaho (Saves - 5 of 7) - Connor Shields, Johnstown (miss); Sam Roberts, Gwinnett (miss); Matt Pierce, Cincinnati (goal); Taylor Portesi, amateur (miss); Jeff Prough, Trenton (miss); Zach Tarkir, South Carolina (miss); Brandon Buck, Florida (goal).

National Conference vs. Jeremy Smith, Cincinnati (Saves - 5 of 7) - Adam Miller, Las Vegas (goal); Brendan Milnamow, Idaho (miss); Judd Blackwater, Stockton (goal); Scott Hansen, amateur (miss); Vic Bartley, Utah (miss); Evan Barlow, Idaho (miss); Peter Lenes, Ontario (miss).

American Conference vs. Timo Pielmeier, Bakersfield (Saves - 5 of 7) - Jacob Micflikier, Florida (miss); Mitch Ganzak, Wheeling (goal); Maxime Gratchev, Elmira (miss); Michael Mitchell, amateur (miss); J.C. Sawyer, Toledo (goal); Justin Donati, Elmira (miss); Ben Gordon, Reading (miss).

National Conference vs. Braden Holtby, South Carolina (Saves - 6 of 7) - Shawn Weller, Bakersfield (miss); Chris D'Alvise, Stockton (miss); John Lammers, Alaska (miss); Matt Jolliff, amateur (miss); Sasha Pokulok, Bakersfield (miss); Ryan Kinasewich, Utah (miss); Greg Hogeboom, Ontario (goal).

Outstanding Goaltender - Braden Holtby, American All-Stars, South Carolina Stingrays (15 of 17 saves)

2009 – Reading, Pennsylvania

National Conference defeated American Conference, 11-5
Attendance – 5,693

Puck Control Relay Team
National Conference (Matt Shasby, Alaska; Justin Taylor, Las Vegas; Matt Pope, Bakersfield) d. American Conference (Travis Morin, South Carolina; Barret Ehgoetz, Cincinnati; Jarret Lukin, Dayton).

Puck Control Relay Individual
American Conference (Johann Kroll, South Carolina) d. National Conference (Ryan Huddy, Stockton).

Fastest Skater
National Conference (14.149 average) d. American Conference (14.222 average)

1. Dan Gendur, Victoria – 13.686
2. Aaron Clarke, Wheeling – 13.816
3. Aaron Brocklehurst, Florida – 14.138
4. Mark Bomersback, Idaho – 14.250
5. Matt Fornataro, Phoenix – 14.511
6. Josh Aspenlind, Elmira – 14.712

Hardest Shot
American Conference (93.87 average) d. National Conference (92.85 average)

1. Dylan Yeo, Victoria – 97.7
2. Matt Cohen, Trenton – 97.1
3. Steve Ward, Reading – 95.2
4. Tim Kraus, Ontario – 94.7
5. Geoff Walker, Ontario – 93.3
6. Elgin Reid, Wheeling – 90.6
   Matthew Ford, Charlotte – 90.6
8. Mike Wilson, Phoenix - 85.7

Rapid Fire
National Conference (20 of 30) d. American Conference (14 of 30)

American Conference (14 of 30) – Ryan Cruthers, Mississippi and Jordan Fox, Gwinnett, 5 of 10 vs. Jean-Philippe Lamoureux, Alaska (5 saves); Ryan Gunderson, Trenton and Bryan Ewing, Wheeling, 3 of 10 vs. John Murray, Ontario (7 saves); Ryan Del Monte, Johnstown and Tyler Doig, Reading, 6 of 10 vs. Joe Fallon (4 saves).

National Conference (20 of 30) Justin Taylor, Las Vegas and Matt Stephenson, Idaho, 8 of 10 vs. Kris Mayotte, Johnstown (2 saves); Tom May, Utah and Matt Pope, Bakersfield, 5 of 10 vs. John Murray, Ontario (5 saves); Jeff May, Las Vegas and Ryan Huddy, Stockton, 7 of 10 vs. Joe Fallon (3 saves).

Accuracy Shooting
American Conference (8 of 24) d. National Conference (6 of 24)

Individual Winner - Cory Urquhart, Stockton was 1-for-1 in tiebreaker to beat Kevin Baker, Florida and Ryan Cruthers, Mississippi.

American Conference - Kevin Baker, Florida (3 of 8), Ryan Cruthers, Mississippi (3 of 8) and Bryan Ewing, Wheeling (2 of 8).

National Conference - Mark Derlago, Bakersfield (2 of 8), Colin Hemingway, Alaska (1 of 8) and Cory Urquhart, Stockton (3 of 8).

Breakaway Relay
National Conference d. American Conference, 4-3

American Conference vs. Jean-Philippe Lamoureux, Alaska (Saves - 4 of 6) - Travis Morin, South Carolina (miss); Jarret Lukin, Dayton (goal); Johann Kroll, South Carolina (miss); Josh Aspenlind, Elmira (miss); Aaron Brocklehurst, Florida (miss); Barret Ehgoetz, Cincinnati (goal).

National Conference vs. Kris Mayotte, Johnstown (Saves - 6 of 6) - Matt Shasby, Alaska (miss); Matt Pope, Bakersfield (miss); Mark Bomersback, Idaho (miss); Dan Gendur, Victoria (miss); Tom May, Utah (miss); Matt Fornataro (miss).

American Conference vs. John Murray, Ontario (Saves – 6 of 6) - Aaron Clarke, Wheeling (miss); Matthew Ford, Charlotte (miss); Matt Cohen, Trenton (miss); Ryan Del Monte, Johnstown (miss); Elgin Reid, Wheeling (miss); Tyler Doig, Reading (miss).

National Conference vs. Michal Neuvirth, South Carolina (Saves - 4 of 6) - Justin Taylor, Las Vegas (goal); Geoff Walker, Ontario (miss); Michael Wilson, Phoenix (goal); Tom May, Utah (miss); Dylan Yeo, Victoria (miss); Tim Kraus, Ontario (miss).

American Conference vs. Joe Fallon, Fresno (Saves - 5 of 6) - Kevin Baker, Florida (miss); Jordan Fox, Gwinnett (miss); Ryan Gunderson, Trenton (miss); Ryan Cruthers, Mississippi (goal); Bryan Ewing, Wheeling (miss); Steve Ward, Reading (miss).

National Conference vs. David Leggio, Florida (Saves - 4 of 6) - Colin Hemingway, Alaska (goal); Ryan Huddy, Stockton (goal); Matt Stephenson, Idaho (miss); Mark Derlago, Bakersfield (miss); Jeff May, Las Vegas (miss) and Cory Urquhart, Stockton (miss).

Outstanding Goaltender - Kris Mayotte, American All-Stars, Johnstown Chiefs (14 of 16 saves)

2008 - Stockton, California

National Conference defeated American Conference, 19-16
Attendance - 3,370

Puck Control Relay Team
American Conference (Jean-Claude Sawyer, Pensacola; Travis Morin, South Carolina; David Desharnais, Cincinnati) d. National Conference (Peter Ferraro, Las Vegas; Keith Johnson, Utah; Justin Bourne, Utah).

Puck Control Relay Individual
American Conference (Yannick Tifu, Dayton) d. National Conference (Oren Eizenman, Fresno).

Fastest Skater
National Conference (14.66 average) d. American Conference (14.74 average)

1. Andy Contois, Stockton - 14.39
2. Jordan Owens, Charlotte - 14.44
3. Ryan Garlock, Johnstown - 14.47
4. Todd Griffith, Bakersfield - 14.53
5. Peder Skinner, Phoenix - 15.06
6. Tyler Doig, Columbia - 15.30

Hardest Shot
American Conference (94.9 average) d. National Conference (91.4 average)

1. Jamie Milam, Gwinnett - 99.3
2. Matt Beaudoin, Dayton - 94.9
3. Jon D'Aversa, Wheeling - 94.5
4. Kevin Truelson, Bakersfield - 92.1
5. Brad Farynuk, Stockton - 91.9
6. Darrell Hay, Idaho - 90.1

Rapid Fire
American Conference tie, National Conference, 21-21

American Conference (21 of 30) - Ryan Menei, Mississippi and John McNabb, Texas, 2 of 10 vs. Julien Ellis (8 saves); Brett Hemingway, Reading and David Desharnais, Cincinnati, 3 of 10 vs. Kellen Briggs, Idaho (7 saves); Adrian Veideman, Augusta and Tomas Kudelka, Elmira 4 of 10 vs. Daniel Manzato, Las Vegas (6 saves).

National Conference (21 of 30) - Greg Rallo, Idaho and Brian Yandle, Phoenix, 3 of 10 vs. Craig Kowalski, Gwinnett (7 saves); Ryan MacMurchy, Stockton and Oren Eizenman, Fresno 2 of 10 vs. Anton Khudobin, Texas (8 saves); Kenny MacAulay, Fresno and Josh Soares, Alaska, 4 of 10 vs. Justin Peters, Florida (6 saves).

Accuracy Shooting
National Conference (8 of 20) d. American Conference (7 of 24).

Individual Winner - Ash Goldie, Victoria - (4 of 4).

National Conference - Ash Goldie, Victoria (4 of 4), Oren Eizenman, Fresno (3 of 8), Josh Soares, Alaska (1 of 8).

American Conference - Ryan Gunderson, Trenton (3 of 8), Tyler Doig, Columbia (3 of 8), Matt Beaudoin, Dayton (1 of 8).

Breakaway Relay
National Conference d. American Conference, 5-3

American Conference vs. Julien Ellis, Victoria (Saves 5 of 6) - Yannick Tifu, Dayton (goal); Jordan Owens, Charlotte (miss); Jon D'Aversa, Wheeling (miss); Jean-Claude Sawyer, Pensacola (miss); Travis Morin, South Carolina (miss); Tyler Doig, Columbia (miss).

National Conference vs. Craig Kowalski, Gwinnett (Saves 5 of 6) - Ash Goldie, Victoria (miss); Keith Johnson, Utah (goal); Oren Eizenman, Fresno (miss); Jason Dest, Las Vegas (miss); Igor Gongalsky, Fresno (miss); Brad Farynuk, Stockton (miss).

American Conference vs. Kellen Briggs, Idaho (Saves 4 of 6) - Yannick Tifu, Dayton (miss); Ryan Gunderson, Trenton (goal); Ryan Garlock, Johnstown (miss); Mathieu Melanson, Florida (goal); Tomas Kudelka, Elmira (miss); Ryan Menei, Columbia (miss).

National Conference vs. Justin Peters, Florida (Saves 4 of 6) - Peter Ferraro, Las Vegas (miss); Darrell Hay, Idaho (miss); Justin Bourne, Utah (miss); Kenny MacAulay, Fresno (miss); Josh Soares, Alaska (goal); Andy Contois, Stockton (goal).

American Conference vs. Daniel Manzato, Las Vegas (Saves 6 of 6) - John McNabb, Texas (miss); Jamie Milam, Gwinnett (miss); Matt Beaudoin, Dayton (miss); Adrian Veideman, Augusta (miss); Brett Hemingway, Reading (miss); David Desharnais, Cincinnati (miss).

National Conference vs. Anton Khudobin, Texas (Saves 4 of 6) - Greg Rallo, Idaho (miss); Todd Griffith, Bakersfield (miss); Brian Yandle, Phoenix (goal); Kevin Truelson, Bakersfield (goal); Peder Skinner, Phoenix (miss); Ryan MacMurchy, Stockton, (miss).

Outstanding Goaltender - Craig Kowalski, American All-Stars, Gwinnett Gladiators (12 of 16 saves)

2007 - Boise, Idaho

American Conference defeated National Conference, 20-11
Attendance - 4,371

Puck Control Relay Team
American Conference (Mike Madill, Texas; Brad Schell, Gwinnett; Paul Bissonnette, Wheeling) d. National Conference (Andy Sertich, Utah; Kevin Croxton, Alaska; Luke Curtin, Fresno).

Puck Control Relay Individual
American Conference (Mike Jarmuth, Columbia) d. National Conference (Tyler Mosienko, Las Vegas).

Fastest Skater
National Conference (14.878 average) d. American Conference (14.956 average)

1. Ryan Lang, Augusta - 14.654
2. Joe Jensen, Wheeling - 14.690
3. Todd Griffith, Bakersfield - 14.753
4. Troy Bodie, Stockton - 14.933
5. Jason Krischuk, Las Vegas - 14.948
6. Rob Rankin, Pensacola - 15.526

Hardest Shot
American Conference (94.9 average) d. National Conference (92.4 average)

1. Jon Awe, Gwinnett - 102.2
2. Derek Nesbitt, Idaho - 95.4
3. Paul Albers, Texas - 93.9
4. Darrell Hay, Idaho - 92.5
5. Greg Hogeboom, Reading - 92.4
6. T.J. McElroy, South Carolina - 90.9
7. Tom Walsh, Fresno - 89.4
8. Rane Carnegie, Bakersfield - 88.3

Rapid Fire
American Conference d. National Conference, 23-22

National Conference (23 of 30) - Todd Griffith, Bakersfield and Dave Pszenyczny, Phoenix, 3 of 10 vs. Adam Berkhoel, Dayton (7 saves); Milan Gajic, Victoria and Brandon Schwartz, Long Beach, 3 of 10 vs. Cedrick Desjardins, Cincinnati (7 saves); Nathan Martz, Stockton and Derek Nesbitt, Idaho, 1 of 10 vs. David Shantz, Florida (9 saves).

American Conference (22 of 30) - Jamie Tardif, Toledo and Bruce Graham, Charlotte, 0 of 10 vs. Ryan MacDonald, Fresno (10 saves); Kevin Baker, Texas and Colton Fretter, Gwinnett, 3 of 10 vs. Ryan MacDonald, Fresno (7 saves); Ken Magowan, Toledo and Maxime Boisclair, Johnstown, 5 of 10 vs. Devan Dubnyk, Stockton (5 saves).

Accuracy Shooting
National Conference (11 of 21) d. American Conference (8 of 21).

Individual Winner - John Laliberte, Trenton - (4 of 5).

National Conference - Beau Geisler, Stockton (4 of 6), Julian Talbot, Alaska (3 of 8), Greg Rallo, Idaho (4 of 7).

American Conference - Greg Hogeboom, Reading (2 of 8), John Laliberte, Trenton (4 of 5), Colton Fretter, Gwinnett (2 of 8).

Breakaway Relay
American Conference d. National Conference, 7-2

American Conference vs. Ryan MacDonald, Fresno (Saves 5 of 6) - Kevin Baker, Texas (miss); Paul Albers, Texas (miss); Maxime Boisclair, Johnstown (miss); Joe Jenson, Wheeling (miss); Colton Fretter, Gwinnett (miss); Jon Awe, Gwinnett (made).

National Conference vs. Adam Berkhoel, Dayton (Saves 6 of 6) - Troy Bodie, Stockton (miss); Beau Geisler, Stockton (miss); Rane Carnegie, Bakersfield (miss); Kevin Croxton, Alaska (miss); Darrell Hay, Idaho (miss); Luke Curtin, Fresno (miss).

American Conference vs. Devan Dubnyk, Stockton (Saves 3 of 6) - Greg Hogeboom, Reading (miss); Ryan Lang, Augusta (made); Paul Bissonnette, Wheeling (made); John Laliberte, Trenton (miss); Bruce Graham, Charlotte (made); T.J. McElroy, South Carolina (miss).

National Conference vs. Cedrick Desjardins, Cincinnati (Saves 5 of 6) - Todd Griffith, Bakersfield (miss); Nathan Martz, Stockton (miss); Jason Kischuk, Las Vegas (made); Tyler Mosienko, Las Vegas (miss); Greg Rallo, Idaho (miss); Dave Pszenyczny, Phoenix (miss).

American Conference vs. Devan Dubnyk, Stockton (Saves 3 of 6) - Ken Magowan, Toledo (made); Jamie Tardif, Toledo (made); Rob Rankin, Pensacola (made); Mike Jarmuth, Columbia (miss); Brad Schell, Gwinnett (miss); Mike Madill, Texas (miss).

National Conference vs. David Shantz, Florida (Saves 5 of 6) - Derek Nesbitt, Idaho (miss); Julian Talbot, Alaska (miss), Andy Sertich, Utah (miss); Brandon Schwartz, Long Beach (made); Milan Gajic, Victoria (miss); Tom Walsh, Fresno (miss).

Outstanding Goaltender - Ryan MacDonald, National All-Stars, Fresno Falcons (15 of 16 saves)

2006 - Fresno, California

National Conference defeated American Conference, 15-8
Attendance - 4,711

Puck Control Relay Team
National Conference (Alex Leavitt, Alaska; Luke Curtin, Fresno; Steeve Villeneuve, Long Beach) d. American Conference (Jeff Legue, South Carolina; Sean Collins, Wheeling; Gerry Burke, Toledo).

Puck Control Relay Individual
National Conference (Justin Aikins, Long Beach) d. American Conference (Luke Fulghum, Pensacola).

Fastest Skater
National Conference (14.723 average) d. American Conference (14.895 average)

1. Jesse Bennefield, San Diego - 14.576
2. Chris Lee, Florida - 14.747
3. Shawn Snider, Phoenix - 14.755
4. Daniel Sisca, Florida - 14.804
5. Garett Bembridge, Idaho - 14.850
6. Brandon Nolan, Columbia - 15.134

Hardest Shot
National Conference (93.3 average) d. American Conference (89.8 average)

1. Christian Larrivee, Long Beach - 96.7
2. Steve Lingren, Victoria - 94.3
3. Mike Gabinet, Idaho - 92.5
4. T.J. Kemp, Reading - 92.5
5. Rory Rawlyk, Charlotte - 91.4
6. Dustin VanBallegooie, Fresno - 89.7
7. Ernie Hartlieb, Florida - 87.7
8. Brian Passmore, Augusta - 87.6

Rapid Fire
National Conference d. American Conference, 24-15

National Conference (24 of 30) - Mike Lalonde, Stockton and Jesse Bennefield, San Diego, 4 of 10 vs. Jonathan Boutin, Johnstown (6 saves); D'Arcy McConvey, Idaho and Marco Peluso, Las Vegas, 5 of 10 vs. Jeff Glass, Charlotte (5 saves); Ryan Gaucher, Alaska and Scott Basiuk, Bakersfield, 6 of 10 vs. Andy Franck, Wheeling (4 saves).

American Conference (15 of 30) - Scott Bertoli, Trenton and T.J. Kemp, Reading, 1 of 10 vs. Marc Magliarditi, Las Vegas (9 saves); Jeff Campbell, Gwinnett and Tyson Teplitsky, Dayton, 2 of 10 vs. Brett Jaeger, Fresno (8 saves); Tyler Mosienko, Greenville and Troy Milam, Gwinnett, 3 of 10 vs. Jake Moreland, Stockton (7 saves).

Accuracy Shooting
National Conference (11 of 22) d. American Conference (7 of 22).

Individual Winner - Gerry Burke, Toledo, Adam Taylor, Victoria and Garett Bembridge, Idaho - (4 of 7).

National Conference - Adam Taylor, Victoria (4 of 7) and 1 of 2 in tiebreaker, Garett Bembridge, Idaho (4 of 7), Matt Craig, Utah (3 of 8).

American Conference - Gerry Burke, Toledo (4 of 7) and 1 of 1 in tiebreaker, Guillaume Desbiens, Gwinnett (2 of 8), Sean Collins, Wheeling (1 of 7).

Breakaway Relay
National Conference d. American Conference, 8-6

American Conference vs. Jake Moreland, Stockton (Saves 2 of 6) - Sean Collins, Wheeling (made); T.J. Kemp, Reading (miss); Jeff Legue, South Carolina (made); Tyler Mosienko, Greenville (made); Chris Lee, Florida (miss); Guillaume Desbiens, Gwinnett (made).

National Conference vs. Andy Franck, Wheeling (Saves 2 of 6) - Matt Craig, Utah (made); Jesse Bennefield, San Diego (miss); Steeve Villeneuve, Long Beach (made); Alex Leavitt, Alaska (made); Mike Gabinet, Idaho (made); Adam Taylor, Victoria (miss).

American Conference vs. Brett Jaeger, Fresno (Saves 4 of 6) - Luke Fulghum, Pensacola (miss); Daniel Sisca, Florida (made); Gerry Burke, Toledo (miss); Brandon Nolan, Columbia (made); Tyson Teplitsky, Dayton (miss); Jeff Campbell, Gwinnett (miss).

National Conference vs. Jeff Glass, Charlotte (Saves 5 of 6) - Christian Larrivee, Long Beach (miss); Shawn Snider, Phoenix (miss); Steve Lingren, Victoria (made); Garett Bembridge, Idaho (miss); Dustin VanBallegooie, Fresno (miss); Marco Peluso, Las Vegas (miss).

American Conference vs. Marc Magliarditi, Las Vegas (Saves 6 of 6) - Brian Passmore, Augusta (miss); Rory Rawlyk, Charlotte (miss); Troy Milam, Gwinnett (miss); Sean Collins, Wheeling (miss); Ernie Hartlieb, Florida (miss); Scott Bertoli, Trenton (miss).

National Conference vs. Jonathan Boutin, Johnstown (Saves 3 of 6) - Ryan Gaucher, Alaska (made); Justin Aikins, Long Beach (made); Scott Basiuk, Bakersfield (miss); Mike Lalonde, Stockton (made); D'Arcy McConvey, Idaho (miss); Luke Curtin, Fresno (miss).

Outstanding Goaltender - Marc Magliarditi, National All-Stars, Las Vegas Wranglers (15 of 16 saves)

2005 - Reading, Pennsylvania

National Conference defeated American Conference, 10-9
Attendance - 6,000

Puck Control Relay Team
National Conference (Marco Rosa, Long Beach; Dana Lattery, Las Vegas; Ryan Kinasewich, Reading) d. American Conference (Mark Ardelan, South Carolina; Jeff Campbell, Gwinnett; Carl Mallette, Greenville)

Puck Control Relay Individual
National Conference (Andrew Canzanello, San Diego) d. American Conference (Tyler Beechey, Pensacola)

Fastest Skater
American Conference (14.536 average) d. National Conference (14.622 average)

1. Mark Mullen, Pee Dee - 14.299
2. Connor James, Bakersfield - 14.413
3. Joey Tenute, South Carolina - 14.521
4. Tyler Kolarik, Dayton - 14.680
5. Brent Robinson, Trenton - 14.774
6. Jim Jackson, Gwinnett - 14.789

Hardest Shot
National Conference (91.48 average) d. American Conference (90.68 average)

1. Dan Eberly, Toledo - 97.0
2. Jeff Hutchins, Mississippi - 92.1
3. Stephen Wood, Trenton - 92.0
4. Greg Amadio, Columbia - 91.5
5. Ken Magowan, Augusta - 90.5
6. Patrick Wellar, Peoria - 89.4
7. Corey Neilson, Pensacola - 88.6
8. Guy Dupuis, Bakersfield - 87.1

Rapid Fire
National Conference d. American Conference, 9-6

American Conference (6 of 30) - Matt Pagnutti, Florida and Brian Collins, Pee Dee, 3 of 10 vs. Barry Brust (7 saves); Ryan Glenn, Charlotte and Lou Dickenson, Texas, 2 of 10 vs. Chris Madden, Long Beach (8 saves); Carl Mallette, Greenville and Joey Tenute, South Carolina, 1 of 10 vs. Frank Doyle (9 saves)

National Conference (9 of 30) - Chris Minard, Alaska and Brent Robinson, Trenton, 1 of 10 vs. Mike Minard, Columbia (9 saves); Nate Forster, Victoria and Dan Tessier, Fresno, 3 of 10 vs. Todd Ford, Pensacola (7 saves); Marco Rosa, Long Beach and Jon Francisco, Reading, 5 of 10 vs. Nathan Marsters, Louisiana (5 saves)

Accuracy Shooting
American Conference (9 of 21) d. National Conference (8 of 24)

Individual Winner - Brett Engelhardt, Gwinnett and Derek Edwardson, Atlantic City - (4 of 6)

American Conference - Nicolas Corbeil, Mississippi (4 of 7), Matt Hendricks, Florida (1 of 8), Brett Engelhardt, Gwinnett (4 of 6)

National Conference - Derek Edwardson, Atlantic City (4 of 6), Jean Desrochers, Johnstown (3 of 8), Tyler Kolarik, Dayton (1 of 8)

Breakaway Relay
American Conference d. National Conference

National Conference vs. Nathan Marsters, Louisiana (Saves 4 of 6) - Luke Curtin, Atlantic City (made); Connor James, Bakersfield (missed); Dana Lattery, Las Vegas (missed); Patrick Wellar, Peoria (missed); Andrew Canzanello, San Diego (made); Dan Tessier, Fresno (missed)

American Conference vs. Frank Doyle, Idaho (Saves 3 of 6) - Lou Dickenson, Texas (missed); Brian Collins, Pee Dee (missed); Ken Magowan, Augusta (made); Mark Ardelan, South Carolina (made); Jim Jackson, Gwinnett (made); Jeff Hutchins, Mississippi (missed)

National Conference vs. Todd Ford, Pensacola (Saves 4 of 6) - Marco Rosa, Long Beach (missed); Tyler Kolarik, Dayton (missed); Ryan Kinasewich, Reading (missed); Nate Forster, Victoria (made); Dan Eberly, Toledo (missed); Jean Desrochers, Johnstown (made)

American Conference vs. Chris Madden, Long Beach (Saves 5 of 6) - Tyler Beechey, Pensacola (missed); Matt Hendricks, Florida (made); Greg Amadio, Columbia (missed); Carl Mallette, Greenville (missed); Mark Mullen, Pee Dee (missed); Jeff Campbell, Gwinnett (missed)

National Conference vs. Mike Minard, Columbia (Saves 5 of 6) - Chris Minard, Alaska (missed); Derek Edwardson, Atlantic City (made); Guy Dupuis, Bakersfield (missed); Brent Robinson, Trenton (missed); Stephen Wood, Trenton (missed); Jon Francisco, Reading (missed)

American Conference vs. Barry Brust, Reading (Saves - 5 of 6) - Matt Pagnutti, Florida (made); Nicolas Corbeil, Mississippi (missed); Brett Engelhardt, Gwinnett (missed); Joey Tenute, South Carolina (missed); Corey Neilson, Pensacola (missed); Ryan Glenn, Charlotte (missed)

Outstanding Goaltender - Mike Minard, American All-Stars, Columbia Inferno (14 of 16 saves)

2004 - Peoria, Illinois

Eastern Conference defeated Western Conference, 11-10

Puck Control Relay Team
Eastern Conference (Kevin Spiewak, South Carolina; Tom Reimann, Greensboro; and Alexandre Burrows, Columbia) d. Western Conference (David Cornacchia, Idaho; Greg Jacina, Augusta; and Greg Barber, San Diego)

Puck Control Relay Individual
Eastern Conference (Jon Zion, Reading) d. Western Conference (Brent Gauvreau, Mississippi)

Fastest Skater
Eastern Conference (14.508 average) d. Western Conference (15.074 average)

1. Kevin Spiewak, South Carolina, 14.166
2. Sam Paolini, Atlantic City, 14.550
3. Brian McCullough, Florida, 14.808
4. Joe Talbot, Alaska, 14.791
5. Jean-Francois Plourde, Columbus, 15.033
6. Kevin Truelson, Fresno, 15.399

Hardest Shot
Western Conference (92.775 average) d. Eastern Conference (92.375 average)

1. Ben Storey, Louisiana, 96.3
2. Randy Rowe, Peoria, 94.1
2. Brian Fahey, Atlantic City, 94.1
4. Troy Milam, Gwinnett, 93.0
5. Morten Ask, Toledo, 91.2
6. Dave Cousineau, Las Vegas, 91.1
7. Corey Neilson, Pensacola, 90.7
8. Nate Kiser, Dayton, 90.1

Rapid Fire
Western Conference d. Eastern Conference, 7-4

Eastern Conference (4 of 30) – Jason Notermann, Johnstown and Mark McRae, Florence, 1 of 10 vs. Frederic Cloutier, Louisiana (9 saves); Jason Maleyko, Cincinnati, and Brian McCullough, Florida, 3 of 10 vs. Michael Garnett, Gwinnett (7 saves); Chris Lynch, Greenville and Dusty Jamieson, Charlotte, 0 of 10 vs. Dan Ellis, Idaho (10 saves)

Western Conference (7 of 30) – Justin Kelly, Las Vegas, and Charles Linglet, Alaska, 1 of 10 vs. Scott Stirling, Atlantic City (9 saves); Andrew Ianiero, Bakersfield and John Snowden, Texas, 3 of 10 vs. Chris Houle, Trenton (7 saves); Greg Chambers, Pensacola and Nick Ganga, Long Beach, 3 of 10 vs. Cory Campbell, Johnstown (7 saves)

Accuracy Shooting
Eastern Conference (9 of 23) d. Western Conference (8 of 23)

Individual Winner – Steffon Walby, Mississippi (4 of 8)

Eastern Conference – Shawn Limpright, Roanoke (3 of 7), David Masse, Reading (3 of 8), Jason Jaffray, Wheeling (3 of 8)

Western Conference – Jean-Francois Plourde, Columbus (1 of 8), Justin Kelly, Las Vegas (3 of 7), Steffon Walby, Mississippi (4 of 8)

Breakaway Relay
Eastern Conference d. Western Conference

Western Conference vs. Cory Campbell, Johnstown (Saves – 4 of 6) – Charles Linglet, Alaska (made), Greg Jacina, Augusta (made), Andrew Ianiero, Bakersfield (missed), Jean-Francois Plourde, Columbus (missed), Kevin Truelson, Fresno (missed), Troy Milam, Gwinnett (missed)

Eastern Conference vs. Dan Ellis, Idaho (Saves – 2 of 6)– Sam Paolini, Atlantic City (made), Dusty Jamieson, Charlotte (made), Jason Maleyko, Cincinnati (made), Alexandre Burrows, Columbia (missed), Nate Kiser, Dayton (missed), Mark McRae, Florence (made)

Western Conference vs. Chris Houle, Trenton (Saves – 4 of 6) – David Cornacchia, Idaho (missed), Greg Chambers, Pensacola (missed), Dave Cousineau, Las Vegas (missed), Nick Ganga, Long Beach (made), Ben Storey, Louisiana (made), Steffon Walby, Mississippi (missed)

Eastern Conference vs. Frederic Cloutier, Louisiana (Saves – 5 of 6) – Brian Fahey, Atlantic City (missed), Brian McCullough, Florida (missed), Tom Reimann, Greensboro (missed), Chris Lynch, Greenville (missed), Jason Notermann, Johnstown (made), David Masse, Reading (missed)

Western Conference vs. Scott Stirling, Atlantic City (Saves – 4 of 6) – Justin Kelly, Las Vegas (missed), Brent Gauvreau, Mississippi (missed), Corey Neilson, Pensacola (missed), Greg Barber, San Diego (made), John Snowden, Texas (missed), Joe Talbot, Alaska (made)

Eastern Conference vs. Michael Garnett, Gwinnett (Saves – 5 of 6) – Jon Zion, Reading (missed), Shawn Limpright, Roanoke (missed), Kevin Spiewak, South Carolina (made), Morten Ask, Toledo (missed), Jason Jaffray, Wheeling (missed), Randy Rowe, Peoria (missed)

Outstanding Goaltender – Frederic Cloutier, Western All-Stars, Louisiana IceGators (14 of 16 saves)

2003 - Estero, Florida

Northern Conference defeated Southern Conference, 12-9

Puck Control Relay Team
Southern Conference (Buddy Smith, Arkansas; Mike Glumac, Pee Dee; and Brad Williamson, South Carolina) d. Northern Conference (Takahito Suzuki, Charlotte; Simon Tremblay, Reading; Nick Parillo, Toledo)

Puck Control Relay Individual
Southern Conference (Justin Morrison, Columbia) d. Northern Conference (Zenon Konopka, Wheeling)

Fastest Skater
Southern Conference (14.863 average) d. Northern Conference (15.136 average)

1. Justin Morrison, Columbia, 14.61
2. Laurent Meunier, Florida, 14.85
3. Brian McCullough, Reading, 14.86
4. Chris McNamara, Wheeling, 14.91
5. Buddy Smith, Arkansas, 15.13
6. Ryan Gaucher, Cincinnati, 15.64

Hardest Shot
Northern Conference (91.06 average) d. Southern Conference (89.95 average)

1. Tyler Rennette, Peoria, 95.0 mph
2. Pierre-Luc Courchesne, Johnstown, 94.4 mph
3. Ryan O'Keefe, Pensacola, 93.1 mph
4. Corey Hessler, Columbia, 92.5 mph
5. Rod Sarich, Louisiana, 91.0 mph
6. Andrew Ianiero, Dayton, 83.8 mph
7. Marty Johnston, Florida, 83.2 mph

Rapid Fire
Northern Conference d. Southern Conference, 13-12

Northern Conference (13 of 24) – Jim Henkel, Atlantic City and Dustin Wood, Trenton, 5 of 8; Jason Jaffray, Roanoke, and Zenon Konopka, Wheeling, 5 of 8; Jon Zion, Richmond and Kevin Colley, Atlantic City, 3 of 8

Southern Conference (12 of 24) – Kent Davyduke, Mississippi, and Judd Medak, Greenville, 3 of 8; Mike Glumac, Pee Dee and Steffon Walby, Mississippi, 5 of 8; Rejean Stringer, Columbia and Jim Baxter, Mississippi, 4 of 8

Accuracy Shooting
Northern Conference (11 of 19) d. Southern Conference (8 of 24)

Individual Winner – Jason Jaffray, Roanoke (4 of 5)

Northern Conference – Brad Rooney, Reading (4 of 6), Jamie Herrington, Richmond (3 of 8), Jason Jaffray, Roanoke (4 of 5)

Southern Conference – Joe Guenther, Baton Rouge (2 of 8), J.J. Hunter, Columbus (2 of 8), Aaron Schneekloth, South Carolina (4 of 6)

Breakaway Relay
Northern Conference d. Southern Conference, 7-6

Northern Conference vs. Matt Underhill, Pee Dee – Zenon Konopka, Wheeling (goal), Jim Henkel, Atlantic City (miss), Ryan Gaucher, Cincinnati (miss), Takahito Suzuki, Charlotte (goal), Chris McNamara, Wheeling (miss), Andrew Ianiero, Dayton (miss)

Southern Conference vs. Dan Lombard, Richmond – Patrick Yetman, Augusta (miss), Justin Morrison, Columbia (miss), Brad Williamson, South Carolina (miss), Steffon Walby, Mississippi (miss), Buddy Smith, Arkansas (goal), Ryan O'Keefe, Pensacola (goal)

Northern Conference vs. Adam Hauser, Jackson – Simon Tremblay, Reading (miss), Nick Parillo, Toledo (miss), Brian McCullough, Reading (goal), Pierre-Luc Courchesne, Johnstown (miss), Tyler Rennette, Peoria (goal), Jon Zion, Richmond (miss)

Southern Conference vs. Scott Stirling, Atlantic City – Rejean Stringer, Columbia (goal), Mike Glumac, Pee Dee (goal), Aaron Schneekloth, South Carolina (miss), Joe Guenther, Baton Rouge (miss), Corey Hessler, Columbia (miss), Laurent Meunier, Florida (miss)

Northern Conference vs. Rob Zepp, Florida – Brad Rooney, Reading (miss), Geno Parrish, Greensboro (miss), Jason Jaffray, Roanoke (goal), Jamie Herrington, Richmond (miss), Kevin Colley, Atlantic City (goal), Dustin Wood, Trenton (goal)

Southern Conference vs. Mike Smith, Lexington – Judd Medak, Greenville (miss), J.J. Hunter, Columbus (miss), Kent Davyduke, Mississippi (miss), Rod Sarich, Louisiana (miss), Jim Baxter, Mississippi (goal), Marty Johnston, Florida (miss)

Outstanding Goaltender – Dan Lombard, Richmond and Mike Smith, Lexington, Northern All-Stars

2002 - Trenton, New Jersey

Southern Conference defeated Northern Conference, 16-8

Puck Control Relay Team
Southern Conference (Patrick Yetman, Augusta; Kevin Mitchell, Louisiana; and Ryan Fultz, Arkansas) d. Northern Conference (Andrei Lupandin, Greensboro; Vern Fiddler, Roanoke; and Lars Pettersen, Richmond)

Puck Control Relay Individual
Northern Conference (Arvid Rekis, Peoria) d. Southern Conference (Mikko Sivonen, New Orleans)

Fastest Skater
Southern Conference (14.528 average) d. Northern Conference (14.565 average)

1. Louis Dumont (Southern), Pensacola, 14.049
2. David Gove (Northern), Johnstown, 14.348
3. Ben Stafford (Northern), Trenton, 14.379
4. Francois Fortier (Southern), Mississippi, 14.406
5. Dylan Gyori (Northern), Wheeling, 14.986
6. Steve Rymsha (Southern), Greenville, 15.130

Hardest Shot
Southern Conference (94.30 average) d. Northern Conference (87.65 average)

1. Briane Thompson (Southern), Florida, 98.0 mph
2. Gregor Krajnc (Southern), Pee Dee, 96.4 mph
3. Allan Sirois (Southern), Pee Dee, 94.1 mph
4. Matt Desrosiers (Northern), Dayton, 92.8 mph
5. Ryan Knox (Southern), Mobile, 88.7 mph
6. Magnus Nilsson (Northern), Toledo, 87.6 mph
7. Pat Leahy (Northern), Trenton, 90.7 mph
8. Erik Anderson (Northern), Cincinnati, 83.4 mph

Rapid Fire
Southern Conference d. Northern Conference, 11-10

Southern Conference (20 of 30)- Ken Carroll, Reading, 5 of 10; Frederic Cloutier, Louisiana, 10 of 10; Chris Madden, Macon, 9 of 10.
Northern Conference (19 of 30)- Curtis Sanford, Peoria, 5 of 10; Joel Laing, Wheeling, 7 of 10; Scott Meyer, Charlotte, 7 of 10

Accuracy Shooting
Southern Conference (9 of 22) d. Northern Conference (8 of 24)

1. Darren Tiemstra (Southern), Columbus, 4 of 6
2. Mat Snesrud (Southern), Baton Rouge, 4 of 8
3. Garrett Prosofsky (Northern), Richmond, 3 of 8
4. Roger Trudeau (Southern), Greenville, 2 of 7
5. Rick Kowalsky (Northern), Roanoke, 2 of 7
6. Justin Harney (Northern), Charlotte, 2 of 7

Breakaway Relay
Southern Conference d. Northern Conference, 8-5

Southern Conference (13 of 18)- Chris Madden, Macon, 4 of 6; Frederic Cloutier, Louisiana, 5 of 6; Ken Carroll, Jackson, 4 of 6

Northern goal scorers: Garrett Prosofsky, Richmond; Justin Harney, Charlotte; Simon Tremblay, Reading; Rick Kowalsky, Roanoke; Matt Desrosiers, Dayton

Northern Conference (10 of 18)- Joel Laing, Wheeling, 4 of 6; Scott Meyer, Charlotte, 3 of 6; Curtis Sanford, Peoria, 3 of 6

Southern goal scorers: Gregor Krajnc, Pee Dee; Briane Thompson, Florida; Roger Trudeau, Greenville; Ryan Knox, Mobile; Allan Sirois, Pee Dee; Darren Tiemstra, Columbus; John Sadowski, Mobile; Louis Dumont, Pensacola

2001 - North Little Rock, Arkansas

Southern Conference defeated Northern Conference, 15-5

Puck Control Relay Team
Southern Conference (Josh Harrold, Mobile; Vratislav Cech, Greenville; and Aaron Brand, Arkansas) d. Northern Conference (Richard Pitirri, Richmond; Joel Irwin, Greensboro; and Scott King, Charlotte)

Puck Control Relay Individual
Northern Conference (Kevin Hilton, Charlotte) d. Southern Conference (Jeff Bes, Jackson)

Fastest Skater
Southern Conference (14.774 average) d. Northern Conference (15.045 average)

1. Brent Cullaton (Southern), Tallahassee, 14.345
2. Darren Clark (Northern), Peoria, 14.804
3. Cody Bowtell (Southern), Mississippi, 14.987
4. Bobby Russell (Southern), Jackson, 14.998
5. Brian McCullough (Northern), Richmond, 15.122
6. Eric Schneider (Northern), Johnstown, 15.211

Hardest Shot
Southern Conference (95.05 average) d. Northern Conference (91.6 average)

1. Martin Bartek (Southern), New Orleans, 98.7 mph
2. Chris Valicevic (Southern), Louisiana, 95.8 mph
3. Tom Nemeth (Northern), Dayton, 94.6 mph
4. Matt Demarski (Southern), Florida, 94.0 mph
5. Mike Vellinga (Northern), Johnstown, 92.3 mph
6. Eric Long (Southern), Arkansas, 91.7 mph
7. Jamie Sokolsky (Northern), Greensboro, 90.7 mph
8. Justin Harney (Northern), Charlotte, 88.8 mph

Rapid Fire
Southern Conference d. Northern Conference, 12-4

Southern Conference (26 of 30)- Kirk Daubenspeck, South Carolina, 7 of 10; Brian Leitza, Baton Rouge, 10 of 10; Jason Saal, Louisiana, 9 of 10
Northern Conference (18 of 30)- Scott Stirling, Trenton, 5 of 10; Alex Westlund, Dayton, 7 of 10; Kenric Exner, Peoria, 6 of 10

Accuracy Shooting
Southern Conference (9 of 22) d. Northern Conference (8 of 24)

1. Eric Long (Southern), Arkansas, 4 of 6
2. Eduard Pershin (Southern), Birmingham, 4 of 8
3. Chris Slater (Northern), Wheeling, 3 of 8
4. Jeff Sproat (Northern), Roanoke, 3 of 8
5. Calvin Elfring (Northern), Roanoke, 2 of 8
6. Dany Bousquet (Southern), Pee Dee, 1 of 8

Breakaway Relay
Southern Conference d. Northern Conference, 7-4

Southern Conference (14 of 18)- Kirk Daubenspeck, South Carolina, 4 of 6; Brian Leitza, Baton Rouge, 5 of 6; Jason Saal, Louisiana, 5 of 6

Northern goal scorers: Kevin Hilton, Charlotte; Scott Bertoli, Trenton; Chris Slater, Wheeling; Justin Harney, Charlotte

Northern Conference (11 of 18)- Scott Stirling, Trenton, 3 of 6; Alex Westlund, Dayton, 5 of 6; Kenric Exner, Peoria, 3 of 6

Southern goal scorers: Eduard Pershin, Birmingham; Jonas Soling, Augusta; Martin Bartek, New Orleans; Dany Bousquet, Pee Dee; Josh Harrold, Mobile; Vratislav Cech, Greenville; Likit Andersson, Augusta

2000 - Greenville, South Carolina

Northern Conference defeated Southern Conference, 11-8

Puck Control Relay Team
Southern Conference (Steve O'Brien, Arkansas; Ryan Gaucher, Mississippi; and John McNabb, Pensacola) d. Northern Conference (Alexei Krovopuskov, Greensboro; Jason Lawmaster, Peoria; and Curtis Wilgosh)

Puck Control Relay Individual
Northern Conference (Calvin Elfring, Roanoke) d. Southern Conference (Wes Mason, Augusta)

Fastest Skater
Northern Conference (14.965 average) d. Southern Conference (16.911 average)

1. Ryan Kraft (Northern), Richmond, 14.477
2. Bobby Stewart (Southern), Mobile, 14.348
3. Mark Murphy (Northern), Trenton, 15.107
4. Buddy Smith (Southern), Pee Dee, 15.236
5. Chad Ackerman (Northern), Hampton Roads, 15.313
6. Jeff Lazaro (Southern), New Orleans, 20.435

Hardest Shot
Southern Conference (92.6 average) d. Northern Conference (92.25 average)

1. Derrick Walser (Northern), Johnstown, 95.7 mph
2. Chris Valicevic (Southern), Louisiana, 95.6 mph
3. Chad Ackerman (Northern), Hampton Roads, 95.5 mph
4. Kelly Perrault (Southern), Birmingham, 94.5 mph
5. Neil Fewster (Southern), Greenville, 91.4 mph
6. Chris Gignac (Northern), Toledo, 89.4 mph
7. Olivier Morin (Southern), Tallahassee, 88.9 mph
8. Joel Irving (Northern), Johnstown, 88.4 mph

Rapid Fire
Southern Conference d. Northern Conference, 9-7

Southern Conference (23 of 30)- Paxton Schafer, Pee Dee, 8 of 10; David Brumby, Jackson, 8 of 10; Jeff Maund, Florida, 7 of 10

Northern Conference (21 of 30)- Sean Matile, Richmond, 7 of 10; Bujar Amidovski, Trenton, 6 of 10; Jan Lasak, Hampton Roads, 8 of 10

Accuracy Shooting
Northern Conference (5 of 24) d. Southern Conference (4 of 24)

1. Jeff Mitchell (Northern), Dayton, 2 of 8
2. Andrew Williamson (Northern), Toledo, 2 of 8
3. Dany Bousquet (Southern), Pee Dee, 2 of 8
4. Sean Venedam (Southern), Greenville, 2 of 8
5. Marc Tropper (Northern), Charlotte, 1 of 8
6. Luke Curtin (Southern), Baton Rouge, 0 of 8

Breakaway Relay
Northern Conference d. Southern Conference, 5-4

Southern Conference (13 of 18)- Paxton Schafer, Pee Dee, 4 of 6; David Brumby, Jackson, 5 of 6; Jeff Maund, Florida, 4 of 6

Northern goal scorers: Unknown

Northern Conference (14 of 18)- Sean Matile, Richmond, 5 of 6; Bujar Amidvoski, Trenton, 6 of 6; Jan Lasak, Hampton Roads, 3 of 6

Southern goal scorers: Unknown

1999 - Biloxi, Mississippi

Southern Conference defeated Northern Conference, 13-8

Puck Control Relay Team
Southern Conference (Kelly Hurd, Mississippi; Dave Seitz, South Carolina; and Dana Mulvihill, Greenville) d. Northern Conference (Participants Unknown)

Puck Control Relay Individual
Southern Conference (Patrick Rochon, Mississippi) d. Northern Conference (Jamie Thompson, Peoria)

Fastest Skater
Southern Conference d. Northern Conference, 2-1

1. Jamie Thompson, Northern Conference, d. Jonas Soling, Southern Conference, 14.524
2. John Varga, Southern Conference, d. Arturs Kupaks, Northern Conference, 14.330
3. Patrick Rochon, Southern Conference, d. Ryan Kraft, Northern Conference, 14.020

Hardest Shot
Southern Conference (96.15 average) d. Northern Conference (91.38 average)

1. Jaroslav Obsut (Southern Conference), Augusta, 99.3 mph
2. Jakub Ficenec (Northern Conference), Johnstown, 97.7 mph
3. Chris Valicevic (Southern Conference), Louisiana, 97.4 mph
4. Chris Hynnes (Southern Conference), South Carolina, 97.4 mph
5. Karl Infanger (Northern Conference), Wheeling, 91.9 mph
6. Jan Kobezda (Southern Conference), Tallahassee, 90.5 mph
7. Tom O'Connor (Northern Conference), Wheeling, 88.6 mph
8. Darren Maloney (Northern Conference), Peoria, 87.3 mph

Rapid Fire
Northern Conference d. Southern Conference, 14-11

Northern Conference (29 of 40) – Maxime Gingras, Richmond, 17 of 20, Matt Mullin, Toledo, 12 of 20

Southern Conference (26 of 40) – Bujar Amidvoski, Louisiana, 14 of 20, Chris Wickenheiser, New Orleans, 12 of 20

Accuracy Shooting
Southern Conference (11 of 20) d. Northern Conference (4 of 24)

Individual Winner – Dave Seitz, South Carolina (4 of 5)

Northern Conference – Bret Meyers, Columbus (3 of 8), Jamie Ling, Dayton (0 of 8), Andrew Williamson, Toledo (1 of 8)

Southern Conference – Cail MacLean, Jacksonville (4 of 7), Dave Seitz, South Carolina (4 of 5), Jason Elders, Mobile (3 of 8)

Breakaway Relay
Northern Conference d. Southern Conference, 6-5

Northern Conference, 13 of 18
Gingras, Richmond, 8 of 9; Mullin, Toledo, 5 of 9
Goal scorers: Ling, Bermingham, Blaznek, Kraft, Harmer, and Williamson.

Southern Conference, 11 of 17
Amidovski, Louisiana, 6 of 8; Wickenheiser, New Orleans, 5 of 9

1998 - Lafayette, Louisiana

Canadian All-Stars defeated USA/World All-Stars 10-8

Puck Control Relay Team
Canadian All-Stars d. USA/World All-Stars, 2-0

Canadian All-Stars (Brian Goudie, Pee Dee; Jim Bermingham, Huntington; and Doug Evans, Peoria) d. USA/World All-Stars (Cal Ingraham, Tallahassee; Kris Cantu, Roanoke; and Chris Phelps, Hampton Roads)

Puck Control Relay Individual
Canadian All-Stars (Tom Nemeth, Dayton) d. USA/World All-Stars (Don Parsons, Louisiana)

Fastest Skater
USA/World All-Stars (14.089 average) d. Southern Conference (14.590 average)

1. Jeff Lazaro (USA/World), New Orleans, 13.395
2. Eric Boguniecki (USA/World), Dayton, 14.068
3. Kory Karlander (Canada), Raleigh, 14.256
4. Mike Latendresse (Canada), Wheeling, 14.485
5. Dave Seitz (USA/World), South Carolina, 14.804
6. Dany Bousquet (Canada), Birmingham, 15.031

Hardest Shot
Canadian All-Stars, (90.5 average) d. USA/World All-Stars, (89.67 average)

1. Chris Valicevic (USA/World), Louisiana, 95.6 mph
2. Chris Hynnes (Canada), South Carolina, 94.3 mph
3. Andy MacIntyre (Canada), Jacksonville, 91.4 mph
4. Kelly Hultgren (USA/World), Pensacola, 91.2 mph
5. Sean Venedam (Canada), Toledo, 90.0 mph
6. Beau Bilek (USA/World), Columbus, 89.6 mph
7. Louis Bernard (Canada), Toledo, 86.3 mph
8. Kevin Hilton (USA/World), Mobile, 82.6 mph

Rapid Fire
Canadian All-Stars d. USA/World All-Stars, 10-9

USA/World All-Stars (20 of 30) – Tripp Tracy, Richmond, 11 of 20; Sinuhe Wallinheimo, Mississippi, 9 of 10

Canadian All-Stars (21 of 30) – Sean Gauthier, Richmond, 15 of 20; Sebastien Charpentier, Hampton Roads, 6 of 10

Accuracy Shooting
USA/World All-Stars (9 of 23) d. Canadian All-Stars (4 of 24)

USA/World All-Stars – Denny Felsner, Chesapeake (2 of 8); Andrew Shier, Richmond (3 of 8); John Spoltore, Louisiana (4 of 7)

Canadian All-Stars – Vashi Nedomansky, Pee Dee (2 of 8); Jean-Guy Trudel (0 of 8); Sheldon Gorski, Louisville (2 of 8)

Breakaway Relay
Canadian All-Stars d. USA/World All-Stars, 6-4

Canadian All-Stars, 14 of 18
Sebastien Charpentier, Hampton Roads, (6 of 9); Sean Gauthier, Pensacola (8 of 9)

USA/World goal scorers: Unknown

USA/World All-Stars, 12 of 18
Sinuhe Wallinheimo, Mississippi, (4 of 9); Tripp Tracy, Richmond, (8 of 9)

Canadian goal scorers: Unknown

ECHL ALL-STAR GAME PARTICIPANTS

- A -

Player	ECHL Team (Year)
Aagaard, Mikkel	ADK (2017)
Ackerman, Chad	HRD (2000)
Adams, Collin	WOR (2023)
Agosta, Justin	MAN (2017)
Aikins, Justin	LBH (2006)
Alber, Patch	ADK (2017)
Albers, Paul	TEX (2007)
Aleardi, Alex	RC (2024)
Allan, Sandy	LVL (1997)
Allen, Sean	WIC (2020)
Amadio, Greg	CBA (2005)
Amidovski, Bujar	LA (1999), TRE (2000)
Ammirato, Roman	NOR (2020)
Anania, Andre	ALN (2026)
Anderson, Erik	CIN (2002)
Andersson, Likit	AUG (2001)
Andreev, Max	KC (2024)
Aneloski, Bryce	ORL (2015)
Appleby, Ken (G)	WOR (2022)
Archambault, Olivier	AK (2015), TR (2022)
Arcobello, Mark	STK (2011)
Ardelan, Mark	SC (2005)
Armour, Ross	SAV (2024)
Armstrong, Easton	TUL (2026)
Ask, Morten	TOL (2004)
Aspenlind, Josh	ELM (2009)
Atwal, Arvin	CIN (2019)
Aube, J.F.	CHR (1997, 1999)
Awe, Jon	GWT (2007)

- B -

Player	ECHL Team (Year)
Bachman, Richard (G)	IDH (2010)
Baddock, Brandon	ADK (2017)
Baier, Eric	ORL (2015)
Baker, Kevin	TEX (2007), FLA (2009)
Balkovec, Maco	JAX (1996)
Barber, Greg	SDG (2004)
Barlow, Evan	IDH (2010)
Barnes, Tyler	TOL (2015)
Barone, Brad (G)	ORL (2022)
Bartek, Martin	NO (2001)
Bartley, Vic	UTA (2010)
Bashkirov, Andrei	HNT (1997)
Basiuk, Scott	BAK (2006)
Baxter, Jim	MIS (2003)
Beatty, Jason	COL (2013)
Beaubien, Frederick (G)	MIS (1997)
Beaudoin, J.M.	BAK (2011)
Beaudoin, Matt	DAY (2008)
Bechard, Jerome	BIR (1993)
Bednard, Ryan (G)	GVL (2024)
Beechey, Tyler	PEN (2005)
Beck, Noah	WIC (2026)
Belanger, Hugo P.	NSH (1996)
Bell, Myles	EVN (2015)
Bembridge, Garett	IDH (2006)
Bennefield, Jesse	SDG (2006)
Bennett, Rick	JAX (1996)
Berdnikov, Sergei	CHR (1995)
Berg, Bob	LA (1996)
Berger, Phil	GBM (1993, 1994)
Bergeron, Chris	BIR (1995, 1996)
Berkhoel, Adam (G)	DAY (2007)
Bermingham, Jim	HNT (1996, 1998, 1999)
Bernard, Louis	TOL (1998)
Bertoli, Scott	TRE (2001, 2006)
Bertuzzi, Tag	NOR (2023)
Bes, Jeff	PEN (2001)
Besse, Grant	NOR (2018)
Beskorowany, Tyler (G)	IDH (2011)
Bidwill, Arthur	COL (2013)
Bilek, Beau	COH (1997, 1998)
Bissonnette, Paul	WHL (2007)
Blackwater, Judd	STK (2010)
Blaisdell, Harrison	ALN (2026)
Blaznek, Joe	RMD (1999)
Bleackley, Conner	TUL (2018)
Bligh, Nick	ADK (2017)
Bodie, Troy	STK (2007)
Bogunlecki, Eric	DAY (1998)
Boh, Aaron	COH (1995, 1996)
Bohmbach, Andy	TOL (2011)
Boisclair, Maxime	JHN (2007)
Bomersback, Mark	IDH (2009)
Bonar, Sean (G)	ORL (2015)
Booth, Derek	TOL (1993), SC (1995)
Borsoi, Zachary	WIC (2020)
Boudens, Matthew	SAV (2024)
Boulton, Eric	CHR (1997)
Bourne, Justin	UTA (2008)
Bousquet, Dany	BIR (1998), PD (2000, 2001)
Boutin, Jonathan (G)	JHN (2006)
Bowman, Collin	COL (2013, 2015)
Bowtell, Cody	MIS (2001)
Brace, Riley	WHL (2015)
Bradford, Erik	UTA (2017)
Brady, Lance	BIR (1997, 1998)
Bradshaw, Cullen	ADK (2017)
Brand, Aaron	ARK (2001)
Breton, Alex	ALN (2019)
Briggs, Kellen (G)	IDH (2008)
Brocklehurst, Aaron	FLA (2009)
Broda, Joel	BAK (2011)
Brodeur, Jeremy (G)	ADK (2026)
Brodzinski, Michael	ORL (2020, 2023)
Broll, David	ORL (2015
Brooks, Alex	IND (2019)
Brosseau, David	CHR (1997)
Brown, Adam (G)	COL (2013)
Brown, Bobby	DAY (1999)
Brown, Cam	WHL (2020)
Brown, Matt	REA (2024)
Buck, Brandon	FLA (2010)
Buitenhuis, Evan (G)	WIC (2022)
Bullion, Michael (G)	NOR (2023), SAV (2024)
Burfoot, Scott	RV (1993), HVL (1994), ERIE (1995), RMD (1998)
Burgdoerfer, Erik	BAK (2011)
Burke, Gerry	TOL (2006)
Burman, Mike	RMD (1996)
Burrows, Alexandre	CBA (2004)
Bushee, Kyle	KAL (2018)
Buzzeo, Justin	ATL (2017)

- C -

Player	ECHL Team (Year)
Cadden, Cory	KNX (1994)
Calder, Shane	PEN (1999)
Cammarata, Taylor	SC (2018)
Campbell, Cory	JHN (2004)
Campbell, Jeff	GWT (2005, 2006)
Cannata, Joe	ONT (2015)
Cantu, Kris	RNK (1998)
Canzanello, Andrew	SDG (2005)
Capson, Greg	GBM (1993)
Carnegie, Rane	BAK (2007)
Carroll, Ken	REA (2002)
Carroll, Noah	SAV (2024)
Cascalenda, Jay	BAK (2011)
Cech, Vratislav	GRV (2001)
Ceman, Dan	HRD (1999)
Cepis, Jacob	ORL (2015)
Cesana, Dennis	SAV (2026)
Chambers, Greg	PEN (2004)
Chaput, Dan	HRD (1994)
Charpentier, Sebastien	HRD (1998)
Cherniwchan, Andrew	SC (2019)
Chicoine, Gabriel	MNE (2024)
Christian, Tim	RNK (1996)
Chunchukov, Alex	JHN (1997)
Clark, Darren	PEO (2001)
Clarke, Aaron	WHL (2009)
Cleaver, Rick	KAL (2010)
Cloutier, Frederic	LA (2002, 2004)
Coetzee, Willie	TOL (2013)
Cohen, Matt	TRE (2009)
Colbourne, Darren	RMD (1994)
Coles, Bruce	JHN (1993)
Colley, Kevin	ATC (2002, 2003)
Collins, Anthony	SAV (2024)
Collins, Brian	PD (2005)
Collins, Sean	WHL (2006)
Cook, Joe	COH (1994)
Cooley, Eric	NOR (2023)
Constantinou, Billy	NOR (2023)
Contois, Andy	STK (2008)
Corbeil, Nicolas	MIS (2005)
Cornacchia, David	IDH (2004)
Cossa, Sebastian (G)	TOL (2023)
Costello, Chad	ALN (2017)
Costantini, Anthony	ALN (2026)
Costantini, Marco (G)	ALN (2026)
Courchesne, Pierre-Luc	JHN (2003)
Cousineau, Dave	LV (2004)
Cox, Joe	FLA (2019)
Craievich, Dave	BIR (1994, 1995), MOB (1996)
Craig, Matt	UTA (2006)
Crandall, Justin	REA (2017)
Crane, Chris	MO (2015), WIC (2020)
Cranley, Will (G)	FLA (2026)
Crawford, Marcus	TOL (2019)
Crinella, Peter	WIC (2020)
Crnkovic, Kyle	WIC (2026)
Crone, Hank	ALN (2026)
Croxton, Kevin	AK (2007)
Cruthers, Ryan	MIS (2009)
Culkin, Ryan	ADK (2017)
Cullaton, Brent	TAL (2001)
Curry, Patrick	KC (2024)
Curtin, Luke	BR (1999, 2000), ATC (2005), FRE (2006, 2007)

- D -

Player	ECHL Team (Year)
D'Aoust, Alexis	TR (2022)
D'Astous, Charle-Edouard	UTA (2022)
D'Alvise, Chris	STK (2010)
D'Aversa, Jon	WHL (2008)
Daavettila, Trent	COL (2013)
Danforth, Justin	CIN (2018)
Daniels, Kimbi	CHR (1997)
Daubenspeck, Kirk (G)	SC (2001)
David, Jean-Francois	BAK (2011)
Davison, Tim	ATL (2022)
Davyduke, Kent	MIS (2003)
Deadmarsh, Jake	CHR (1997)
Decker, Jackson	ALN (2026)
DelGuidice, Matt (G)	RAL (1994)
Della Rovere, Stefan	ORL (2015)
Del Monte, Ryan	JHN (2009)
Demarski, Matt	FLA (2001)
Demmans, Trevor	PD (2001)
Derlago, Mark	BAK (2009), IDH (2011)
Desbiens, Guillaume	GWT (2006)
Desharnais, David	CIN (2008)
Desharnais, Vincent	WIC (2020)
Desjardins, Cedrick (G)	CIN (2007)
Desrochers, Jean	JHN (2005)
Desrosiers, Matt	DAY (2002)
Dest, Jason	LV (2008)
Dexter, Brad	SC (2000)
DiDiomete, Devin	COL (2013)
Dickenson, Lou	TEX (2005)
Dienes, Christopher	JAX (2018)
Doig, Tyler	CBA (2008), REA (2009)
Donald, Derek	DAY (1994)
Donati, Justin	ELM (2010)
Doremus, Jack	TUL (2022)
Dorowicz, Spencer	WIC (2020)
Doyle, Frank (G)	IDH (2005)
Drevitch, Logan	SAV (2024)
Dubnyk, Devan (G)	STK (2007)
Dugan, Jack	FW (2024)
Dumas, Rob	NSH (1993, 1994), TAL (1997)
Dumont, Louis	PEN (2002)
Dupuis, Guy	BAK (2005)
Duszak, Joseph	NFL (2020)
Dyukov, Roman	ADK (2017)
Desrochers, Jean	JHN (2005)
Desrosiers, Matt	DAY (2002)
Dest, Jason	LV (2008)
Dexter, Brad	SC (2000)
DiDiomete, Devin	COL (2013)
Dickenson, Lou	TEX (2005)
Dienes, Christopher	JAX (2018)
Doig, Tyler	CBA (2008), REA (2009)
Donald, Derek	DAY (1994)
Donati, Justin	ELM (2010)
Doremus, Jack	TUL (2022)
Dorowicz, Spencer	WIC (2020)
Doyle, Frank (G)	IDH (2005)
Dubnyk, Devan (G)	STK (2007)
Dumas, Rob	NSH (1993, 1994), TAL (1997)
Dumont, Louis	PEN (2002)
Dupuis, Guy	BAK (2005)
Duszak, Joseph	NFL (2020)
Dyukov, Roman	ADK (2017)
Dzhaniyev, Danny	UTA (2026)

- E -

Player	ECHL Team (Year)
Eberly, Dan	TOL (2005)
Eby, Adam	SAV (2024)
Edgerton, Devin	WHL (1993)
Edwardson, Derek	ATC (2005)
Ege, Wyatt	CIN (2022)
Ehgoetz, Barret	CIN (2009)
Eizenman, Oren	FRE (2008)
Elders, Jason	MOB (1997, 1999)
Elfring, Cal	RNK (2000, 2001)
Elick, Mickey	CHR (1997)
Ellington, Taylor	VIC (2010), CIN (2013)
Ellis, Dan	IDH (2004)
Ellis, Julien	VIC (2008)
Elmer, Jake	MNE (2020)
Enga, R.J.	NSH (1996)
Engelhardt, Brett	GWT (2005)
Estephan, Giorgio	NFL (2019)
Estes, Brandon	SAV (2024)
Evans, Doug	PEO (1998)
Everson, Marshall	ORL (2015)
Evingson, Croix	JAX (2022)
Ewing, Bryan	WHL (2009)
Exell, Billy	WIC (2020)
Exner, Kenric	PEO (2001)
Ezekiel, Norm	COL (2013)

- F -

Player	ECHL Team (Year)
Fahey, Brian	ATC (2004)
Falkovsky, Stepan	ADK (2017)
Fallon, Joe	FRE (2009)
Farynuk, Brad	STK (2008)
Fawcett, Tyson	BRM (2015)
Federow, Seaon	TOL (2019)
Felhaber, Tye	FW (2023)
Felsner, Denny	CHS (1998)
Ferraro, Mike	SAV (2024)
Ferraro, Peter	LV (2008)
Fewster, Neil	GRV (2000)
Ficenec, Jakub	JHN (1999)
Fiddler, Vern	RNK (2002)
Fielding, Drew	ADK (2017)
Finch, Geoff	WHL (1995)
Findlay, Brett	ORL (2015)
Finlay, Liam	ALN (2023)
Fitzpatrick, Blaine	PEO (2000)
Flanagan, Joe	BIR (1993, 1994)
Fleming, Joe	SAV (2024)
Fleury, Sylvain	SC (1994)
Flodell, Logan (G)	NOR (2023)
Flomenhoft, Steve	KNX (1995)
Florek, Justin	SC (2022)
Flynn, Brendan	RMD (1993)
Ford, Matthew	CHR (2009)
Ford, Nick	JAX (2022)
Ford, Todd	PEN (2005) SC (2010)
Fornataro, Matt	PHX (2009)
Forney, Michael	GWT (2011) COL (2013)
Forster, Nate	VIC (2005)
Fortier, Francois	MIS (2002)
Fortunato, Brandon	JAX (2022)
Foss, Ryan	NOR (2023)
Fossier, Mitchell	ATL (2024)
Fournier, Gleason	ORL (2015)
Fournier, Stefan	WIC (2020)
Fox, Jordan	GWT (2009)
Foy, Chris	SC (1996)
Francisco, Jon	REA (2005)
Franck, Andy	WHL (2006)
Francis, Chris	LV (2013)
Frantti, Gord	HNT (1994)
Fraser, Dana	ADK (2017)
Fretter, Colton	GWT (2007)
Friend, Jacob	JAX (2022)
Fryer, Callum	NOR (2023)
Fulcher, Kaden (G)	TOL (2019)
Fulghum, Luke	PEN (2006)
Fultz, Ryan	ARK (2002)
Fyten, Austin	IDH (2013)

- G -

Player	ECHL Team (Year)
Gabinet, Mike	IDH (2006)
Gagnon, Dave (G)	RNK (1995)
Gajic, Milan	VIC (2007)
Galipeau, Olivier	TR (2022)
Galuppo, Sandy (G)	DAY (1993)
Ganga, Nick	LBH (2004)
Gannon, Jake	UTA (2011)
Ganzak, Mitch	WHL (2010)
Garbowsky, Matt	COL (2017)
Gardiner, Reid	KAL (2019)
Garlock, Ryan	JHN (2008)
Garnett, Michael (G)	GWT (2004)
Gaucher, Ryan	MIS (2000) CIN (2003) AK (2006)
Gauthier, Danick	WIC (2015)
Gauthier, Sean (G)	PEN (1998)
Gauvreau, Brent	MIS (2004)
Gazley, Dustin	ELM (2013)
Geisler, Beau	STK (2007)
Gendur, Dan	VIC (2009)
Gergen, Michael	BAK (2011)
Gervais, Victor	HRD (1993, 1994)
Gibson, Steve	WHL (1995, 1996)
Gignac, Chris	TOL (2000)
Gildon, Michael	ALN (2026)
Giles,Sean	JAX (2022)
Gillam, Mitch (G)	WOR (2019), WIC (2020)
Gilmour, Alex	SAV (2024)
Ginand, Ryan	TRE (2011)
Gingras, Maxime (G)	RMD (1999)
Girduckis, Abbott	JAX (2022)
Gladney, Jason	TOL (1996, 1997)
Glass, Jeff (G)	CHR (2006)
Glenn, Ryan	CHR (2005)
Glotov, Vasili	CIN (2019)
Godfrey, Josh	SC (2011)
Goers, Barry	LV (2011)
Goldie, Ash	VIC (2008)
Gongalsky, Igor	FRE (2008)
Gordon, Ben	REA (2010)
Gorski, Sheldon	LVL (1993), MIA (1998)
Goudie, Brian	PD (1998)
Goulakos, Spiro	GRN (2017)
Gould, Gavin	ALN (2022)
Gould, Justin	CHR (1997)
Goulet, Stephane	BAK (2011)
Gourley, Jarrod	ADK (2023)
Gove, David	JHN (2002)
Graham, Bruce	CHR (2007)
Grasso, Patrick	ADK (2024)
Gratchev, Maxime	ELM (2010)
Gravelle, Dan	GBM (1994)
Greco, Michael	ALN (2026)
Griffin, Lincoln	CIN (2023)

Player	ECHL Team (Year)
Griffith, Todd	BAK (2007, 2008)
Graves, Jacob	WIC (2020)
Grubauer, Philipp	REA (2013)
Gruhl, Scott	RMD (1995)
Guenther, Joe	BR (2003)
Gunderson, Ryan	TRE (2008, 2009)
Gursoy, Kevin	ALN (2026)
Gyori, Dylan	WHL (2002)

- H -

Player	ECHL Team (Year)
Haar, Garret	SC (2015)
Haddon, Steve	COL (2013)
Hamaliuk, Dillon	WHL (2024)
Hamilton, Jake	NOR (2023)
Hargrove, Colton	ALN (2026)
Harmer, Duane	RNK (1999, 2000)
Harney, Justin	WHL (2001), CHR (2002)
Harris, Brendan	JAX (2024)
Harrold, Josh	MOB (2001)
Harstad, Aaron	NOR (2017)
Hartje, Tod	NSH (1995)
Hartlieb, Ernie	FLA (2006)
Hau, A.J.	COL (2013)
Hauser, Adam	REA (2003)
Hawerchuk, Ben	JAX (2022)
Hawkins, Brandon	TOL (2024, 2026)
Hay, Darrell	IDH (2007, 2008)
Hemingway, Brett	REA (2008)
Hemingway, Colin	AK (2009)
Hendricks, Matt	FLA (2005)
Henkel, Jim	ATC (2003)
Henry, James	ADK (2017, 2018)
Hensick, T.J.	TOL (2019, 2022)
Herrington, Jamie	RMD (2003)
Hersh, Harold	JHN (1998)
Hessler, Corey	CBA (2003)
Hicks, Alex	TOL (1993)
Hicks, Jamey	BIR (1999)
Hillis, Cameron	IND (2024)
Hilton, Kevin	MOB (1998), CHR (2001)
Hodgman, Justin	FW (2019)
Hoelscher, Mitchell	ORL (2024)
Hoffman, Kevin	RAL (1997)
Hoffmann, Brendan	IDH (2026)
Hogeboom, Greg	REA (2007), (ONT 2010)
Holtby, Braden	SC (2010)
Hood, Dylan	COL (2013)
Hotham, Andrew	WHL (2013)
Houk, Joe	GRN (2018)
Houle, Chris	TRE (2004)
Hu, Sam	NOR (2023)
Huddy, Ryan	STK (2009)
Hudson, Woody	WOR (2018)
Hughes, Bear	SC (2023)
Hughes, Gunnar	ADK (2017)
Hultgren, Kelly	PEN (1998)
Huntebrinker, Michael	REA (2018)
Hunter, J.J.	CGA (2003)
Hurd, Kelly	MIS (1999)
Hutchins, Jeff	MIS (2005)
Hynnes, Chris	SC (1998, 1999)

- I -

Player	ECHL Team (Year)
Iacobellis, Steven	WIC (2019)
Ianiero, Andrew	AUG (2003) BAK (2004, 2011)
Ierullo, Alex	GRN (2023)
Infanger, Karl	WHL (1999)
Ingraham, Cal	TAL (1996, 1998)
Irving, Joel	JHN (2000)
Irwin, Joel	GBO (2001

- J -

Player	ECHL Team (Year)
Jablonski, Jeff	TOL (1993), RNK (1997)
Jacina, Greg	AUG (2004)
Jackson, Jim	GWT (2005)
Jaffray, Jason	RNK (2003), WHL (2004)
Jaeger, Brett (G)	FRE (2006)
James, Connor	BAK (2005)
Jamieson, Dusty	CHR (2004)
Jarmuth, Mike	CBA (2007)
Jenks, A.J.	TOL (2019)
Jensen, Joe	WHL (2007)
Jeri-Leon, Keltie	SAV (2024)
Jobe, Trevor	NSH (1993)
Johnson, Cam (G)	FLA (2023)
Johnson, Brent	WHL (2026)
Johnson, Jake	CIN (2026)
Johnson, Keith	UTA (2008)
Johnston, Marty	FLA (2003)
Jones, Kyle (G)	COL (2013)
Jones, Peyton	IA (2024)
Jonsson, Samuel (G)	FW (2026)
Judson, Rick	TOL (1994, 1996)

- K -

Player	ECHL Team (Year)
Kacir, Marian	NSH (1996)
Kalmikov, Brooklyn	MNE (2026)
Kane, Shaun	COH (1993)
Kapelmaster, Justin (G)	JAX (2022)
Kaplan, Jordan	SAV (2024)
Karlander, Kory	RAL (1998)
Kashirsky, Nikita	SC (2010)
Katic, Danny	NOR (2023), ALN (2026)
Kaunisto, Ray	COL (2013)
Kelly, Justin	LV (2004)
Kea, Justin	TOL (2019)
Kemp, T.J.	REA (2006)
Kempffer, Mick	CHR (1997)
Kenney, Jay	CHR (1997)
Kessel, Blake	ORL (2015)
Kesselring, Casey	JHN (1999)
Kestner, Josh	TOL (2020)
Keup, Ben	DAY (2001)
Khudobin, Anton	TEX (2008)
Killeen, Patrick	WHL (2011)
Kinasewich, Ryan	REA (2005), UTA (2010)
King, DJ	NOR (2023)
King, Scott	CHR (2001)
Kirton, Scott	CHR (1997)
Kiser, Nate	DAY (2004)
Knodel, Eric	CIN (2017)
Knox, Ryan	MOB (2002) TAL (1999)
Kobezda, Jan	JAX (2022)
Koepplinger, Josh	DAY (2005)
Kolarik, Tyler	MAN (2019)
Kolomatis, David	CHR (1997)
Konik, Brad	WHL (2003)
Konopka, Zenon	GWT (2008)
Kowalski, Craig	HRD (1995), RNK (2003)
Kowalsky, Rick	RMD (1999, 2000)
Kraft, Ryan	PD (2002)
Krajnc, Gregor	ONT (2009)
Kraus, Tim	LV (2007)
Krischuk, Jason	SC (2009)
Kroll, Johann	GBO (2000)
Krovopuskov, Alexei	UTA (2015)
Krushelnyski, Alex	ELM (2008)
Kudelka, Tomas	GBM (1995), CHS (1999)
Kupacs, Arturs	MAN (2018)
Kurker, Sam	

- L -

Player	ECHL Team (Year)
LaFleur, Brian	PEN (1998)
Laing, Joel	WHL (2002)
Laliberte, John	TRE (2007)
Lalonde, Mike	STK (2006)
Lammers, John	AK (2010)
Lamoureux, Jean-Philippe	AK (2009)
Lampe, Eric	ELM (2011)
Lane, Phil	ATL (2018)
Lang, Ryan	AUG (2007)
Langkow, Chris	AK (2011)
Larrivee, Christian	LBH (2006)
Larson, Nick	ORL (2015)
Lasak, Jan (G)	HRD (2002)
Latendresse, Mike	WHL (1998)
Lattery, Dana	LV (2005)
Lawmaster, Jason	PEO (2000)
Lazaro, Jeff	NO (1999, 2000)
Leahy, Pat	TRE (2002)
Leask, Rob	JHN (1994, 1995)
Leavens, Daniel	TOL (2019)
Leavitt, Alex	AK (2006)
Lee, Chris	FLA (2006)
Lee, Mike (G)	GWT (2013)
Lee, Mike	IND (2022)
Lefebvre, Guillaume	BAK (2011)
Leggett, Alan	RAL (1993, 1994)
Leggio, David	FLA (2009)
Legue, Jeff	SC (2006)
Leitza, Brian	BR (2001)
Lenes, Peter	ONT (2010)
Lewadniuk, Aaron	ONT (2011)
Libby, Matt	TRE (2002)
Limpright, Shawn	RNK (2004)
Lindgren, Terry	LVL (1997)
Ling, Jamie	DAY (1999, 2000)
Linglet, Charles	AK (2004)
Lingren, Steve	DAY (1995, 1996), VIC (2006)
Linnel, Derek	RAL (1995)
Lizon, Erick	BAK (2011)
Loedermeier, Derek	JAX (2022)
Lombard, Dan	RMD (2003)
Long, Andrew	TAL (2001)
Long, Carter	SAV (2024)
Long, Eric	ARK (2001)
Lough, Kevin	ADK (2017)
Louis-Jean, Darick	NOR (2023)
Luchuk, Aaron	ORL (2022)
Lukin, Jarret	DAY (2009)
Lunn, Griffin	NOR (2023)
Lupandin, Andrei	GBO (2002)
Luukkonen, Ukka-Pekka (G)	CIN (2020)
Lynch, Chris	GRV (2004)
Lynch, Luke	JAX (2022)

- M -

Player	ECHL Team (Year)
MacArthur, Peter	ADK (2017)
MacAulay, Kenny	FRE (2008), STK (2009)
Macaulay, Scott	TUL (2015)
MacDonald, Ryan (G)	FRE (2007)
MacIntyre, Andy	JAX (1998)
MacIsaac, Al	HRD (1993)
Makowski, David	ALN (2018)
MacLean, Cail	JAX (1999), TRE (2001)
MacMurchy, Ryan	STK (2008)
Madden, Chris (G)	MAC (2002), LBH (2005)
Madill, Mike	TEX (2007)
Maggio, Daniel	FW (2013)
Magliarditi, Marc (G)	LV (2006)
Magowan, Ken	AUG (2005), TOL (2007)
Maher, Jim	TOL (1995)
Malcolm, Jeff (G)	GRN (2015)
Maleyko, Jason	CIN (2004)
Mallette, Carl	GRV (2005)
Malone, Seamus	IND (2023)
Maloney, Darren	PEO (1997, 1999)
Manderson, Denver	ORL (2015)
Maniscalco, Josh	WHL (2023)
Manning, Blair	BR (1997)
Manzato, Daniel	LV (2008)
Marchin, Tommy	ATL (2020)
Marcou, Mike	GRN (2013)
Marcoux, Etienne	IND (2018)
Marshall, Paul	BIR (1993, 1994)
Marsters, Nathan	LA (2005)
Martin, Bryce	SAV (2024)
Martin, Charles	TR (2026)
Martin, James	FW (2015)
Martz, Nathan	STK (2007)
Mason, Wes	AUG (2000)
Masonius, Joe	ADK (2022)
Masse, David	REA (2004)
Matile, Sean	RMD (2000)
Matsushima, Eddie	TUL (2023)
Maund, Jeff	FLA (2000)
May, Jeff	LV (2009)
May, Johno	GRN (2019)
May, Tom	UTA (2009)
Mayhew, Kyle	UTA (2024)
Maylan, Justin	STK (2013)
Mayotte, Kris	JHN (2009)
Mazzolini, Nick	AK (2010)
McAuley, Colby	ALN (2026)
McAvoy, Spencer	ORL (2015)
McConvey, D'Arcy	IDH (2006)
McCormick, Darren	NOR (2023)
McCourt, Riley	TOL (2026)
McCullough, Brian	RMD (2001), REA (2003), FLA (2004)
McDougall, Josh	NOR (2023)
McElroy, T. J.	SC (2007)
McEneny, Austin	JAX (2022)
McKenna, Mike	LV (2007)
McKenna, Jeremy	KC (2023)
McKenzie, Kyle	JAX (2022)
McKinnon, Kevin	ERIE (1995)
McManus, Brannon	ADK (2026)
McMillan, Carson	ORL (2015)
McNabb, John	PEN (2000), TEX (2008)
McNamara, Chris	WHL (2003)
McNiven, Michael (G)	SAV (2024)
McParland, Steven	SC (2017)
McRae, Mark	PD (2004)
Medak, Judd	GRV (2003)
Melanson, Mathieu	FLA (2008)
Menei, Ryan	MIS (2008)
Metropolit, Glen	PEN (1997)
Meunier, Laurent	FLA (2003)
Meyer, Scott (G)	CHR (2002)
Meyers, Bret	COH (1999)
Micflikier, Jacob	FLA (2010)
Michaud, Mark	HRD (1994)
Mikhalchuk, Vladislav	JAX (2022)
Milam, Jamie	GWT (2008)
Milam, Troy	GWT (2004, 2006)
Milic, Thomas (G)	NOR (2024)
Miller, Adam	LV (2010)
Miller, Colin	DAY (1997)
Millham, Mike	ERIE (1993)
Milnamow, Brendan	IDH (2010)
Milner, Parker (G)	SC (2020)
Minard, Chris	AK (2005)
Minard, Mike	CBA (2005)
Mingo, Dajon	JAX (2019)
Mirabile, Steve	HRD (1993)
Mitani, Darcy	CHR (1997)
Mitchell, Jeff	DAY (2000)
Mitchell, Kevin	LA (2000)
Mizzi, Preston	DAY (2002)
Moon, Nathan	EVN (2013)
Moore, Bryan	TOL (2019)
Moore, Connor	SC (2024)
Moreland, Jake	STK (2006)
Morency, Pascal	BAK (2011)
Morin, Olivier	TAL (2000)
Morin, Travis	SC (2008, 2009)
Morissette, Alain	LVL (1996)
Morris, Keith	COH (1996)
Morrison, Brad	ALN (2026)
Morrison, Justin	CBA (2003)
Mosienko, Tyler	GRV (2006), LV (2007)
Motte, C.J. (G)	QC (2017)
Mullahy, Brad	BIR (1994)
Mullen, Mark	PD (2005)
Mullin, Matt	TOL (1999)
Mulvihill, Dana	GRV (1999)
Mundinger, Stephen (G)	JAX (2022)
Murphy, Mark	TRE (2000)
Murray, Blake	NOR (2023)
Murray, John	ONT (2009)
Murray, Mike	KNX (1993)
Murray, Troy	ALN (2026)
Mychan, Jesse	COL (2018)
Myer, Gordi	TOL (2023)

- N -

Player	ECHL Team (Year)
Nagle, Pat	TOL (2018, 2019)
Naglich, Adam	BAK (2011)
Naud, Eric	JAX (2000)
Neal, Jay	TOL (1995)
Neal, Michael	IND (2018)
Nedomansky, Vashi	PD (1998)
Neilson, Corey	PEN (2004, 2005)
Nellis, Anthony	TR (2022)
Nelson, Logan	RC (2022)
Nemeth, Tom	DAY (1993, 1994, 1998, 2001)
Nesbitt, Derek	IDH (2007)
Neudecker, Bauer	JAX (2022)
Neuvirth, Michal	SC (2009)
Newton, Max	REA (2023)
Nielsen, Carl	ORL (2015)
Nilsson, Magnus	TOL (2002)
Nolan, Brandon	CBA (2006)
Noren, Darryl	CHR (1995, 1997, 1998)
Norrish, Brady	IDH (2020)
Notermann, Jason	JHN (2004)
Nychuk, Chad	KAL (2023)

- O -

Player	ECHL Team (Year)
O'Brien, Jack	ATL (2026)
O'Brien, Sean	TAL (1996)
O'Brien, Steve	ARK (2004)
O'Connor, Charlie	TOL (2019)
O'Connor, Tom	WHL (1999)
O'Hanley, Brian	CIN (2011)
O'Keefe, Ryan	PEN (2003)
Oates, Matt	COH (1998)
Obsut, Jaroslav	AUG (1999)
Osburn, Zach	KC (2020)
Oslanski, Landon	MO (2015)
Ouderkirk, Brett	NOR (2023)
Ouellet, Dean	SF (2013)
Ouellette, Francis	WHL (1993)
Ouellette, Martin	FLA (2018)
Ouzas, Michael	LV (2011)
Owens, Jordan	CHR (2008)

- P -

Player	ECHL Team (Year)
Pacan, David	BRM (2019)
Pagnutti, Matt	FLA (2005)
Paliani, Devon	TAH (2026)
Pankewicz, Greg	PEN (2002)
Panneta, Jacob	JAX (2022)
Paolini, Sam	ATC (2004)
Parillo, Nick	TOL (2003)
Paris, Drew	GWT (2010)
Parizek, Justin	IDH (2018)
Parkkonen, Patrik	WIC (2020)
Parlett, Blake	GRN (2011)
Parrish, Geno	GBO (2003)
Parsons, Don	BR (1996), LA (1998)
Passmore, Brian	AUG (2006)
Patterson, James	TOL (2001)
Patterson, James	TOL (2001)
Pecararo, Liam	GRN (2022)
Pedersen, Brent	SAV (2024)
Peluso, Marco	LV (2006)
Perkins, Darren	TOL (1994)
Perna, Mike	HNT (2000)
Perrault, Kelly	BIR (2000)
Perreault, Nicolas	TOL (1996)
Perry, AJ	UTA (2010)
Pershin, Eduard	BIR (2001)
Peters, Justin (G)	FLA (2008)
Petgrave, Matt	BRM (2018)
Pettersen, Lars	RMD (2002)
Phelps, Chris	HRD (1995, 1997, 1998)
Phillips, Jamie (G)	TUL (2017)

Player	ECHL Team (Year)
Piccinich, J.J.	TUL (2020)
Pielmeier, Timo (G)	BAK (2010)
Pierce, Matt	CIN (2010)
Pierro-Zabotel, Casey	GWT (2013)
Pinard, Simon	SAV (2024)
Pitirri, Richard	RMD (2001)
Pleskach, Adam	TUL (2019)
Plourde, Jean-Francois	CGA (2004)
Poapst, Steve	HRD (1993)
Pokulok, Sasha	BAK (2010)
Pollock, Brett	ADK (2017)
Pomichter, Mike	JAX (1997)
Pope, Matt	BAK (2009)
Povoroznouk, Sam	ELM (2017)
Prefontaine, Ty	ALN (2026)
Prosofsky, Garrett	RMD (2002)
Prough, Jeff	TRE (2010)
Pszenyczny, Dave	PHX (2007)
Purdie, Dennis	JHN (1995), TOL (1996)
Pylypuik, Pat	TOL (1993)

- R -

Player	ECHL Team (Year)
Rallo, Greg	IDH (2007, 2008)
Rankin, Rob	PEN (2007)
Rappana, Kevin	CHR (1997)
Raskob, Willie	QC (2018)
Rawlyk, Rory	CHR (2006)
Regan, Eric	BAK (2010)
Register, Matt	TOL (2019)
Reid, Cam	REA (2015)
Reid, Elgin	WHL (2009)
Reid, Shawn	TAL (1998)
Reier, Mike	DAY (1993)
Reimann, Tom	GBO (2004)
Rekis, Arvid	PEO (2002)
Remackel, Chad	MOB (1998)
Rennette, Tyler	PEO (2003)
Ricci, Fabrizio	WIC (2020)
Richart, Taylor	UTA (2020)
Riehl, Kevin	RAL (1995)
Riley, Conor	ADK (2017)
Robertson, Matt	KC (2018)
Robins, Bobby	BAK (2011)
Robbins, Matt	CHR (1997)
Roberts, Sam	GWT (2010)
Roberts, Tim	WHL (1993, 1995)
Robins, Trevor	JAX (1996)
Robinson, Brent	TRE (2005)
Rochon, Patrick (G)	MIS (1999)
Roe, Logan	FLA (2020)
Rooney, Brad	REA (2003)
Rosa, Marco	LBH (2005)
Rosen, Ben	ORL (2015)
Ross, Mike	SC (1997)
Rowe, Randy	PEO (2004)
Roy, Mathieu	NOR (2023)
Roy, Olivier (G)	IDH (2015)
Royal, Eric	WHL (1997)
Russell, Bobby	JCK (2001)
Ryan, Joey	BAK (2011)
Rymsha, Steve	GRV (2002)

- S -

Player	ECHL Team (Year)
Saal, Jason (G)	LA (2001)
Sadowski, John	MOB (2002)
Sadowy, Dylan	TOL (2019)
Safin, Ostap	WIC (2020)
Salituro, Dante	RC (2018)
Salvaggio, Jason	WIC (2020)
Samuels-Thomas, Jordan	WOR (2020)
Sanford, Curtis	PEO (2002)
Santos, Mathew	MNE (2023)
Sarich, Rod	LA (2003)
Sauve, Yann	ORL (2015)
Saulnier, Brennan	RC (2020)
Sawyer, J.C.	PEN (2008), TOL (2010)
Scarfo, Ryan	SAV (2024)
Schachle, Tanner	NOR (2023)
Schafer, Paxton	PD (2000)
Schell, Brad	GWT (2007)
Schepke, Matt	CHR (2010)
Schmidt, Connor	TOL (2019)
Schmidt, Greg	SC (2000)
Schmitz, Garrett	WIC (2020)
Schneekloth, Aaron	SC (2003)
Schneider, Eric	JHN (2001)
Schoen, Bryan (G)	LA (1996)
Schwartz, Brandon	LBH (2007)
Schwartz, Darren	WHL (1993, 1994), TAL (1995)
Scrymgeour, John	REA (2011)
Sedley, Sam	ALN (2026)
Seher, Kurt	CHR (1996, 1997)
Seitz, Dave	SC (1998, 1999)
Sertich, Andy	UTA (2007)
Semptimheler, T.J. (G)	ATL (2026)
Sessa, Jason	SC (2001)
Severyn, C.J.	ORL (2013)
Shamanski, Steven	ELM (2015)
Shantz, David (G)	FLA (2007), VIC (2010)
Shasby, Matt	AK (2009)
Sheehy, Tyler	ALN (2020)
Shepard, Ken (G)	CHR (1997)
Shields, Connor	JHN (2010)
Shier, Andrew	RMD (1998)
Sholl, Tomas (G)	IDH (2019)
Sides, Joey	COL (2013), JAX (2022)
Sirois, Allan	PD (1999, 2002)
Sisca, Daniel	FLA (2006)
Sivak, Peter	AK (2017)
Sivonen, Mikko	NO (2002)
Sjerven, Grant (G)	RMD (1995)
Skinner, Peder	PHX (2008)
Skirving, Todd	NFL (2023)
Slater, Chris	WHL (2001)
Slivchenko, Vadim	WHL (1994, 1995)
Smart, Jason	COH (1994)
Smeltzer, Isaac	COL (2013)
Smereck, Jalen	NOR (2019), CIN (2024)
Smirnov, Denis	NOR (2023)
Smith, Brandon	DAY (1995)
Smith, Buddy	PD (2000), ARK (2003)
Smith, Hunter	TOL (2019)
Smith, Jeremy (G)	CIN (2010)
Smith, Michael	RNK (1995)
Smith, Mike (G)	LEX (2003)
Smith, Trevor	GBM (1993)
Snesar, Shawn	HRD (1994)
Snesrud, Mat	BR (2002)
Snetsinger, Brad	BAK (2011)
Snider, Shawn	PHX (2006)
Snowden, John	TEX (2004)
Soares, Josh	AK (2008)
Sokolsky, Jamie	GBO (2001)
Soling, Jonas	AUG (1999, 2001)
Sorenson, Tanner	KAL (2017)
Sparks, Garret	ORL (2015)
Spiewak, Kevin	SC (2004)
Spitserov, Timofey	ALN (2026)
Spoltore, John	LA (1999, 2000)
Sproat, Jeff	RNK (2001)
Stafford, Ben	TRE (2002)
Staios, Nathan	FLA (2024)
Starrett, Beau	WIC (2020)
Starrett, Shane	WIC (2018)
Steer, Jamie	LVL (1994)
Stephenson, Matt	IDH (2009)
Stewart, Bobby	MOB (2000)
Stewart, Brian	BAK (2011)
Stewart, Glenn	GBM (1995), ERIE (1996)
Stirling, Scott	TRE (2001), ATC (2003, 2004)
Stoflet, Evan	BAK (2011)
Stolp, Jeff	DAY (1995)
Storey, Ben	LA (2004)
Street, Ben	WHL (2011)
Stretch, C.J.	ONT (2013)
Stringer, Rejean	CBA (2003)
Strueby, Matt	COL (2013)
Strunk, Steve	COH (1993)
Sundstrom, Olie	ERIE (1996)
Sutter, Lukas	STK (2015)
Suzuki, Takahito	CHR (2003)
Swanson, John	IDH (2010)
Szmatula, Mike	ADK (2019)
Szydlowski, Shawn	FW (2017)

- T -

Player	ECHL Team (Year)
Talbot, Joe	AK (2004)
Talbot, Julian	AK (2007)
Tanguay, Maxime	TOL (2010)
Tansey, Kevin	MO (2017)
Tanski, Scott	ORL (2015)
Tarasuk, Steven	KAL (2011)
Tardif, Jamie	TOL (2007)
Tarkir, Zach	SC (2010)
Taylor, Adam	VIC (2006)
Taylor, Justin	LV (2009)
Taylor, Mike	RMD (1997)
Tendeck, David (G)	ALN (2026)
Tenute, Joey	SC (2005)
Tessier, Dan	FRE (2005)
Teplitsky, Tyson	DAY (2006)
Thelen, A.J.	FLA (2010)
Thibault, Samuel	TOL (2019)
Thompson, Briane	FLA (2002)
Thompson, Jamie	PEO (1999)
Tiemstra, Darren	CGA (2002)
Tifu, Yannick	DAY (2008)
Timkin, Evgeny	FLA (2011)
Timofeyev, Stepan	NOR (2023)
Tonge, Alex	NOR (2022)
Trudel, Jean-Guy	PEO (1998)
Truelson, Kevin	FRE (2004) BAK (2008)

Player	ECHL Team (Year)
Topatigh, Derek	ATL (2023)
Topping, Jordan	TOL (2019)
Tordjman, Josh	BAK (2011)
Tracy, Tripp	RMD (1998)
Tremblay, Simon	REA (2002, 2003)
Tropper, Marc	CHS (1999), CHR (2000)
Trudeau, Roger	GRV (2002)
Trukhno, Vyacheslav	BAK (2011)
Turek, Ryan	VIC (2011)
Tyanulin, Artur	FW (2018)
Tychonick, Jonny	NFL (2024)

- U -

Player	ECHL Team (Year)
Ulanski, Kevin	COL (2013)
Ullrich, Mike	ORL (2015)
Ulwelling, Matt	CBA (2002)
Underhill, Matt	PD (2003)
Urban, Zach	TOL (2019)
Urquhart, Cory	STK (2009)

- V -

Player	ECHL Team (Year)
Vachon, Nick	KNX (1994)
Vail, Brady	ORL (2015)
Valicevic, Chris	LA (1994, 1996, 1997, 1998, 1999, 2000, 2001)
Valk, Curtis	KAL (2015)
Vallorani, David	BRM (2017)
Valleau, Nolan	ORL (2018), SAV (2024)
VanBallegooie, Dustin	FRE (2006)
Vandermeer, Peter	RMD (2000)
Van Drunen, Dave	BR (1998)
VanWormer, Jared	KC (2019)
Vallerand, Marc-Olivier	GRN (2011)
Varga, John	LA (1999)
Veideman, Adrian	AUG (2008)
Vellinga, Mike	JHN (2001)
Venedam, Sean	TOL (1998), GRV (2000)
Verreault, Francis	BAK (2013)
Vescio, Tanner	SAV (2024)
Vesey, Nolan	WIC (2020)
Vidmar, Sebastian	SAV (2024)
Villeneuve, Steeve	LBH (2006)
Vitucci, Nick	HRD (1993), CHR (1997)
Vomacka, Tomas (G)	NOR (2023)

- W -

Player	ECHL Team (Year)
Wahl, Mitch	UTA (2013)
Walby, Steffon	MIS (2003, 2004)
Walker, Brenden	GWT (2015)
Walker, David	ONT (2010)
Walker, Geoff	ONT (2009)
Wall, Alex	ADK (2017)
Wallinheimo, Sinuhe	MIS (1998)
Walser, Derrick	JHN (2000)
Walsh, Tom	FRE (2007)
Walsh, Travis	IDH (2017)
Ward, Brian	ADK (2017)
Ward, Colin	NSH (1996)
Ward, Steve	REA (2009)
Warren, Brendan	JAX (2020)
Watson, Cliff	UTA (2018)
Watts, Brayden	WIC (2023), ALN (2026)
Wellar, Patrick	PEO (2005)
Weller, Shawn	BAK (2010)
Wells, Dylan (G)	WIC (2020)
Weninger, Evan (G)	WIC (2020)
Weselowski, Riley	WIC (2020)
Westlund, Alex (G)	DAY (2001)
Wetzel, Todd	TOL (1996)
Wheeler, Shawn	HRD (1994), CHR (1995, 1997)
Whittle, Jeff	ERIE (1994)
Wickenheiser, Chris	NO (1999)
Wideman, Alex	IND (2017)
Wildgoose, Lyle	RAL (1993, 1994)
Wilgosh, Curtis	WHL (2000)
Williamson, Andrew	TOL (1999, 2000)
Williamson, Brad	SC (2002, 2003)
Wilson, Michael	PHX (2009)
Winiecki, Blake	FLA (2022)
Wolfe, Greg	ADK (2017) TOL (2019)
Wood, Dustin	TRE (2003)
Wood, Stephen	TRE (2005)
Woolf, Mark	HNT (1995)
Wrenn, William	AK (2013)
Wydo, Cody	WHL (2018)

- Y -

Player	ECHL Team (Year)
Yandle, Brian	PHX (2008)
Yates, Trevor	TOL (2019)
Yeo, Dylan	VIC (2009)
Yetman, Patrick	AUG (2002), DAY (2003)
Young, Michael	RC (2017)

- Z -

Player	ECHL Team (Year)
Zajac, Nolan	TOL (2017)
Zapolski, Ryan	SC (2013)
Zepp, Rob	FLA (2003)
Zion, Jon	RMD (2003), REA (2004)

Cover Section_Layout 1 9/30/2026 9:47 AM Page 2