



ECHL PREMIER 'AA' HOCKEY LEAGUE

Toledo Walleye AT Cincinnati Cyclones
Heritage Bank Center
Saturday, January 3, 2026
ECHL GAME #460:



Cincinnati Cyclones (14-10-3-0 = 31)
Team Game: 28 (5-5-2-0, Home)
Home Game: 13 (9-5-1-0, Road)

Toledo Walleye (17-5-2-2 = 38)
Team Game: 27 (9-2-1-1, Home)
Away Game: 14 (8-3-1-1, Road)

GOALIES

| # | Name | Ht | Wt | GP | W | L | OTL | SOL | SO | GAA | SV% |
|----|----------------|-----|-----|----|---|---|-----|-----|----|------|-------|
| 30 | Tommy Scarfone | 6-0 | 174 | 8 | 4 | 2 | 2 | 0 | 0 | 2.93 | 0.905 |
| 31 | Kyle McClellan | 6-1 | 185 | 9 | 3 | 4 | 1 | 0 | 0 | 4.34 | 0.857 |

SKATERS

| # | Name | Pos | Ht | Wt | GP | G | A | Pts. | PIM | +/- |
|----|----------------------|-----|------|-----|----|----|----|------|-----|-----|
| 3 | Rhett Parsons | D | 6-3 | 214 | 16 | 1 | 3 | 4 | 10 | 1 |
| 5 | Ryan McCleary | D | 6-3 | 190 | 25 | 1 | 4 | 5 | 10 | -2 |
| 9 | Zack Trott | F | 5-10 | 183 | 24 | 5 | 10 | 15 | 12 | 7 |
| 10 | Jake Johnson | D | 6-0 | 185 | 23 | 1 | 17 | 18 | 12 | 1 |
| 11 | Gunnarwolfe Fontaine | F | 5-10 | 187 | 27 | 6 | 11 | 17 | 4 | 1 |
| 12 | Nick Carabin | D | 5-10 | 185 | 13 | 0 | 2 | 2 | 4 | -5 |
| 16 | Spencer Cox | D | 6-0 | 185 | 4 | 1 | 0 | 1 | 6 | 0 |
| 17 | Luke Grainger | F | 5-10 | 181 | 23 | 7 | 6 | 13 | 10 | -2 |
| 18 | John Jaworski | F | 5-11 | 185 | 27 | 8 | 8 | 16 | 8 | 9 |
| 19 | Marko Sikic | F | 6-3 | 200 | 11 | 3 | 3 | 6 | 2 | 2 |
| 20 | Aaron Bohlinger | D | 5-9 | 165 | 26 | 2 | 5 | 7 | 6 | 3 |
| 24 | Lincoln Griffin | F | 5-10 | 185 | 27 | 6 | 7 | 13 | 8 | -10 |
| 25 | Sam Stevens | F | 6-2 | 195 | 15 | 3 | 11 | 14 | 20 | 3 |
| 26 | Nick Rhéaume | F | 6-3 | 210 | 27 | 4 | 7 | 11 | 57 | 4 |
| 27 | Jordan Kaplan | F | 5-11 | 178 | 16 | 1 | 5 | 6 | 2 | 2 |
| 28 | Andrew Noel | D | 6-1 | 196 | 15 | 2 | 4 | 6 | 19 | 0 |
| 33 | Elijah Vilio | D | 6-1 | 205 | 25 | 4 | 4 | 8 | 12 | -3 |
| 37 | Austin Saint | F | 5-11 | 190 | 21 | 2 | 4 | 6 | 7 | 1 |
| 45 | Ryan Kirwan | F | 6-2 | 216 | 27 | 14 | 12 | 26 | 2 | -3 |
| 46 | Justin Vaive | F | 6-6 | 237 | 26 | 8 | 4 | 12 | 9 | -5 |
| 62 | Justin Portillo | F | 6-2 | 210 | 16 | 0 | 1 | 1 | 30 | -5 |
| 66 | Ben King | F | 6-3 | 203 | 26 | 8 | 19 | 27 | 20 | -4 |
| 74 | Cole Fraser | D | 6-3 | 205 | 21 | 0 | 1 | 1 | 76 | -14 |

GOALIES

| # | Name | Ht | Wt | GP | W | L | OTL | SOL | SO | GAA | SV% |
|----|-----------------|-----|-----|----|---|---|-----|-----|----|------|-------|
| 30 | Matt Jurusik | 6-0 | 200 | 1 | 1 | 0 | 0 | 0 | 0 | 2.00 | 0.944 |
| 31 | Carter Gylander | 6-5 | 202 | 10 | 6 | 3 | 1 | 0 | 1 | 2.69 | 0.907 |
| 33 | Nolan Lalonde | 6-2 | 195 | 12 | 7 | 1 | 1 | 2 | 0 | 2.37 | 0.906 |
| 70 | Liam Soulière | 6-0 | 180 | 4 | 3 | 1 | 0 | 0 | 0 | 2.22 | 0.900 |

SKATERS

| # | Name | Pos | Ht | Wt | GP | G | A | Pts. | PIM | +/- |
|----|--------------------|-----|------|-----|----|----|----|------|-----|-----|
| 5 | Nick Andrews | D | 5-10 | 193 | 26 | 2 | 12 | 14 | 11 | 1 |
| 6 | Tanner Palocsik | D | 5-11 | 190 | 7 | 0 | 1 | 1 | 5 | 1 |
| 7 | Sam Craggs | F | 6-2 | 210 | 24 | 2 | 5 | 7 | 20 | 0 |
| 8 | Denis Smirnov | F | 5-9 | 180 | 24 | 9 | 10 | 19 | 12 | 8 |
| 9 | Will Hillman | F | 6-2 | 203 | 26 | 5 | 7 | 12 | 6 | 6 |
| 11 | Brendon Michaelian | D | 6-0 | 185 | 9 | 1 | 1 | 2 | 4 | 2 |
| 12 | Tanner Dickinson | F | 6-0 | 176 | 26 | 10 | 13 | 23 | 4 | 12 |
| 13 | Jacques Bouquot | F | 6-2 | 195 | 13 | 1 | 4 | 5 | 0 | 2 |
| 16 | Brandon Hawkins | F | 5-10 | 200 | 26 | 16 | 24 | 40 | 12 | 13 |
| 20 | Jacob Truscott | D | 6-1 | 198 | 18 | 2 | 7 | 9 | 2 | 11 |
| 23 | Conlan Keenan | F | 5-10 | 180 | 23 | 2 | 4 | 6 | 8 | -5 |
| 25 | Jed Pietila | D | 5-11 | 190 | 18 | 1 | 1 | 2 | 10 | 3 |
| 26 | Riley McCourt | D | 5-11 | 180 | 26 | 3 | 21 | 24 | 20 | -5 |
| 34 | Jordan Ernst | F | 6-0 | 201 | 24 | 7 | 3 | 10 | 10 | 3 |
| 37 | Dylan Moulton | D | 6-2 | 203 | 26 | 0 | 5 | 5 | 8 | 13 |
| 62 | Darby Llewellyn | F | 6-0 | 190 | 10 | 1 | 1 | 2 | 18 | 1 |
| 67 | Mitch Lewandowski | F | 5-9 | 183 | 11 | 3 | 8 | 11 | 2 | 4 |
| 77 | Colby Ambrosio | F | 5-9 | 184 | 23 | 7 | 3 | 10 | 12 | -1 |
| 78 | Tanner Kelly | F | 5-10 | 180 | 25 | 8 | 7 | 15 | 10 | 6 |
| 79 | Nate Roy | F | 6-1 | 193 | 21 | 3 | 2 | 5 | 6 | -2 |

Team Staff

| | |
|------------------|-------------------------|
| Ray Harris | President |
| Kristin Ropp | General Manager |
| Riley Weselowski | Head Coach |
| Louie Caporusso | Assistant Coach |
| Rob Couturier | Goaltending/Video Coach |

| | |
|------------------|----------------------|
| Joseph D. Napoli | President |
| Neil Neukam | General Manager |
| Pat Mikesch | Head Coach |
| Brent Bain | Associate Head Coach |
| Chaz Reddekopp | Assistant Coach |

TEAM STATISTICAL COMPARISON

| TEAM | Avg. Goals For: | Avg. Goals Against: | Avg. Shots For: | Avg. Shots Against: | Power Play Pct: | Penalty Killing Pct: |
|------------|---------------------|---------------------|-----------------|---------------------|-----------------|----------------------|
| Cincinnati | 3.3 | 3.5 | 28.7 | 30.7 | 23.0% | 75.8% |
| Toledo | 3.8 | 2.6 | 31.0 | 27.2 | 31.3% | 82.1% |
| Referee: | Ibrahim Arifi (#46) | | Linesman: | Will Glick (#40) | | |
| Referee 2: | | | Linesman: | Quinn Schafer (#49) | | |

Next Home Game: Jan 16, 2026 7:35 pm vs Rapid City Rush



Toledo Walleye Game Notes

Saturday, January 3rd, 2026 | 4:05 PM EST

Next Game: Sunday, January 4th vs. Bloomington



Toledo Walleye (17-5-2-2)

VS.

Cincinnati Cyclones (14-10-3-0)

Walleye Watch

Moving That Glove Like a Cyclone: The Toledo Walleye posted a 4-0 shutout win over the Cincinnati Cyclones on Friday night at the Heritage Bank Center. **Carter Gylander** blocked all 29 shots on goal from the hosts in the win. **Colby Ambrosio** added his seventh goal of the season to start the scoring, and it wound up the game-winner. **Denis Smirnov** added his second tally in as many games on the power play, **Brandon Hawkins** buried his 16th goal of the season, and **Jed Pietila** added a shorthanded goal for his first of the season. The shorthanded goal marked the 11th this season for the Fish, a franchise record. **Will Hillman** earned the primary assist on the shorthanded goal, his eighth shorthanded point of the season (3G, 5A). He is one point shy of tying the Walleye career record for shorthanded points (Alden Hirschfeld, 9 Pts, 6G, 3A) and broke the single season record for most shorthanded points back on 11/18 in the very same building (Mitch Lewandowski, 5, 2023-24).

Special Teams Specialists: The Toledo Walleye have been dominant on both ends of man-advantages. The Fish boast the best power-play unit in the league at 31.3%, and that remains true both at home (30.8%) and on the road (31.8%). The Walleye penalty kill has been dominant at home, placing 2nd in the ECHL at 90.7%, trailing only Greensboro (95.5). The Walleye PK unit has struggled on the road, ranking 28th (73.2%), which anchors their overall PK to 17th at 82.1%. However, the penalty killing unit is only at -3 on the road. In last night's game, **Jed Pietila** landed the team's 11th shorthanded goal of the season, a team single-season franchise record. A whopping **eight** of those eleven shorthanded strikes have come on the road, heavily combatting the 11 power-play goals allowed in those situations. The team has tied the single-season franchise record for shorthanded points (24, 2009-10) and needs just one more shorthanded assist to tie for most team shorthanded assists, as the 2009-10 team had 10 shorthanded goals and 14 shorthanded assists.

Unstoppable in December: In December, the Walleye posted a 7-0-1-0 record and collected at least a point in every game, outscoring opponents 37-20 (+17). **Brandon Hawkins'** point total in December was 17 with 9 goals and 8 assists, including 7 points 12/19-12/20 against Iowa. **Riley McCourt** had 10 points during the last page of the calendar, including a goal and nine assists. **Mitch Lewandowski** (3 goal, 7 assists) had 10 points on the month, while **Tanner Kelly** (5 goals, 4 assists) and **Denis Smirnov** (3 goals, 6 assists) each had nine points in that span. **Nolan Lalonde** had a 2.57 GAA in 187 minutes of playing time in December, posting a .918 save percentage. **Carter Gylander** posted a .908 save percentage in his three games in December. Walleye goaltenders only allowed more than two goals three times in the team's eight games last month.

Standouts: **Riley McCourt** ties for second among all ECHL defensemen with 21 assists, and 5th in that category in points (24). He also has points in seven of his last eight games, and broke Simon Denis' franchise defenseman scoring record (100 pts) with an assist in Wednesday's game. **Will Hillman** tallied his league-leading eighth shorthanded point and fifth shorthanded assist, which continue to build on his franchise single-season records in both categories. **Brandon Hawkins** lit the lamp on Friday, tying him for the league lead in goals with 16 (Brendan Hoffmann, Idaho), and he sits one assist off the ECHL lead with 24 (Marcus Crawford, Kansas City). "The Mayor" leads the league as the only 40-point player, boasting six more points than the next closest (Sloan Stanick, Tahoe, 34). **Nolan Lalonde** ranks 10th in the ECHL, and 2nd among rookie goaltenders (min. 540 mins) in GAA at the end of Saturday's games with a 2.37 GAA in 12 games.

Sellouts on Sellouts: Walleye fans have packed the Huntington Center night-in and night-out as the team approaches 100 consecutive sellouts, bringing the team's franchise-record sellout streak to 93 games with last weekend's games against Iowa. Toledo's average attendance ranks second in the ECHL, drawing around 8,080 fans per game (Jacksonville is the only team averaging higher, at 8,775 fans per game). The Walleye also currently hold the highest average attendance figure relative to arena capacity among affiliated minor league hockey teams (AHL and ECHL) at **108.8%**. The all-time ECHL record for consecutive sellouts currently stands at 140 games, reached by Colorado from 2011 to 2015.

This Day in Toledo Hockey History: The Walleye are a perfect 5-0 on January 3rd. Last year at the Allen County War Memorial Coliseum, the Fish edged the Fort Wayne Komets, 4-3, rallying from a 2-0 deficit less than five minutes into the contest. Netminder Carter Gylander got the start after Jan Bednar fell ill. Toledo received a pair of goals from Mitchell Lewandowski, one from Stephen Calisti - who scored in his first appearance in a Walleye uniform - and the eventual game winner from Sam Craggs on the power-play from the slot. The Walleye were outshot 47-32, with Gylander seeing 39 of those shots in the final two periods.

Toledo Walleye at a Glance

| | |
|---|------------------------------|
| Overall Record: 17-5-2-2 | Home Record: 9-2-1-1 |
| January Record: 1-0-0-0 | Road Record: 8-3-1-1 |
| Season Game #26 | Road Game #14 |
| Current Streak: 8 W / 9 Unbeaten | Longest Win Streak: 7 |
| Home Streak: 4 W / 5 Unbeaten | Road Streak: 4 W |

Walleye vs. the Cyclones

2025-26 Record: 4-0-1-0

2025-26 Record at Home: 1-0-0-0

2025-26 Record at Cincinnati: 3-0-1-0

All-Time ECHL Record vs. Cincinnati: 114-69-18

2025-26 Game Logs (15 Games)

| Game Date | Site | Score | Notes |
|-----------|------------|---------|--------------------|
| 11/12/25 | Toledo | 3-2 W | McCourt GWG |
| 11/14/25 | Cincinnati | 5-2 W | Dickinson 2G |
| 11/18/25 | Cincinnati | 5-4 OTL | Smirnov 2G |
| 11/26/25 | Cincinnati | 3-2 OTW | Hawkins GWG/OT, 2A |
| 1/2/26 | Cincinnati | 4-0 W | Gylander 29/29 SV |
| 1/3/26 | Cincinnati | | |
| 1/25/26 | Toledo | | |
| 2/1/26 | Cincinnati | | |
| 2/6/26 | Toledo | | |
| 2/13/26 | Cincinnati | | |
| 2/14/26 | Toledo | | |
| 2/25/26 | Cincinnati | | |
| 3/6/26 | Toledo | | |
| 4/10/26 | Toledo | | |
| 4/11/26 | Cincinnati | | |

Players to Watch

TOL - F Brandon Hawkins (16G, 24A)

CIN - F Ben King (8G, 19A)

Team Streaks:

Over Last 5 Games: 5-0-0-0

Over Last 10 Games: 8-1-1-0

Over Last 15 Games: 10-2-1-2

Over Last 20 Games: 13-3-2-2

Player Streaks:

Current Goal Streak: Denis Smirnov (2)

Current Assist Streak: Riley McCourt (4)

Current Point Streak: Smirnov (7), Hawkins, Lewandowski, McCourt (4)

Current Win Streak: Carter Gylander, Nolan Lalonde (3)

Team Leaders:

Goals: Brandon Hawkins (16)

Assists: Brandon Hawkins (24)

Points: Brandon Hawkins (40)

Penalty Minutes: Colin Swoyer (25)

Goaltender Breakdown:

| Goaltender | GP | Record | Minutes | GAA | SVP | GA | SV | SO |
|------------|----|---------|---------|------|-------|----|-----|----|
| Gylander | 10 | 6-3-1-0 | 601:31 | 2.69 | 0.907 | 27 | 262 | 1 |
| Jurusik | 1 | 1-0-0-0 | 60:00 | 2.00 | 0.944 | 2 | 34 | 0 |
| Lalonde | 12 | 7-1-1-2 | 734:14 | 2.37 | 0.906 | 29 | 281 | 0 |
| Soulière | 4 | 3-1-0-0 | 188:58 | 2.22 | 0.900 | 7 | 63 | 0 |

A Look at the Central Division

| Team | W | L | OTL | SOL | PTS |
|-------------|----|----|-----|-----|-----|
| Toledo | 17 | 5 | 2 | 2 | 38 |
| Fort Wayne | 16 | 7 | 5 | 0 | 37 |
| Bloomington | 14 | 10 | 2 | 2 | 32 |
| Cincinnati | 14 | 10 | 3 | 0 | 31 |
| Indy | 12 | 11 | 3 | 1 | 28 |
| Kalamazoo | 10 | 12 | 2 | 1 | 23 |
| Iowa | 8 | 18 | 2 | 0 | 18 |



TODAY

Preview of Games for Jan. 3, 2026



Savannah Ghost Pirates (11-13-3) at Trois-Rivières Lions (13-9-3) 3 p.m. ET

- Bryce Brodzinski leads Savannah with 20 points (6g-14a).
- Trois-Rivières' Benjamin Gaudreau has allowed 11 goals in his last six appearances.
- Ghost Pirates are fifth with 32.81 shots per game.
- Lions are 8-1-3 when leading after one period.

Toledo Walleye (17-5-4) at Cincinnati Cyclones (14-10-3) 4 p.m. ET

- Toledo's Denis Smirnov is on a seven-game point streak (4g-6a).
- Cincinnati's Ryan Kirwan leads rookies with 14 goals.
- Walleye are 8-3-2 on the road.
- Cyclones are 9-2-3 in one-goal games.

Adirondack Thunder (15-8-4) at Maine Mariners (11-9-5) 6 p.m. ET

- Adirondack's Brannon McManus is on a seven-game point streak (2g-5a).
- Jacob Perreault leads Maine against the Thunder with two goals and three points.
- Thunder have outscored their opponents 18-8 during four-game winning streak.
- Mariners have allowed a league-low 10 goals in the first period.

Orlando Solar Bears (10-15-3) at Florida Everblades (20-6-2) 7 p.m. ET

- Orlando's Jack Adams is on a four-game point streak (3g-3a).
- Florida's Cam Johnson has made 29 or more saves in four consecutive appearances.
- Solar Bears are third on the power play on the road at 24.2 percent (16-for-66).
- Everblades are 13-2-1 when scoring first.

Kalamazoo Wings (10-12-3) at Indy Fuel (12-11-4) 7 p.m. ET

- Kalamazoo's Derek Daschke is on a three-game goal streak (3g).
- Indy's Matt Petgrave has seven points (3g-4a) in his last four games.
- K-Wings are 8-3-3 in one-goal games.
- Fuel have scored 14 goals in their last four games (3-0-1).

Greenville Swamp Rabbits (11-12-4) at Jacksonville Icemen (13-14-0) 7 p.m. ET

- Greenville's Keaton Mastrodonato has four goals in his last four games.
- Jacksonville's Garrett Van Wyhe has seven points (5g-2a) in his last seven games.
- Swamp Rabbits are 5-1-0 when leading after one period.
- Icemen are 3-0-0 in games decided in overtime or a shootout.

Fort Wayne Komets (16-7-5) at Kansas City Mavericks (19-7-2) 6:05 p.m. CT

- Fort Wayne's Blake Murray has seven points (3g-4a) in his last six games.
- Kansas City's Marcus Crawford leads defensemen with 30 points (5g-25a).
- Komets are 13-5-2 when outshooting their opponent.
- Mavericks have outscored their opponents 38-23 in the third period.

Utah Grizzlies (13-13-3) at Wichita Thunder (12-11-5) 6:05 p.m. CT

- Utah's Danny Dzhaniev has 14 points (6g-8a) in his last 11 games.
- Wichita's Kyle Crnkovic has multiple points in nine of his last 13 games.
- Grizzlies are 8-0-2 when leading after two periods.
- Thunder are tied for third with eight games decided in overtime or a shootout.

Reading Royals (16-11-3) at Norfolk Admirals (8-19-2) 7:05 p.m. ET

- Reading's Ben Meehan is third among rookie defensemen with 18 points (4g-14a).
- Norfolk's Kristóf Papp is on a four-game goal streak (4g).
- Royals are 8-2-3 in one-goal games.
- Admirals are 7-1-1 when leading after two periods.

Bloomington Bison (14-10-4) at Wheeling Nailers (21-7-1) 7:10 p.m. ET

- Eddie Matsushima leads Bloomington with 13 goals.
- Wheeling's Matty De St. Phalle is on a three-game point streak (1g-3a).
- Bison are 10-1-0 when leading after two periods.
- Nailers are 10-2-1 at home, outscoring their opponents 46-30.

Greensboro Gargoyles (7-13-6) at Atlanta Gladiators (20-6-0) 7:10 p.m. ET

- Greensboro's Ethan Leyh is tied for seventh among rookies with 20 points (6g-14a).
- Atlanta's T.J. Semptimphelter has allowed two goals or less in six consecutive appearances.
- Gargoyles are tied for third with eight games decided in overtime or a shootout.
- Gladiators are 11-2-0 in their last 13 games.

Iowa Heartlanders (8-18-2) at Tulsa Oilers (10-18-0) 7:05 p.m. CT

- Jaxon Nelson leads Iowa with 17 points (9g-8a).
- Tulsa's Coulson Pitre is on a three-game goal streak (3g).
- Heartlanders are 5-2-1 when leading after two periods.
- Oilers are third on the power play at 24.7 percent (19-for-77).

Rapid City Rush (13-14-2) at Idaho Steelheads (19-8-3) 7:10 p.m. MT

- Rapid City's Connor Murphy has made 31 or more saves in each of his last four appearances.
- Idaho's Liam Malmquist is third among rookies with 12 goals.
- Rush are 6-0-1 when leading after one period.
- Steelheads are 13-2-2 in their last 17 games.

Allen Americans (14-11-3) at Tahoe Knight Monsters (17-11-3) 7 p.m. PT

- Allen's Sam Sedley is tied for sixth among defensemen with 20 points (2g-18a).
- Tahoe's Casey Bailey is on a three-game point streak (4g-2a).
- Americans are 11-5-2 when outshot by their opponent.
- Knight Monsters have outscored their opponents 37-21 in the first period.

Standings

| Eastern North | | | | | | | | | | | | | | | | | | | |
|------------------|--------------------------|----|----|----|----|-----|-----|-----|-------|----|-----|-----|----|-----|-----|----------|----------|---------|---------|
| Rank | Team | GP | GR | W | L | OTL | SOL | PTS | PCT | GF | GA | PIM | RW | ROW | S/O | Home | Away | P10 | STK |
| 1 | Wheeling Nailers | 29 | 43 | 21 | 7 | 1 | 0 | 43 | 0.741 | 93 | 66 | 394 | 17 | 20 | 1-0 | 10-2-1-0 | 11-5-0-0 | 6-4-0-0 | 1-0-0-0 |
| 2 | Reading Royals | 30 | 42 | 16 | 11 | 3 | 0 | 35 | 0.583 | 87 | 86 | 394 | 12 | 14 | 2-0 | 10-5-0-0 | 6-6-3-0 | 7-2-1-0 | 1-0-1-0 |
| 3 | Adirondack Thunder | 27 | 45 | 15 | 8 | 3 | 1 | 34 | 0.630 | 74 | 68 | 399 | 9 | 13 | 2-1 | 9-3-1-1 | 6-5-2-0 | 7-2-1-0 | 4-0-0-0 |
| 4 | Trois-Rivières Lions | 25 | 47 | 13 | 9 | 0 | 3 | 29 | 0.580 | 71 | 62 | 387 | 11 | 13 | 0-3 | 11-3-0-1 | 2-6-0-2 | 5-4-0-1 | 0-1-0-0 |
| 5 | Worcester Railers | 27 | 45 | 13 | 12 | 1 | 1 | 28 | 0.519 | 71 | 78 | 400 | 10 | 13 | 0-1 | 7-7-0-1 | 6-5-1-0 | 6-4-0-0 | 0-1-0-0 |
| 6 | Maine Mariners | 25 | 47 | 11 | 9 | 4 | 1 | 27 | 0.540 | 67 | 64 | 329 | 10 | 10 | 1-1 | 5-3-2-1 | 6-6-2-0 | 3-5-2-0 | 0-4-1-0 |
| 7 | Greensboro Gargoyles | 26 | 46 | 7 | 13 | 5 | 1 | 20 | 0.385 | 59 | 86 | 245 | 5 | 6 | 1-1 | 3-8-3-1 | 4-5-2-0 | 2-6-2-0 | 0-1-1-0 |
| 8 | Norfolk Admirals | 29 | 43 | 8 | 19 | 2 | 0 | 18 | 0.310 | 73 | 110 | 405 | 5 | 8 | 0-0 | 5-8-1-0 | 3-11-1-0 | 3-7-0-0 | 1-0-0-0 |
| South Central | | | | | | | | | | | | | | | | | | | |
| Rank | Team | GP | GR | W | L | OTL | SOL | PTS | PCT | GF | GA | PIM | RW | ROW | S/O | Home | Away | P10 | STK |
| 1 | Florida Everblades | 28 | 44 | 20 | 6 | 1 | 1 | 42 | 0.750 | 93 | 57 | 360 | 17 | 20 | 0-1 | 8-3-0-1 | 12-3-1-0 | 9-1-0-0 | 3-0-0-0 |
| 2 | Atlanta Gladiators | 26 | 46 | 20 | 6 | 0 | 0 | 40 | 0.769 | 85 | 53 | 245 | 15 | 20 | 0-0 | 11-2-0-0 | 9-4-0-0 | 8-2-0-0 | 4-0-0-0 |
| 3 | South Carolina Stingrays | 31 | 41 | 19 | 11 | 1 | 0 | 39 | 0.629 | 90 | 87 | 466 | 17 | 19 | 0-0 | 10-3-0-0 | 9-8-1-0 | 7-3-0-0 | 2-0-0-0 |
| 4 | Jacksonville Icemen | 27 | 45 | 13 | 14 | 0 | 0 | 26 | 0.481 | 74 | 87 | 258 | 10 | 12 | 1-0 | 7-6-0-0 | 6-8-0-0 | 4-6-0-0 | 0-2-0-0 |
| 5 | Greenville Swamp Rabbits | 27 | 45 | 11 | 12 | 4 | 0 | 26 | 0.481 | 73 | 79 | 304 | 9 | 10 | 1-0 | 7-9-1-0 | 4-3-3-0 | 3-5-2-0 | 0-3-1-0 |
| 6 | Savannah Ghost Pirates | 27 | 45 | 11 | 13 | 2 | 1 | 25 | 0.463 | 80 | 80 | 342 | 10 | 11 | 0-1 | 5-5-2-1 | 6-8-0-0 | 4-6-0-0 | 1-0-0-0 |
| 7 | Orlando Solar Bears | 28 | 44 | 10 | 15 | 2 | 1 | 23 | 0.411 | 71 | 84 | 404 | 10 | 10 | 0-1 | 4-6-0-0 | 6-9-2-1 | 4-3-2-1 | 0-1-0-0 |
| Western Mountain | | | | | | | | | | | | | | | | | | | |
| Rank | Team | GP | GR | W | L | OTL | SOL | PTS | PCT | GF | GA | PIM | RW | ROW | S/O | Home | Away | P10 | STK |
| 1 | Toledo Walleye | 26 | 46 | 17 | 5 | 2 | 2 | 38 | 0.731 | 98 | 68 | 235 | 15 | 17 | 0-2 | 9-2-1-1 | 8-3-1-1 | 8-1-1-0 | 8-0-1-0 |
| 2 | Fort Wayne Komets | 28 | 44 | 16 | 7 | 5 | 0 | 37 | 0.661 | 95 | 70 | 326 | 13 | 15 | 1-0 | 5-4-2-0 | 11-3-3-0 | 3-3-4-0 | 0-1-3-0 |
| 3 | Bloomington Bison | 28 | 44 | 14 | 10 | 2 | 2 | 32 | 0.571 | 87 | 89 | 418 | 10 | 12 | 2-2 | 6-7-1-1 | 8-3-1-1 | 5-5-0-0 | 0-1-0-0 |
| 4 | Cincinnati Cyclones | 27 | 45 | 14 | 10 | 3 | 0 | 31 | 0.574 | 88 | 94 | 317 | 7 | 14 | 0-0 | 5-5-2-0 | 9-5-1-0 | 5-3-2-0 | 0-1-0-0 |
| 5 | Indy Fuel | 27 | 45 | 12 | 11 | 3 | 1 | 28 | 0.519 | 71 | 80 | 341 | 9 | 11 | 1-1 | 7-7-2-1 | 5-4-1-0 | 5-4-1-0 | 3-0-1-0 |
| 6 | Kalamazoo Wings | 25 | 47 | 10 | 12 | 2 | 1 | 23 | 0.460 | 74 | 90 | 313 | 6 | 9 | 1-1 | 4-8-1-1 | 6-4-1-0 | 5-3-1-1 | 0-1-0-0 |
| 7 | Iowa Heartlanders | 28 | 44 | 8 | 18 | 2 | 0 | 18 | 0.321 | 72 | 107 | 340 | 5 | 7 | 1-0 | 3-11-1-0 | 5-7-1-0 | 1-9-0-0 | 0-7-0-0 |

x = Clinched Playoff Position
y = Clinched Division
z = Regular Season Champion

Friday, January 2 2026

Toledo 4 at Cincinnati 0 (Final)
Orlando 2 at Florida 3 (Final)
South Carolina 3 at Greensboro 1 (Final)
Atlanta 7 at Greenville 4 (Final)
Rapid City 1 at Idaho 3 (Final)
Bloomington 0 at Indy 5 (Final)
Fort Wayne 2 at Kansas City 3 (Final OT1)
Adirondack 4 at Maine 1 (Final)
Reading 3 at Norfolk 4 (Final OT1)
Allen 0 at Tahoe 5 (Final)
Savannah 2 at Trois-Rivières 1 (Final)
Iowa 2 at Tulsa 4 (Final)
Worcester 2 at Wheeling 3 (Final)
Utah 6 at Wichita 7 (Final OT1)

Saturday, January 3 2026

Savannah at Trois-Rivières 3:00 PM EST
Toledo at Cincinnati 4:05 PM EST
Adirondack at Maine 6:00 PM EST
Orlando at Florida 7:00 PM EST
Kalamazoo at Indy 7:00 PM EST
Greenville at Jacksonville 7:00 PM EST
Fort Wayne at Kansas City 6:05 PM CST
Reading at Norfolk 7:05 PM EST
Utah at Wichita 6:05 PM CST
Greensboro at Atlanta 7:10 PM EST
Bloomington at Wheeling 7:10 PM EST
Iowa at Tulsa 7:05 PM CST
Rapid City at Idaho 7:10 PM MST
Allen at Tahoe 7:00 PM PST

Sunday, January 4 2026

Indy at Kalamazoo 3:00 PM EST
Trois-Rivières at Maine 3:00 PM EST
Greensboro at South Carolina 3:05 PM EST
Kansas City at Tulsa 3:05 PM CST
Bloomington at Toledo 5:15 PM EST
Allen at Tahoe 3:00 PM PST

Conference Standings

| Eastern | | | | | | | | | | | | | | | | | | |
|---------|--------------------------|----|----|----|----|-----|-----|-----|-------|-----|-----|-----|----|-----|----------|----------|---------|---------|
| Rank | Team | GP | GR | W | L | OTL | SOL | PTS | PCT | GF | GA | S/O | RW | ROW | Home | Away | P10 | STK |
| 1 | Wheeling Nailers | 29 | 43 | 21 | 7 | 1 | 0 | 43 | 0.741 | 93 | 66 | 1-0 | 17 | 20 | 10-2-1-0 | 11-5-0-0 | 6-4-0-0 | 1-0-0-0 |
| 2 | Florida Everblades | 28 | 44 | 20 | 6 | 1 | 1 | 42 | 0.750 | 93 | 57 | 0-1 | 17 | 20 | 8-3-0-1 | 12-3-1-0 | 9-1-0-0 | 3-0-0-0 |
| 3 | Atlanta Gladiators | 26 | 46 | 20 | 6 | 0 | 0 | 40 | 0.769 | 85 | 53 | 0-0 | 15 | 20 | 11-2-0-0 | 9-4-0-0 | 8-2-0-0 | 4-0-0-0 |
| 4 | South Carolina Stingrays | 31 | 41 | 19 | 11 | 1 | 0 | 39 | 0.629 | 90 | 87 | 0-0 | 17 | 19 | 10-3-0-0 | 9-8-1-0 | 7-3-0-0 | 2-0-0-0 |
| 5 | Reading Royals | 30 | 42 | 16 | 11 | 3 | 0 | 35 | 0.583 | 87 | 86 | 2-0 | 12 | 14 | 10-5-0-0 | 6-6-3-0 | 7-2-1-0 | 1-0-1-0 |
| 6 | Adirondack Thunders | 27 | 45 | 15 | 8 | 3 | 1 | 34 | 0.630 | 74 | 68 | 2-1 | 9 | 13 | 9-3-1-1 | 6-5-2-0 | 7-2-1-0 | 4-0-0-0 |
| 7 | Trois-Rivières Lions | 25 | 47 | 13 | 9 | 0 | 3 | 29 | 0.580 | 71 | 62 | 0-3 | 11 | 13 | 11-3-0-1 | 2-6-0-2 | 5-4-0-1 | 0-1-0-0 |
| 8 | Worcester Railers | 27 | 45 | 13 | 12 | 1 | 1 | 28 | 0.519 | 71 | 78 | 0-1 | 10 | 13 | 7-7-0-1 | 6-5-1-0 | 6-4-0-0 | 0-1-0-0 |
| 9 | Maine Mariners | 25 | 47 | 11 | 9 | 4 | 1 | 27 | 0.540 | 67 | 64 | 1-1 | 10 | 10 | 5-3-2-1 | 6-6-2-0 | 3-5-2-0 | 0-4-1-0 |
| 10 | Jacksonville Icemen | 27 | 45 | 13 | 14 | 0 | 0 | 26 | 0.481 | 74 | 87 | 1-0 | 10 | 12 | 7-6-0-0 | 6-8-0-0 | 4-6-0-0 | 0-2-0-0 |
| 11 | Greenville Swamp Rabbits | 27 | 45 | 11 | 12 | 4 | 0 | 26 | 0.481 | 73 | 79 | 1-0 | 9 | 10 | 7-9-1-0 | 4-3-3-0 | 3-5-2-0 | 0-3-1-0 |
| 12 | Savannah Ghost Pirates | 27 | 45 | 11 | 13 | 2 | 1 | 25 | 0.463 | 80 | 80 | 0-1 | 10 | 11 | 5-5-2-1 | 6-8-0-0 | 4-6-0-0 | 1-0-0-0 |
| 13 | Orlando Solar Bears | 28 | 44 | 10 | 15 | 2 | 1 | 23 | 0.411 | 71 | 84 | 0-1 | 10 | 10 | 4-6-0-0 | 6-9-2-1 | 4-3-2-1 | 0-1-0-0 |
| 14 | Greensboro Gargoyles | 26 | 46 | 7 | 13 | 5 | 1 | 20 | 0.385 | 59 | 86 | 1-1 | 5 | 6 | 3-8-3-1 | 4-5-2-0 | 2-6-2-0 | 0-1-1-0 |
| 15 | Norfolk Admirals | 29 | 43 | 8 | 19 | 2 | 0 | 18 | 0.310 | 73 | 110 | 0-0 | 5 | 8 | 5-8-1-0 | 3-11-1-0 | 3-7-0-0 | 1-0-0-0 |
| Western | | | | | | | | | | | | | | | | | | |
| Rank | Team | GP | GR | W | L | OTL | SOL | PTS | PCT | GF | GA | S/O | RW | ROW | Home | Away | P10 | STK |
| 1 | Idaho Steelheads | 30 | 42 | 19 | 8 | 3 | 0 | 41 | 0.683 | 107 | 90 | 2-0 | 15 | 17 | 11-5-0-0 | 8-3-3-0 | 8-1-1-0 | 2-0-0-0 |
| 2 | Kansas City Mavericks | 28 | 44 | 19 | 7 | 1 | 1 | 40 | 0.714 | 95 | 75 | 0-1 | 17 | 19 | 10-6-0-0 | 9-1-1-1 | 7-1-1-1 | 4-0-0-0 |
| 3 | Toledo Walleye | 26 | 46 | 17 | 5 | 2 | 2 | 38 | 0.731 | 98 | 68 | 0-2 | 15 | 17 | 9-2-1-1 | 8-3-1-1 | 8-1-1-0 | 8-0-1-0 |
| 4 | Tahoe Knight Monsters | 31 | 41 | 17 | 11 | 1 | 2 | 37 | 0.597 | 113 | 99 | 0-2 | 16 | 17 | 9-6-0-1 | 8-5-1-1 | 4-4-0-2 | 3-0-0-1 |
| 5 | Fort Wayne Komets | 28 | 44 | 16 | 7 | 5 | 0 | 37 | 0.661 | 95 | 70 | 1-0 | 13 | 15 | 5-4-2-0 | 11-3-3-0 | 3-3-4-0 | 0-1-3-0 |
| 6 | Bloomington Bison | 28 | 44 | 14 | 10 | 2 | 2 | 32 | 0.571 | 87 | 89 | 2-2 | 10 | 12 | 6-7-1-1 | 8-3-1-1 | 5-5-0-0 | 0-1-0-0 |
| 7 | Allen Americans | 28 | 44 | 14 | 11 | 3 | 0 | 31 | 0.554 | 93 | 90 | 1-0 | 13 | 13 | 8-4-1-0 | 6-7-2-0 | 6-4-0-0 | 0-1-0-0 |
| 8 | Cincinnati Cyclones | 27 | 45 | 14 | 10 | 3 | 0 | 31 | 0.574 | 88 | 94 | 0-0 | 7 | 14 | 5-5-2-0 | 9-5-1-0 | 5-3-2-0 | 0-1-0-0 |
| 9 | Utah Grizzlies | 29 | 43 | 13 | 13 | 3 | 0 | 29 | 0.500 | 97 | 99 | 0-0 | 12 | 13 | 3-7-1-0 | 10-6-2-0 | 5-4-1-0 | 2-0-1-0 |
| 10 | Wichita Thunder | 28 | 44 | 12 | 11 | 3 | 2 | 29 | 0.518 | 83 | 85 | 1-2 | 9 | 11 | 6-4-2-2 | 6-7-1-0 | 5-3-1-1 | 1-0-1-0 |
| 11 | Indy Fuel | 27 | 45 | 12 | 11 | 3 | 1 | 28 | 0.519 | 71 | 80 | 1-1 | 9 | 11 | 7-7-2-1 | 5-4-1-0 | 5-4-1-0 | 3-0-1-0 |
| 12 | Rapid City Rush | 29 | 43 | 13 | 14 | 2 | 0 | 28 | 0.483 | 86 | 99 | 2-0 | 8 | 11 | 6-7-1-0 | 7-7-1-0 | 5-5-0-0 | 0-1-0-0 |
| 13 | Kalamazoo Wings | 25 | 47 | 10 | 12 | 2 | 1 | 23 | 0.460 | 74 | 90 | 1-1 | 6 | 9 | 4-8-1-1 | 6-4-1-0 | 5-3-1-1 | 0-1-0-0 |
| 14 | Tulsa Oilers | 28 | 44 | 10 | 18 | 0 | 0 | 20 | 0.357 | 75 | 113 | 0-0 | 9 | 10 | 6-10-0-0 | 4-8-0-0 | 3-7-0-0 | 1-0-0-0 |
| 15 | Iowa Heartlanders | 28 | 44 | 8 | 18 | 2 | 0 | 18 | 0.321 | 72 | 107 | 1-0 | 5 | 7 | 3-11-1-0 | 5-7-1-0 | 1-9-0-0 | 0-7-0-0 |

* Division Leader
x = Clinched Playoff Position
y = Clinched Division
z = Regular Season Champion

Attendance Report

| Team | Yesterday | Total | Games | Average |
|----------------|-----------|---------|-------|---------|
| Jacksonville | | 114086 | 13 | 8776 |
| Toledo | | 104394 | 13 | 8030 |
| Orlando | | 79081 | 10 | 7908 |
| Fort Wayne | | 84913 | 11 | 7719 |
| Savannah | | 97305 | 13 | 7485 |
| Cincinnati | 7956 | 84597 | 12 | 7050 |
| Tulsa | 5448 | 111410 | 16 | 6963 |
| Florida | 6417 | 76460 | 12 | 6372 |
| Greensboro | 7268 | 90561 | 15 | 6037 |
| Idaho | 5208 | 82537 | 16 | 5159 |
| Allen | | 66475 | 13 | 5113 |
| Greenville | 5011 | 85741 | 17 | 5044 |
| Norfolk | 5010 | 65502 | 14 | 4679 |
| South Carolina | | 60520 | 13 | 4655 |
| Indy | 6302 | 77872 | 17 | 4581 |
| Wichita | 2637 | 60442 | 14 | 4317 |
| Maine | 4229 | 47365 | 11 | 4306 |
| Adirondack | | 60045 | 14 | 4289 |
| Kansas City | 4276 | 67921 | 16 | 4245 |
| Atlanta | | 52377 | 13 | 4029 |
| Utah | | 42121 | 11 | 3829 |
| Tahoe | 4203 | 57889 | 16 | 3618 |
| Worcester | | 52063 | 15 | 3471 |
| Rapid City | | 45118 | 14 | 3223 |
| Kalamazoo | | 40624 | 14 | 2902 |
| Bloomington | | 42467 | 15 | 2831 |
| Reading | | 38405 | 15 | 2560 |
| Wheeling | 1972 | 32511 | 13 | 2501 |
| Trois-Rivières | 1863 | 30187 | 15 | 2012 |
| Iowa | | 20361 | 15 | 1357 |
| League | 67800 | 1971350 | 416 | 4739 |

Leaders (Overall)

Top 20 Scorers

| Rank | Player | Team | GP | G | A | PTS |
|------|----------------------|------|----|----|----|-----|
| 1 | Brandon Hawkins | TOL | 26 | 16 | 24 | 40 |
| 2 | Sloan Stanick | TAH | 29 | 15 | 19 | 34 |
| 3 | Spencer Kersten | ORL | 26 | 15 | 18 | 33 |
| 4 | Kyle Crnkovic | WIC | 28 | 14 | 17 | 31 |
| 5 | Casey Bailey | TAH | 31 | 13 | 18 | 31 |
| 6 | Louis Boudon | ATL | 25 | 12 | 18 | 30 |
| 7 | Kyle Jackson | BLM | 23 | 11 | 19 | 30 |
| 8 | Marcus Crawford | KC | 28 | 5 | 25 | 30 |
| 9 | Jalen Luypen | SC | 26 | 13 | 16 | 29 |
| 10 | Brendan Hoffmann | IDH | 28 | 16 | 12 | 28 |
| 11 | Ryan Wagner | RC | 29 | 12 | 16 | 28 |
| 12 | Simon Pinard | SC | 30 | 7 | 21 | 28 |
| 13 | * Danny Dzhaniev | UTA | 29 | 11 | 16 | 27 |
| 14 | Ben King | CIN | 26 | 8 | 19 | 27 |
| 15 | * Ryan Kirwan | CIN | 27 | 14 | 12 | 26 |
| 16 | Devon Paliani | TAH | 31 | 14 | 12 | 26 |
| 17 | Brayden Watts | ALN | 28 | 11 | 15 | 26 |
| 18 | Reece Newkirk | ORL | 26 | 9 | 17 | 26 |
| 19 | Several Players Tied | | | | | 25 |

Minor Penalties

| Rank | Player | Team | GP | MinPen |
|------|-----------------|------|----|--------|
| 1 | Jacob Graves | ADK | 27 | 23 |
| 2 | Mikael Robidoux | BLM | 23 | 23 |
| 3 | Connor Doherty | FLA | 26 | 22 |
| 4 | Marcus Crawford | KC | 28 | 19 |
| 5 | Ryan Chyzowski | RC | 29 | 19 |

Power Play Goals

| Rank | Player | Team | GP | PPG |
|------|------------------|------|----|-----|
| 1 | * Ryan Kirwan | CIN | 27 | 9 |
| 2 | Easton Armstrong | TUL | 28 | 8 |
| 3 | Drew Callin | WOR | 25 | 6 |
| 4 | Jack O'Brien | ATL | 26 | 6 |
| 5 | Carson Golder | REA | 29 | 6 |

Shots

| Rank | Player | Team | GP | Shots |
|------|------------------|------|----|-------|
| 1 | Sloan Stanick | TAH | 29 | 119 |
| 2 | * Ryan Kirwan | CIN | 27 | 116 |
| 3 | * Danny Dzhaniev | UTA | 29 | 111 |
| 4 | Casey Bailey | TAH | 31 | 110 |
| 5 | Carson Golder | REA | 29 | 106 |

Game Winning Goals

| Rank | Player | Team | GP | GWG |
|------|----------------------|------|----|-----|
| 1 | Louis Boudon | ATL | 25 | 5 |
| 2 | Several Players Tied | | | 4 |

Shootout Goals

| Rank | Player | Team | SOG | SOA |
|------|----------------------|------|-----|-----|
| 1 | Brannon McManus | ADK | 3 | 3 |
| 2 | Blake Bennett | RC | 2 | 2 |
| 3 | * Zakary Karpa | BLM | 2 | 2 |
| 4 | Kyle Crnkovic | WIC | 2 | 3 |
| 5 | Several Players Tied | | 1 | |

Goals

| Rank | Player | Team | GP | G |
|------|------------------|------|----|----|
| 1 | Brandon Hawkins | TOL | 26 | 16 |
| 2 | Brendan Hoffmann | IDH | 28 | 16 |
| 3 | Sloan Stanick | TAH | 29 | 15 |
| 4 | Spencer Kersten | ORL | 26 | 15 |
| 5 | Reed Lebster | UTA | 29 | 15 |

Assists

| Rank | Player | Team | GP | A |
|------|----------------------|------|----|----|
| 1 | Marcus Crawford | KC | 28 | 25 |
| 2 | Brandon Hawkins | TOL | 26 | 24 |
| 3 | Several Players Tied | | | 21 |

Penalty Minutes

| Rank | Player | Team | GP | PIM |
|------|---------------------------|------|----|-----|
| 1 | Jacob Graves | ADK | 27 | 91 |
| 2 | Mikael Robidoux | BLM | 23 | 86 |
| 3 | Cole Fraser | CIN | 21 | 76 |
| 4 | Ben Hawerchuk | SC | 27 | 64 |
| 5 | * Braidan Simmons-Fischer | ALN | 23 | 63 |

Major Penalties

| Rank | Player | Team | GP | MajPen |
|------|----------------|------|----|--------|
| 1 | Cole Fraser | CIN | 21 | 6 |
| 2 | * Cole Tymkin | WHL | 25 | 5 |
| 3 | Lincoln Hatten | WOR | 27 | 5 |
| 4 | Cade McNelly | TUL | 24 | 5 |
| 5 | Oliver Cooper | FLA | 26 | 5 |

Short Handed Goals

| Rank | Player | Team | GP | SHG |
|------|----------------------|------|----|-----|
| 1 | * John Jaworski | CIN | 27 | 4 |
| 2 | Nolan Moyle | TOL | 9 | 3 |
| 3 | Brett Budgell | BLM | 23 | 3 |
| 4 | * Will Hillman | TOL | 26 | 3 |
| 5 | Several Players Tied | | | 2 |

Shooting Percentage

| Rank | Player | Team | GP | Goals | Shots | PCT |
|------|----------------------|------|----|-------|-------|------|
| 1 | Craig Martin | JAX | 9 | 5 | 13 | 38.5 |
| 2 | Zac Funk | SC | 8 | 5 | 18 | 27.8 |
| 3 | Danny Katic | ALN | 18 | 10 | 39 | 25.6 |
| 4 | Several Players Tied | | | | | 25.0 |

Plus/Minus

| Rank | Player | Team | GP | +/- |
|------|-----------------|------|----|-----|
| 1 | Marcus Crawford | KC | 28 | 28 |
| 2 | Chad Nychuk | ATL | 25 | 18 |
| 3 | Zach Uens | KC | 17 | 16 |
| 4 | Zach Berzolla | FLA | 26 | 16 |
| 5 | Jordan Sambrook | FLA | 28 | 15 |

Shootout Percentage

| Rank | Player | Team | SOG | SOA | SO% |
|------|----------------------|------|-----|-----|-------|
| 1 | Several Players Tied | | | | 100.0 |

Leading Goalies

Top 15 Goalies (by GAA)

| Rank | Player | Team | GP | Mins | W | L | OTL | SOL | SO | GA | GAA | SOW | SOL | SOGA | SOA | SO% | SA | SVS | SV% |
|------|-----------------------|------|----|------|----|---|-----|-----|----|----|------|-----|-----|------|-----|-------|-----|-----|-------|
| 1 | * T.J. Semptimphelter | ATL | 13 | 782 | 10 | 3 | 0 | 0 | 1 | 20 | 1.53 | 0 | 0 | 0 | 0 | 0.000 | 344 | 324 | 0.942 |
| 2 | Connor Ungar | ORL | 11 | 664 | 5 | 1 | 2 | 2 | 2 | 17 | 1.54 | 1 | 2 | 4 | 13 | 0.692 | 305 | 288 | 0.944 |
| 3 | Will Cranley | FLA | 10 | 606 | 9 | 1 | 0 | 0 | 2 | 18 | 1.78 | 0 | 0 | 0 | 0 | 0.000 | 272 | 254 | 0.934 |
| 4 | Hunter Jones | TR | 12 | 631 | 8 | 2 | 0 | 0 | 1 | 20 | 1.90 | 0 | 0 | 0 | 0 | 0.000 | 256 | 236 | 0.922 |
| 5 | Jeremy Brodeur | ADK | 16 | 982 | 11 | 3 | 2 | 0 | 1 | 34 | 2.08 | 2 | 0 | 0 | 5 | 1.000 | 464 | 430 | 0.927 |
| 6 | Cam Johnson | FLA | 16 | 964 | 10 | 4 | 1 | 1 | 0 | 35 | 2.18 | 0 | 1 | 1 | 3 | 0.667 | 402 | 367 | 0.913 |
| 7 | Mitchell Gibson | SC | 11 | 655 | 7 | 4 | 0 | 0 | 1 | 24 | 2.20 | 0 | 0 | 0 | 0 | 0.000 | 305 | 281 | 0.921 |
| 8 | Luke Cavallin | MNE | 16 | 971 | 9 | 5 | 2 | 0 | 2 | 36 | 2.22 | 1 | 0 | 1 | 7 | 0.857 | 457 | 421 | 0.921 |
| 9 | Benjamin Gaudreau | TR | 15 | 856 | 5 | 6 | 0 | 3 | 1 | 33 | 2.31 | 0 | 3 | 4 | 9 | 0.556 | 400 | 367 | 0.918 |
| 10 | * Nolan Lalonde | TOL | 12 | 734 | 7 | 1 | 1 | 2 | 0 | 29 | 2.37 | 0 | 2 | 5 | 7 | 0.286 | 310 | 281 | 0.906 |
| 11 | Brad Arvanitis | MNE | 9 | 551 | 2 | 4 | 2 | 1 | 0 | 22 | 2.40 | 0 | 1 | 2 | 3 | 0.333 | 259 | 237 | 0.915 |
| 12 | Jack LaFontaine | KC | 17 | 1016 | 14 | 2 | 1 | 0 | 1 | 41 | 2.42 | 0 | 0 | 0 | 0 | 0.000 | 449 | 408 | 0.909 |
| 13 | Keith Petruzzelli | REA | 16 | 964 | 6 | 8 | 2 | 0 | 1 | 39 | 2.43 | 1 | 0 | 0 | 3 | 1.000 | 460 | 421 | 0.915 |
| 14 | * Mattias Sholl | GVL | 13 | 743 | 4 | 6 | 2 | 0 | 1 | 31 | 2.50 | 0 | 0 | 0 | 0 | 0.000 | 366 | 335 | 0.915 |
| 15 | Ethan Haider | ATL | 13 | 790 | 10 | 3 | 0 | 0 | 0 | 33 | 2.51 | 0 | 0 | 0 | 0 | 0.000 | 418 | 385 | 0.921 |

Wins

| Rank | Player | Team | W | Rank | Player | Team | SVS |
|------|-----------------------|------|----|------|---------------------|------|-----|
| 1 | Jack LaFontaine | KC | 14 | 1 | Marco Costantini | ALN | 561 |
| 2 | Jeremy Brodeur | ADK | 11 | 2 | * Cameron Whitehead | TAH | 549 |
| 3 | * T.J. Semptimphelter | ATL | 10 | 3 | * Matt Davis | WIC | 538 |
| 4 | Ethan Haider | ATL | 10 | 4 | Connor Murphy | RC | 502 |
| 5 | Cam Johnson | FLA | 10 | 5 | Dylan Wells | UTA | 449 |

Saves

Losses

| Rank | Player | Team | L | Rank | Player | Team | GA | SVS | SV% |
|------|-------------------|------|---|------|-----------------------|------|----|-----|-------|
| 1 | Jon Gillies | ORL | 9 | 1 | Connor Ungar | ORL | 17 | 288 | 0.944 |
| 2 | * Riley Mercer | IA | 9 | 2 | * T.J. Semptimphelter | ATL | 20 | 324 | 0.942 |
| 3 | * Matt Davis | WIC | 8 | 3 | Will Cranley | FLA | 18 | 254 | 0.934 |
| 4 | Keith Petruzzelli | REA | 8 | 4 | * Cameron Whitehead | TAH | 41 | 549 | 0.931 |
| 5 | Alex Worthington | NOR | 8 | 5 | * Matt Davis | WIC | 42 | 538 | 0.928 |

Save Percentage

Mins

| Rank | Player | Team | Mins | Rank | Player | Team | SOW |
|------|--------------------------|------|------|------|--------------------------|------|-----|
| 1 | Marco Costantini | ALN | 1022 | 1 | Jeremy Brodeur | ADK | 2 |
| 2 | Jack LaFontaine | KC | 1016 | 2 | Ben Kraws | IDH | 2 |
| 3 | Jeremy Brodeur | ADK | 982 | 3 | Hugo Ollas | BLM | 2 |
| 4 | Luke Cavallin | MNE | 971 | 4 | Several Goaltenders Tied | | 1 |
| 5 | Several Goaltenders Tied | | 964 | | | | |

Shootout Wins

Shutouts

| Rank | Player | Team | SO | Rank | Player | Team | Saves Att | SO% |
|------|--------------------------|------|----|------|--------------------------|------|-----------|-------|
| 1 | * Samuel Jonsson | FW | 3 | 1 | Several Goaltenders Tied | | | 1.000 |
| 2 | * Owen Flores | IND | 3 | | | | | |
| 3 | Several Goaltenders Tied | | 2 | | | | | |

Shootout Percentage

* indicates rookie

Leaders (Rookies)

Top 20 Scorers

| Rank | Player | Team | GP | G | A | PTS |
|------|------------------------|------|----|----|----|-----|
| 1 | * Danny Dzhaniev | UTA | 29 | 11 | 16 | 27 |
| 2 | * Ryan Kirwan | CIN | 27 | 14 | 12 | 26 |
| 3 | * Jackson Jutting | KC | 28 | 11 | 14 | 25 |
| 4 | * Noah Beck | WIC | 25 | 6 | 19 | 25 |
| 5 | * Isak Walther | ATL | 25 | 13 | 10 | 23 |
| 6 | * Liam Malmquist | IDH | 30 | 12 | 10 | 22 |
| 7 | * Ethan Leyh | GSO | 25 | 6 | 14 | 20 |
| 8 | * Brent Johnson | WHL | 29 | 4 | 16 | 20 |
| 9 | * Trent Swick | TAH | 26 | 11 | 8 | 19 |
| 10 | * Ben Meehan | REA | 30 | 4 | 15 | 19 |
| 11 | * Jack Ricketts | UTA | 23 | 8 | 9 | 17 |
| 12 | * Gunnarwolfe Fontaine | CIN | 27 | 6 | 11 | 17 |
| 13 | * Kaden Bohlsen | SC | 24 | 11 | 5 | 16 |
| 14 | * John Jaworski | CIN | 27 | 8 | 8 | 16 |
| 15 | * Robert Cronin | MNE | 25 | 5 | 11 | 16 |
| 16 | Several Players Tied | | | | | 15 |

Minor Penalties

| Rank | Player | Team | GP | MinPen |
|------|---------------------------|------|----|--------|
| 1 | * Nick Rhéaume | CIN | 27 | 16 |
| 2 | * Samuel Mayer | TAH | 30 | 15 |
| 3 | * Braidan Simmons-Fischer | ALN | 23 | 14 |
| 4 | * Robbie Holmes | IDH | 28 | 14 |
| 5 | * Jack Ricketts | UTA | 23 | 14 |

Power Play Goals

| Rank | Player | Team | GP | PPG |
|------|-----------------|------|----|-----|
| 1 | * Ryan Kirwan | CIN | 27 | 9 |
| 2 | * Riku Ishida | BLM | 20 | 5 |
| 3 | * Brett Moravec | IND | 22 | 4 |
| 4 | * Noah Beck | WIC | 25 | 4 |
| 5 | * Tanner Kelly | TOL | 25 | 4 |

Shots

| Rank | Player | Team | GP | Shots |
|------|-------------------|------|----|-------|
| 1 | * Ryan Kirwan | CIN | 27 | 116 |
| 2 | * Danny Dzhaniev | UTA | 29 | 111 |
| 3 | * Jackson Jutting | KC | 28 | 88 |
| 4 | * Liam Malmquist | IDH | 30 | 82 |
| 5 | * Kaleb Pearson | IDH | 21 | 74 |

Game Winning Goals

| Rank | Player | Team | GP | GWG |
|------|----------------------|------|----|-----|
| 1 | * Zach Urdahl | WHL | 24 | 4 |
| 2 | * Jackson Jutting | KC | 28 | 4 |
| 3 | Several Players Tied | | | 3 |

Shootout Goals

| Rank | Player | Team | SOG | SOA |
|------|----------------------|------|-----|-----|
| 1 | * Zakary Karpa | BLM | 2 | 2 |
| 2 | Several Players Tied | | | 1 |

Goals

| Rank | Player | Team | GP | G |
|------|----------------------|------|----|----|
| 1 | * Ryan Kirwan | CIN | 27 | 14 |
| 2 | * Isak Walther | ATL | 25 | 13 |
| 3 | * Liam Malmquist | IDH | 30 | 12 |
| 4 | Several Players Tied | | | 11 |

Assists

| Rank | Player | Team | GP | A |
|------|----------------------|------|----|----|
| 1 | * Noah Beck | WIC | 25 | 19 |
| 2 | * Danny Dzhaniev | UTA | 29 | 16 |
| 3 | * Brent Johnson | WHL | 29 | 16 |
| 4 | * Ben Meehan | REA | 30 | 15 |
| 5 | Several Players Tied | | | 14 |

Penalty Minutes

| Rank | Player | Team | GP | PIM |
|------|---------------------------|------|----|-----|
| 1 | * Braidan Simmons-Fischer | ALN | 23 | 63 |
| 2 | * Cole Tymkin | WHL | 25 | 59 |
| 3 | * Nick Rhéaume | CIN | 27 | 57 |
| 4 | * Jaxon Bellamy | MNE | 25 | 41 |
| 5 | Several Players Tied | | | 40 |

Major Penalties

| Rank | Player | Team | GP | MajPen |
|------|----------------------|------|----|--------|
| 1 | * Cole Tymkin | WHL | 25 | 5 |
| 2 | * Tanner Edwards | ADK | 10 | 4 |
| 3 | Several Players Tied | | | 3 |

Short Handed Goals

| Rank | Player | Team | GP | SHG |
|------|----------------------|------|----|-----|
| 1 | * John Jaworski | CIN | 27 | 4 |
| 2 | * Will Hillman | TOL | 26 | 3 |
| 3 | * Hunter Strand | KAL | 20 | 2 |
| 4 | * Max Patterson | IA | 26 | 2 |
| 5 | Several Players Tied | | | 1 |

Shooting Percentage

| Rank | Player | Team | GP | Goals | Shots | PCT |
|------|-----------------|------|----|-------|-------|------|
| 1 | * John Jaworski | CIN | 27 | 8 | 32 | 25.0 |
| 2 | * Isak Walther | ATL | 25 | 13 | 55 | 23.6 |
| 3 | * Gleb Veremyev | WOR | 8 | 3 | 13 | 23.1 |
| 4 | * Hunter Strand | KAL | 20 | 8 | 37 | 21.6 |
| 5 | * Lucas Sowder | KC | 14 | 5 | 24 | 20.8 |

Plus/Minus

| Rank | Player | Team | GP | +/- |
|------|----------------------|------|----|-----|
| 1 | * Isak Walther | ATL | 25 | 14 |
| 2 | * Angus MacDonell | IDH | 24 | 13 |
| 3 | * Dylan Moulton | TOL | 26 | 13 |
| 4 | * Kyle Penney | FLA | 28 | 12 |
| 5 | Several Players Tied | | | 11 |

Shootout Percentage

| Rank | Player | Team | SOG | SOA | SO% |
|------|----------------------|------|-----|-----|-------|
| 1 | Several Players Tied | | | | 100.0 |

Leaders (Defencemen)

Top 20 Scorers

| Rank | Player | Team | GP | G | A | PTS |
|------|-----------------------|------|----|---|----|-----|
| 1 | Marcus Crawford | KC | 28 | 5 | 25 | 30 |
| 2 | * Noah Beck | WIC | 25 | 6 | 19 | 25 |
| 3 | Jalen Smereck | FW | 28 | 4 | 21 | 25 |
| 4 | Chad Nychuk | ATL | 25 | 3 | 21 | 24 |
| 5 | Riley McCourt | TOL | 26 | 3 | 21 | 24 |
| 6 | Ben Zloty | NOR | 26 | 4 | 16 | 20 |
| 7 | * Brent Johnson | WHL | 29 | 4 | 16 | 20 |
| 8 | Sam Sedley | ALN | 28 | 2 | 18 | 20 |
| 9 | Nikita Sedov | BLM | 28 | 2 | 18 | 20 |
| 10 | * Ben Meehan | REA | 30 | 4 | 15 | 19 |
| 11 | Matt Petgrave | IND | 27 | 3 | 16 | 19 |
| 12 | Dennis Cesana | SAV | 27 | 3 | 15 | 18 |
| 13 | Jake Johnson | CIN | 23 | 1 | 17 | 18 |
| 14 | Nate Kallen | TAH | 31 | 2 | 14 | 16 |
| 15 | * Samuel Mayer | TAH | 30 | 8 | 7 | 15 |
| 16 | Charles Martin | TR | 25 | 6 | 9 | 15 |
| 17 | Andre Anania | ALN | 27 | 3 | 12 | 15 |
| 18 | * Aiden Hansen-Bukata | UTA | 25 | 1 | 14 | 15 |
| 19 | Connor Moore | SC | 28 | 1 | 14 | 15 |
| 20 | Several Players Tied | | | | | 14 |

Minor Penalties

| Rank | Player | Team | GP | MinPen |
|------|----------------------|------|----|--------|
| 1 | Jacob Graves | ADK | 27 | 23 |
| 2 | Connor Doherty | FLA | 26 | 22 |
| 3 | Marcus Crawford | KC | 28 | 19 |
| 4 | Sean Allen | FLA | 24 | 16 |
| 5 | Several Players Tied | | | 15 |

Power Play Goals

| Rank | Player | Team | GP | PPG |
|------|----------------------|------|----|-----|
| 1 | * Riku Ishida | BLM | 20 | 5 |
| 2 | * Noah Beck | WIC | 25 | 4 |
| 3 | Several Players Tied | | | 2 |

Shots

| Rank | Player | Team | GP | Shots |
|------|--------------------|------|----|-------|
| 1 | Jalen Smereck | FW | 28 | 94 |
| 2 | Marcus Crawford | KC | 28 | 74 |
| 3 | * Davis Pennington | KAL | 24 | 64 |
| 4 | Zach Berzolla | FLA | 26 | 64 |
| 5 | * Ben Meehan | REA | 30 | 64 |

Game Winning Goals

| Rank | Player | Team | GP | GWG |
|------|--------------------|------|----|-----|
| 1 | Bobby Russell | RC | 22 | 2 |
| 2 | Charles Martin | TR | 25 | 2 |
| 3 | Elijah Vilio | CIN | 25 | 2 |
| 4 | Gianfranco Cassaro | FLA | 27 | 2 |
| 5 | * Parker Gavlas | BLM | 28 | 2 |

Shootout Goals

| Rank | Player | Team | SOG | SOA |
|------|--------|------|-----|-----|
|------|--------|------|-----|-----|

Goals

| Rank | Player | Team | GP | G |
|------|----------------------|------|----|---|
| 1 | * Samuel Mayer | TAH | 30 | 8 |
| 2 | * Noah Beck | WIC | 25 | 6 |
| 3 | Charles Martin | TR | 25 | 6 |
| 4 | Several Players Tied | | | 5 |

Assists

| Rank | Player | Team | GP | A |
|------|-----------------|------|----|----|
| 1 | Marcus Crawford | KC | 28 | 25 |
| 2 | Chad Nychuk | ATL | 25 | 21 |
| 3 | Riley McCourt | TOL | 26 | 21 |
| 4 | Jalen Smereck | FW | 28 | 21 |
| 5 | * Noah Beck | WIC | 25 | 19 |

Penalty Minutes

| Rank | Player | Team | GP | PIM |
|------|---------------------------|------|----|-----|
| 1 | Jacob Graves | ADK | 27 | 91 |
| 2 | Cole Fraser | CIN | 21 | 76 |
| 3 | * Braidan Simmons-Fischer | ALN | 23 | 63 |
| 4 | Jason Horvath | IDH | 13 | 60 |
| 5 | Connor Doherty | FLA | 26 | 59 |

Major Penalties

| Rank | Player | Team | GP | MajPen |
|------|----------------------|------|----|--------|
| 1 | Cole Fraser | CIN | 21 | 6 |
| 2 | Cade McNelly | TUL | 24 | 5 |
| 3 | Several Players Tied | | | 3 |

Short Handed Goals

| Rank | Player | Team | GP | SHG |
|------|----------------------|------|----|-----|
| 1 | Several Players Tied | | | 1 |

Shooting Percentage

| Rank | Player | Team | GP | Goals | Shots | PCT |
|------|-----------------|------|----|-------|-------|------|
| 1 | * Riku Ishida | BLM | 20 | 5 | 27 | 18.5 |
| 2 | Scooter Brickey | WHL | 8 | 3 | 19 | 15.8 |
| 3 | Jimmy Dowd Jr. | ADK | 8 | 3 | 19 | 15.8 |
| 4 | * Luke LaMaster | KC | 17 | 3 | 20 | 15.0 |
| 5 | * Samuel Mayer | TAH | 30 | 8 | 55 | 14.5 |

Plus/Minus

| Rank | Player | Team | GP | +/- |
|------|-----------------|------|----|-----|
| 1 | Marcus Crawford | KC | 28 | 28 |
| 2 | Chad Nychuk | ATL | 25 | 18 |
| 3 | Zach Uens | KC | 17 | 16 |
| 4 | Zach Berzolla | FLA | 26 | 16 |
| 5 | Jordan Sambrook | FLA | 28 | 15 |

Shootout Percentage

| Rank | Player | Team | SOG | SOA | SO% |
|------|-----------------|------|-----|-----|-----|
| 1 | * Noah Beck | WIC | 0 | 1 | 0.0 |
| 2 | Dennis Cesana | SAV | 0 | 1 | 0.0 |
| 3 | Marcus Crawford | KC | 0 | 1 | 0.0 |
| 4 | Jeremy Hanzel | ADK | 0 | 1 | 0.0 |

Specialty Team Records

| Team Power Play | | | | | | | Team Penalty Kill | | | | | | |
|-----------------|--------------------------|----|-----|----|------|------|-------------------|--------------------------|----|-----|------|------|------|
| Rank | Team | GP | ADV | GF | PP% | SHGA | Rank | Team | GP | TSH | PPGA | PK% | SHGF |
| 1 | Toledo Walleye | 26 | 83 | 26 | 31.3 | 0 | 1 | Greensboro Gargoyles | 26 | 79 | 10 | 87.3 | 2 |
| 2 | Tahoe Knight Monsters | 31 | 104 | 26 | 25.0 | 3 | 2 | Savannah Ghost Pirates | 27 | 95 | 13 | 86.3 | 4 |
| 3 | Tulsa Oilers | 28 | 77 | 19 | 24.7 | 3 | 3 | Florida Everblades | 28 | 94 | 13 | 86.2 | 6 |
| 4 | Cincinnati Cyclones | 27 | 87 | 20 | 23.0 | 3 | 4 | Kansas City Mavericks | 28 | 92 | 13 | 85.9 | 5 |
| 5 | Wheeling Nailers | 29 | 89 | 20 | 22.5 | 3 | 5 | Wichita Thunder | 28 | 91 | 13 | 85.7 | 2 |
| 6 | Orlando Solar Bears | 28 | 97 | 21 | 21.6 | 4 | 6 | Allen Americans | 28 | 113 | 17 | 85.0 | 1 |
| 7 | Worcester Railers | 27 | 113 | 24 | 21.2 | 4 | 7 | South Carolina Stingrays | 31 | 113 | 17 | 85.0 | 1 |
| 8 | South Carolina Stingrays | 31 | 101 | 21 | 20.8 | 4 | 8 | Greenville Swamp Rabbits | 27 | 89 | 14 | 84.3 | 3 |
| 9 | Adirondack Thunder | 27 | 77 | 16 | 20.8 | 3 | 9 | Atlanta Gladiators | 26 | 81 | 13 | 84.0 | 7 |
| 10 | Fort Wayne Komets | 28 | 99 | 20 | 20.2 | 3 | 10 | Reading Royals | 30 | 98 | 16 | 83.7 | 1 |
| 11 | Bloomington Bison | 28 | 85 | 17 | 20.0 | 4 | 11 | Bloomington Bison | 28 | 102 | 17 | 83.3 | 3 |
| 12 | Indy Fuel | 27 | 87 | 17 | 19.5 | 8 | 12 | Trois-Rivières Lions | 25 | 87 | 15 | 82.8 | 1 |
| 13 | Utah Grizzlies | 29 | 113 | 22 | 19.5 | 4 | 13 | Wheeling Nailers | 29 | 98 | 17 | 82.7 | 2 |
| 14 | Atlanta Gladiators | 26 | 88 | 17 | 19.3 | 1 | 14 | Tahoe Knight Monsters | 31 | 109 | 19 | 82.6 | 7 |
| 15 | Wichita Thunder | 28 | 117 | 22 | 18.8 | 4 | 15 | Fort Wayne Komets | 28 | 85 | 15 | 82.4 | 1 |
| 16 | Trois-Rivières Lions | 25 | 92 | 17 | 18.5 | 1 | 16 | Maine Mariners | 25 | 85 | 15 | 82.4 | 1 |
| 17 | Allen Americans | 28 | 99 | 18 | 18.2 | 4 | 17 | Toledo Walleye | 26 | 84 | 15 | 82.1 | 11 |
| 18 | Iowa Heartlanders | 28 | 106 | 19 | 17.9 | 6 | 18 | Adirondack Thunder | 27 | 93 | 17 | 81.7 | 1 |
| 19 | Maine Mariners | 25 | 96 | 17 | 17.7 | 3 | 19 | Orlando Solar Bears | 28 | 96 | 18 | 81.3 | 1 |
| 20 | Savannah Ghost Pirates | 27 | 96 | 17 | 17.7 | 4 | 20 | Idaho Steelheads | 30 | 121 | 23 | 81.0 | 3 |
| 21 | Jacksonville Icemen | 27 | 63 | 11 | 17.5 | 4 | 21 | Utah Grizzlies | 29 | 94 | 18 | 80.9 | 4 |
| 22 | Kansas City Mavericks | 28 | 104 | 18 | 17.3 | 0 | 22 | Iowa Heartlanders | 28 | 96 | 20 | 79.2 | 2 |
| 23 | Kalamazoo Wings | 25 | 83 | 14 | 16.9 | 6 | 23 | Indy Fuel | 27 | 101 | 22 | 78.2 | 3 |
| 24 | Florida Everblades | 28 | 90 | 14 | 15.6 | 3 | 24 | Norfolk Admirals | 29 | 95 | 22 | 76.8 | 3 |
| 25 | Idaho Steelheads | 30 | 126 | 19 | 15.1 | 5 | 25 | Worcester Railers | 27 | 89 | 21 | 76.4 | 5 |
| 26 | Reading Royals | 30 | 96 | 14 | 14.6 | 0 | 26 | Tulsa Oilers | 28 | 100 | 24 | 76.0 | 2 |
| 27 | Greensboro Gargoyles | 26 | 84 | 12 | 14.3 | 1 | 27 | Cincinnati Cyclones | 27 | 91 | 22 | 75.8 | 6 |
| 28 | Norfolk Admirals | 29 | 82 | 10 | 12.2 | 2 | 28 | Kalamazoo Wings | 25 | 75 | 19 | 74.7 | 3 |
| 29 | Greenville Swamp Rabbits | 27 | 93 | 10 | 10.8 | 1 | 29 | Jacksonville Icemen | 27 | 85 | 22 | 74.1 | 2 |
| 30 | Rapid City Rush | 29 | 94 | 8 | 8.5 | 4 | 30 | Rapid City Rush | 29 | 90 | 26 | 71.1 | 2 |

| Team Overtime Performance | | | | | | | |
|---------------------------|--------------------------|----|---|---|----|-----|----------|
| Rank | Team | GP | W | L | SW | SOL | PTS PCT |
| 1 | Cincinnati Cyclones | 10 | 7 | 3 | 0 | 0 | 17 0.000 |
| 2 | Atlanta Gladiators | 5 | 5 | 0 | 0 | 0 | 10 1.000 |
| 3 | Adirondack Thunder | 10 | 4 | 3 | 2 | 1 | 16 0.000 |
| 4 | Florida Everblades | 5 | 3 | 1 | 0 | 1 | 8 0.000 |
| 5 | Wheeling Nailers | 5 | 3 | 1 | 1 | 0 | 9 0.000 |
| 6 | Worcester Railers | 5 | 3 | 1 | 0 | 1 | 8 0.000 |
| 7 | Kalamazoo Wings | 7 | 3 | 2 | 1 | 1 | 11 0.000 |
| 8 | Norfolk Admirals | 5 | 3 | 2 | 0 | 0 | 8 0.000 |
| 9 | Rapid City Rush | 7 | 3 | 2 | 2 | 0 | 12 0.000 |
| 10 | Jacksonville Icemen | 3 | 2 | 0 | 1 | 0 | 6 1.000 |
| 11 | Trois-Rivières Lions | 5 | 2 | 0 | 0 | 3 | 7 0.000 |
| 12 | Kansas City Mavericks | 4 | 2 | 1 | 0 | 1 | 6 0.000 |
| 13 | South Carolina Stingrays | 3 | 2 | 1 | 0 | 0 | 5 0.000 |
| 14 | Bloomington Bison | 8 | 2 | 2 | 2 | 2 | 12 0.000 |
| 15 | Iowa Heartlanders | 5 | 2 | 2 | 1 | 0 | 8 0.000 |
| 16 | Toledo Walleye | 6 | 2 | 2 | 0 | 2 | 8 0.000 |
| 17 | Idaho Steelheads | 7 | 2 | 3 | 2 | 0 | 11 0.000 |
| 18 | Indy Fuel | 7 | 2 | 3 | 1 | 1 | 10 0.000 |
| 19 | Reading Royals | 7 | 2 | 3 | 2 | 0 | 11 0.000 |
| 20 | Wichita Thunder | 8 | 2 | 3 | 1 | 2 | 11 0.000 |
| 21 | Fort Wayne Komets | 8 | 2 | 5 | 1 | 0 | 11 0.000 |
| 22 | Tulsa Oilers | 1 | 1 | 0 | 0 | 0 | 2 1.000 |
| 23 | Tahoe Knight Monsters | 4 | 1 | 1 | 0 | 2 | 5 0.000 |
| 24 | Savannah Ghost Pirates | 4 | 1 | 2 | 0 | 1 | 5 0.000 |
| 25 | Utah Grizzlies | 4 | 1 | 3 | 0 | 0 | 5 0.000 |
| 26 | Greenville Swamp Rabbits | 6 | 1 | 4 | 1 | 0 | 8 0.000 |
| 27 | Greensboro Gargoyles | 8 | 1 | 5 | 1 | 1 | 10 0.000 |
| 28 | Orlando Solar Bears | 3 | 0 | 2 | 0 | 1 | 3 0.000 |
| 29 | Allen Americans | 4 | 0 | 3 | 1 | 0 | 5 0.000 |
| 30 | Maine Mariners | 6 | 0 | 4 | 1 | 1 | 7 0.000 |

Player Streaks

Player Goal Streaks (Current)

| Rank | GP | Player | Team | From | To | Goals | Assists | Points |
|------|-----|----------------------|------|--------------|-------------|-------|---------|--------|
| 1 | * 4 | Trent Swick | TAH | Dec 11, 2025 | Jan 2, 2026 | 4 | 2 | 6 |
| 2 | 4 | Devon Paliani | TAH | Dec 19, 2025 | Jan 2, 2026 | 4 | 2 | 6 |
| 3 | 4 | Kristóf Papp | NOR | Dec 20, 2025 | Jan 2, 2026 | 4 | 1 | 5 |
| 4 | 3 | Several Players Tied | | | | | | |

Player Goal Streaks (All Season)

| Rank | GP | Player | Team | From | To | Goals | Assists | Points |
|------|----|----------------------|------|--------------|--------------|-------|---------|--------|
| 1 | 6 | Brendan Hoffmann | IDH | Dec 6, 2025 | Dec 19, 2025 | 8 | 1 | 9 |
| 2 | 5 | Ryan Wagner | RC | Nov 1, 2025 | Nov 12, 2025 | 5 | 4 | 9 |
| 3 | 5 | Ryan Wagner | RC | Nov 15, 2025 | Nov 28, 2025 | 5 | 1 | 6 |
| 4 | 4 | Several Players Tied | | | | | | |

Player Assist Streaks (Current)

| Rank | GP | Player | Team | From | To | Goals | Assists | Points |
|------|-----|----------------------|------|--------------|-------------|-------|---------|--------|
| 1 | 5 | Brennan Kapcheck | TAH | Dec 17, 2025 | Jan 2, 2026 | 0 | 6 | 6 |
| 2 | 4 | Riley McCourt | TOL | Dec 19, 2025 | Jan 2, 2026 | 1 | 5 | 6 |
| 3 | 4 | Chad Nychuk | ATL | Dec 19, 2025 | Jan 2, 2026 | 0 | 6 | 6 |
| 4 | * 4 | Jackson Jutting | KC | Dec 20, 2025 | Jan 2, 2026 | 0 | 5 | 5 |
| 5 | 3 | Several Players Tied | | | | | | |

Player Assist Streaks (All Season)

| Rank | GP | Player | Team | From | To | Goals | Assists | Points |
|------|-----|---------------------|------|--------------|--------------|-------|---------|--------|
| 1 | 6 | Jack Adams | ORL | Nov 30, 2025 | Dec 12, 2025 | 2 | 6 | 8 |
| 2 | 6 | Jérémie Biakabutuka | TUL | Oct 31, 2025 | Nov 15, 2025 | 1 | 7 | 8 |
| 3 | 6 | Sam Sedley | ALN | Dec 13, 2025 | Dec 31, 2025 | 1 | 7 | 8 |
| 4 | * 6 | Brayden Edwards | WHL | Nov 16, 2025 | Nov 28, 2025 | 1 | 6 | 7 |
| 5 | 6 | Marcus Crawford | KC | Oct 28, 2025 | Nov 8, 2025 | 0 | 7 | 7 |

Player Point Streaks (Current)

| Rank | GP | Player | Team | From | To | Goals | Assists | Points |
|------|----|------------------|------|--------------|--------------|-------|---------|--------|
| 1 | 7 | Brendan Hoffmann | IDH | Dec 6, 2025 | Dec 20, 2025 | 8 | 2 | 10 |
| 2 | 7 | Denis Smirnov | TOL | Dec 7, 2025 | Jan 2, 2026 | 4 | 6 | 10 |
| 3 | 7 | Brannon McManus | ADK | Dec 13, 2025 | Jan 2, 2026 | 2 | 5 | 7 |
| 4 | 6 | Devon Paliani | TAH | Dec 14, 2025 | Jan 2, 2026 | 5 | 3 | 8 |
| 5 | 5 | Brennan Kapcheck | TAH | Dec 17, 2025 | Jan 2, 2026 | 0 | 6 | 6 |

Player Point Streaks (All Season)

| Rank | GP | Player | Team | From | To | Goals | Assists | Points |
|------|----|----------------------|------|--------------|--------------|-------|---------|--------|
| 1 | 9 | Brandon Hawkins | TOL | Nov 12, 2025 | Nov 29, 2025 | 2 | 11 | 13 |
| 2 | 9 | Sam Sedley | ALN | Dec 6, 2025 | Dec 31, 2025 | 2 | 9 | 11 |
| 3 | 8 | Several Players Tied | | | | | | |

Toledo Walleye vs Cincinnati Cyclones Head to Head

Summary

| Description | Result | |
|---|---------------------------------------|-----------------|
| Head to Head Record 2025-26 Regular Season | Cincinnati 1-3-1-0 | Toledo 4-0-1-0 |
| Head to Head Record 2024-25 Regular Season | Cincinnati 5-4-3-0 | Toledo 7-3-2-0 |
| Last 5 Years record between teams | Cincinnati 17-22-8-1 | Toledo 31-9-6-2 |
| Cincinnati vs. Toledo Last 5 Years record at Cincinnati | Cincinnati 11-9-7-0 | Toledo 16-6-4-1 |
| Cincinnati vs. Toledo Last 5 Years record at Toledo | Cincinnati 6-13-1-1 | Toledo 15-3-2-1 |
| Previous Meetings This Season | Toledo 4 @ Cincinnati 0 (Jan 2 2026) | |
| | Final | |
| | Toledo 3 @ Cincinnati 2 (Nov 26 2025) | |
| | Final OT1 | |
| | Toledo 4 @ Cincinnati 5 (Nov 18 2025) | |
| | Final OT1 | |
| | Toledo 5 @ Cincinnati 2 (Nov 14 2025) | |
| | Final | |
| | Cincinnati 2 @ Toledo 3 (Nov 12 2025) | |
| | Final | |

Match Up

| | <u>Toledo</u> | <u>Cincinnati</u> |
|------------------------|---------------------------------------|--|
| Team Record | 17-5-2-2 -- 38 points | 14-10-3-0 -- 31 points |
| Division Ranking | 1st Central | 4th Central |
| Conference Ranking | 3rd Western | 8th Western |
| League Ranking | 7th | 14th |
| Past 10 Games | 8-1-1-0 | 5-3-2-0 |
| Streak | 8-0-1-0 | 0-1-0-0 |
| Last Game | 4-0 W @ Cincinnati (Jan 2 2026) Final | 4-0 L vs Toledo (Jan 2 2026) Final |
| Home Record | 9-2-1-1 | 5-5-2-0 |
| Away Record | 8-3-1-1 | 9-5-1-0 |
| GF | 98 | 88 |
| GA | 68 | 94 |
| PP (Overall) | (26/83) 31.3% | (20/87) 23.0% |
| PP (Home) | (12/39) 30.8% | (10/36) 27.8% |
| PP (Away) | (14/44) 31.8% | (10/51) 19.6% |
| PK (Overall) | (15/84) 82.1% | (22/91) 75.8% |
| PK (Home) | (4/43) 90.7% | (9/36) 75.0% |
| PK (Away) | (11/41) 73.2% | (13/55) 76.4% |
| PP vs. Opp. | (6/16) 37.5% | (3/15) 20% |
| PK vs. Opp. | (3/15) 80% | (6/16) 62.5% |
| Leading Rookie | Kelly (8-7-15) | Kirwan (14-12-26) |
| Most PIM | Swoyer - 25 | Fraser - 76 |
| Team PIM/GM | 9.0/Game | 11.7/Game |
| Leading Scorers | Hawkins (16-24-40) | King (8-19-27) |
| | McCourt (3-21-24) | Kirwan (14-12-26) |
| | Dickinson (10-13-23) | Johnson (1-17-18) |
| | Smirnov (9-10-19) | Fontaine (6-11-17) |
| | Kelly (8-7-15) | Jaworski (8-8-16) |
| Last 5 Games | 4-0 W @ Cincinnati (Jan 2 2026) Final | 4-0 L vs Toledo (Jan 2 2026) Final |
| | 5-3 W @ Kalamazoo (Dec 31 2025) Final | 4-3 W vs Indy (Dec 31 2025) Final OT1 |
| | 8-2 W vs Iowa (Dec 20 2025) Final | 4-3 W @ Fort Wayne (Dec 20 2025) Final OT1 |
| | 5-2 W vs Iowa (Dec 19 2025) Final | 4-3 L @ Greenville (Dec 17 2025) Final OT1 |
| | 4-1 W @ Iowa (Dec 13 2025) Final | 4-1 W @ Indy (Dec 13 2025) Final |
| Leading After 1st | 10-0-0-1 | 8-1-1-0 |
| Leading After 2nd | 13-0-1-1 | 8-1-1-0 |
| Tied After 1st | 4-2-2-1 | 4-3-0-0 |
| Tied After 2nd | 1-0-0-1 | 4-0-0-0 |
| Trailing After 1st | 3-3-0-0 | 2-6-2-0 |
| Trailing After 2nd | 3-5-1-0 | 2-9-2-0 |
| Out Shooting Opponents | 8-4-1-0 | 6-3-1-0 |
| Out Shot by Opponents | 8-1-1-2 | 7-6-2-0 |
| 1 Goal Games | 5-2-2-2 | 9-2-3-0 |
| 2 Goal Games | 2-1-0-0 | 1-1-0-0 |
| 3 Goal Games | 6-1-0-0 | 2-3-0-0 |

Toledo Walleye vs Cincinnati Cyclones Head to Head

Team Game Highs and Lows

| | Toledo Walleye | | | Cincinnati Cyclones | | |
|---------------------|----------------|--------|----|---------------------|--------|----|
| Goals | Dec. 20 | IA | 8 | Nov. 07 | IA | 9 |
| Assists | Dec. 20 | IA | 13 | Nov. 07 | IA | 12 |
| | | | | Dec. 06 | at IND | 12 |
| Points | Dec. 20 | IA | 21 | Nov. 07 | IA | 21 |
| Penalty Minutes | Oct. 18 | at IND | 25 | Nov. 14 | TOL | 28 |
| Minors | Nov. 22 | WIC | 8 | Nov. 29 | at WHL | 7 |
| | | | | Dec. 05 | at IND | 7 |
| | | | | Dec. 13 | at IND | 7 |
| Majors | Oct. 25 | at BLM | 2 | Oct. 30 | IND | 2 |
| | Nov. 14 | at CIN | 2 | Nov. 07 | IA | 2 |
| | | | | Nov. 14 | TOL | 2 |
| | | | | Dec. 06 | at IND | 2 |
| Shots | Nov. 01 | IND | 51 | Nov. 23 | at IA | 41 |
| Power Play Goals | Dec. 06 | FW | 4 | Oct. 25 | at IND | 2 |
| | | | | Nov. 01 | BLM | 2 |
| | | | | Nov. 15 | at KAL | 2 |
| | | | | Dec. 13 | at IND | 2 |
| Goals By Both Teams | Dec. 20 | IA | 10 | Nov. 07 | IA | 11 |
| | | | | Nov. 29 | at WHL | 11 |
| Goals in 1st | Dec. 20 | IA | 3 | Nov. 15 | at KAL | 3 |
| | | | | Nov. 23 | at IA | 3 |
| | | | | Dec. 06 | at IND | 3 |
| Goals in 2nd | Nov. 01 | IND | 4 | Nov. 01 | BLM | 3 |
| | Dec. 20 | IA | 4 | Nov. 07 | IA | 3 |
| | | | | Nov. 18 | TOL | 3 |
| Goals in 3rd | Oct. 25 | at BLM | 4 | Nov. 07 | IA | 4 |
| | Nov. 07 | at KAL | 4 | | | |
| Short Handed Goals | Nov. 01 | IND | 3 | Oct. 30 | IND | 1 |
| | | | | Nov. 07 | IA | 1 |
| | | | | Nov. 15 | at KAL | 1 |
| | | | | Dec. 13 | at IND | 1 |
| | | | | Dec. 17 | at GVL | 1 |
| | | | | Dec. 31 | IND | 1 |
| Winning Margin | Dec. 20 | IA | 6 | Nov. 07 | IA | 7 |
| Most PIM | Oct. 18 | at IND | 25 | Dec. 05 | at IND | 23 |
| Most Shots | Nov. 01 | IND | 51 | Nov. 23 | at IA | 41 |
| Most Shots in 1st | Dec. 31 | at KAL | 18 | Nov. 23 | at IA | 15 |
| Most Shots in 2nd | Nov. 01 | IND | 21 | Nov. 28 | at KAL | 20 |
| Most Shots in 3rd | Nov. 26 | at CIN | 19 | Nov. 16 | at KAL | 19 |
| Fewest Shots | Nov. 30 | at FW | 14 | Oct. 24 | FW | 14 |
| Fewest Shots in 1st | Oct. 18 | at IND | 5 | Nov. 16 | at KAL | 3 |
| | | | | Nov. 29 | at WHL | 3 |
| Fewest Shots in 2nd | Nov. 30 | at FW | 4 | Oct. 24 | FW | 3 |
| Fewest Shots in 3rd | Nov. 12 | CIN | 3 | Oct. 24 | FW | 3 |
| | Dec. 03 | BLM | 3 | | | |
| Most Saves | Dec. 06 | FW | 35 | Nov. 26 | TOL | 41 |
| Most Saves in 1st | Oct. 25 | at BLM | 15 | Nov. 28 | at KAL | 16 |
| Most Saves in 2nd | Dec. 03 | BLM | 14 | Nov. 16 | at KAL | 16 |
| Most Saves in 3rd | Dec. 07 | IND | 16 | Nov. 26 | TOL | 18 |
| Most Saves in 4th | Dec. 06 | FW | 35 | Nov. 26 | TOL | 41 |

Schedule

| Date | Game # | | | | |
|---------|--------|--------------|---------------|-------------|----------|
| Nov. 12 | 142 | Cincinnati 2 | at Toledo | 3 | Final |
| Nov. 14 | 148 | Toledo 5 | at Cincinnati | 2 | Final |
| Nov. 18 | 179 | Toledo 4 | at Cincinnati | 5 | Final OT |
| Nov. 26 | 221 | Toledo 3 | at Cincinnati | 2 | Final OT |
| Jan. 02 | 445 | Toledo 4 | at Cincinnati | 0 | Final |
| Jan. 03 | 460 | Toledo | at Cincinnati | 4:05 pm EST | |
| Jan. 25 | 602 | Cincinnati | at Toledo | 5:15 pm EST | |

| | | | |
|---------|-----------------|---------------|-------------|
| Feb. 01 | 640 Toledo | at Cincinnati | 3:05 pm EST |
| Feb. 06 | 673 Cincinnati | at Toledo | 7:15 pm EST |
| Feb. 13 | 699 Toledo | at Cincinnati | 7:35 pm EST |
| Feb. 14 | 722 Cincinnati | at Toledo | 7:15 pm EST |
| Feb. 25 | 781 Toledo | at Cincinnati | 7:35 pm EST |
| Mar. 06 | 840 Cincinnati | at Toledo | 7:15 pm EST |
| Apr. 10 | 1050 Cincinnati | at Toledo | 7:15 pm EST |
| Apr. 11 | 1057 Toledo | at Cincinnati | 4:05 pm EST |

Toledo Walleye vs Cincinnati Cyclones Head to Head

Cincinnati Cyclones

| # | Name | GP | G | A | PTS | PIM | +/- |
|----|----------------------|----|---|---|-----|-----|-----|
| 9 | Zack Trott | 5 | 2 | 2 | 4 | 2 | -1 |
| 11 | Gunnarwolfe Fontaine | 5 | 0 | 4 | 4 | 0 | -1 |
| 10 | Jake Johnson | 5 | 0 | 4 | 4 | 6 | -2 |
| 45 | Ryan Kirwan | 5 | 1 | 2 | 3 | 0 | -4 |
| 24 | Lincoln Griffin | 5 | 2 | 0 | 2 | 2 | -4 |
| 18 | John Jaworski | 5 | 1 | 1 | 2 | 0 | -1 |
| 66 | Ben King | 4 | 1 | 1 | 2 | 4 | -2 |
| 46 | Justin Vaive | 5 | 1 | 1 | 2 | 5 | -1 |
| 26 | Nick Rhéaume | 5 | 0 | 2 | 2 | 17 | 2 |
| 25 | Sam Stevens | 3 | 0 | 2 | 2 | 2 | -1 |
| 17 | Luke Grainger | 5 | 1 | 0 | 1 | 0 | -3 |
| 63 | X Braeden Kressler | 2 | 1 | 0 | 1 | 2 | 1 |
| 5 | Ryan McCleary | 5 | 1 | 0 | 1 | 4 | 0 |
| 33 | Elijah Viljo | 5 | 0 | 1 | 1 | 0 | 1 |
| 35 | X Ken Appleby | 2 | 0 | 0 | 0 | 0 | 0 |
| 20 | Aaron Bohlinger | 5 | 0 | 0 | 0 | 2 | -1 |
| 23 | X Owen Cole | 4 | 0 | 0 | 0 | 0 | -1 |
| 74 | Cole Fraser | 5 | 0 | 0 | 0 | 19 | -4 |
| 31 | Kyle McClellan | 3 | 0 | 0 | 0 | 0 | 0 |
| 28 | Andrew Noel | 1 | 0 | 0 | 0 | 0 | -1 |
| 27 | X Remy Parker | 2 | 0 | 0 | 0 | 0 | 0 |
| 3 | Rhett Parsons | 4 | 0 | 0 | 0 | 0 | -1 |
| 62 | Justin Portillo | 1 | 0 | 0 | 0 | 2 | 0 |
| 16 | X Adam Robbins | 2 | 0 | 0 | 0 | 0 | 1 |
| 37 | Austin Saint | 1 | 0 | 0 | 0 | 0 | 0 |
| 30 | Tommy Scarfone | 1 | 0 | 0 | 0 | 0 | 0 |
| 19 | Marko Sikic | 1 | 0 | 0 | 0 | 0 | 0 |

| # | Name | GP | W | L | OTL | SOL | Mins | GA | GAA | SV% |
|----|----------------|----|---|---|-----|-----|--------|----|------|-------|
| 31 | Kyle McClellan | 3 | 0 | 1 | 1 | 0 | 141:28 | 7 | 2.97 | 0.919 |
| 35 | X Ken Appleby | 2 | 1 | 1 | 0 | 0 | 122:47 | 7 | 3.42 | 0.857 |
| 30 | Tommy Scarfone | 1 | 0 | 1 | 0 | 0 | 39:50 | 4 | 6.03 | 0.826 |

Toledo Walleye

| # | Name | GP | G | A | PTS | PIM | +/- |
|----|--------------------|----|---|---|-----|-----|-----|
| 12 | Tanner Dickinson | 5 | 2 | 7 | 9 | 2 | 1 |
| 16 | Brandon Hawkins | 5 | 2 | 5 | 7 | 0 | 0 |
| 26 | Riley McCourt | 5 | 1 | 4 | 5 | 6 | -1 |
| 39 | X Chad Hillebrand | 4 | 0 | 4 | 4 | 0 | 0 |
| 77 | Colby Ambrosio | 5 | 3 | 0 | 3 | 2 | 3 |
| 8 | Denis Smirnov | 5 | 3 | 0 | 3 | 2 | 0 |
| 9 | Will Hillman | 5 | 1 | 2 | 3 | 2 | 5 |
| 5 | Nick Andrews | 5 | 0 | 3 | 3 | 5 | 1 |
| 20 | Jacob Truscott | 4 | 0 | 3 | 3 | 0 | 0 |
| 24 | X Colin Swoyer | 1 | 2 | 0 | 2 | 0 | 2 |
| 78 | Tanner Kelly | 5 | 1 | 1 | 2 | 2 | 1 |
| 27 | X Nolan Moyle | 1 | 1 | 1 | 2 | 0 | 2 |
| 34 | Jordan Ernst | 5 | 1 | 0 | 1 | 2 | 2 |
| 25 | Jed Pietila | 3 | 1 | 0 | 1 | 2 | 1 |
| 79 | Nate Roy | 5 | 1 | 0 | 1 | 0 | 2 |
| 7 | Sam Craggs | 5 | 0 | 1 | 1 | 4 | 0 |
| 67 | Mitch Lewandowski | 1 | 0 | 1 | 1 | 0 | 1 |
| 37 | Dylan Moulton | 5 | 0 | 1 | 1 | 4 | 4 |
| 13 | Jacques Bouquot | 2 | 0 | 0 | 0 | 0 | -1 |
| 31 | Carter Gylander | 2 | 0 | 0 | 0 | 0 | 0 |
| 23 | Conlan Keenan | 4 | 0 | 0 | 0 | 0 | -2 |
| 33 | Nolan Lalonde | 2 | 0 | 0 | 0 | 0 | 0 |
| 62 | Darby Llewellyn | 3 | 0 | 0 | 0 | 0 | -1 |
| 4 | X Will MacKinnon | 3 | 0 | 0 | 0 | 7 | 2 |
| 11 | Brendon Michaelian | 2 | 0 | 0 | 0 | 2 | -1 |
| 6 | Tanner Palocsik | 2 | 0 | 0 | 0 | 0 | 0 |
| 70 | Liam Soulière | 1 | 0 | 0 | 0 | 0 | 0 |

| # | Name | GP | W | L | OTL | SOL | Mins | GA | GAA | SV% |
|----|-----------------|----|---|---|-----|-----|--------|----|------|-------|
| 31 | Carter Gylander | 2 | 2 | 0 | 0 | 0 | 121:32 | 2 | 0.99 | 0.965 |
| 70 | Liam Soulière | 1 | 1 | 0 | 0 | 0 | 60:00 | 2 | 2.00 | 0.909 |
| 33 | Nolan Lalonde | 2 | 1 | 0 | 1 | 0 | 125:10 | 7 | 3.36 | 0.865 |



2025-26 Toledo Walleye Roster

ECHL Affiliate of the Detroit Red Wings (NHL) and the Grand Rapids Griffins (AHL)

(As of 12/31/2025)



| # | Forwards (13 + 2 AHL) | Pronunciation | Pos | Shts | Ht | Wt | Age | Birthdate | Birthplace | 2024-25 Team | League | Numerical Roster | Pos |
|------|------------------------|---------------------|-----|-------|-------|-----|-----|------------|------------------------|------------------|---------|-----------------------------------|-----|
| 7 | Craggs, Sam | | F | L | 6'2" | 210 | 28 | 5/30/1997 | Elmhurst, IL | Toledo | ECHL | 4 Will MacKinnon | D |
| 8 | Smirnov, Denis | (Dennis SMEAR-nahv) | F | L | 5'9" | 180 | 28 | 8/12/1997 | Moscow, Russia | Norfolk | ECHL | 5 Nick Andrews | D |
| 9* | Hillman, Will | | F | L | 6'2" | 203 | 25 | 11/22/2000 | Blaine, MN | Toledo | ECHL | 6 Tanner Palocsik | D |
| | | | | | | | | | | Minn St.-Mankato | CCHA | 7 Sam Craggs | F |
| 12 | Dickinson, Tanner | | F | L | 6'0" | 176 | 23 | 3/5/2002 | Perrysburg, OH | Springfield | AHL | 8 Denis Smirnov | F |
| 13 | Bouquot, Jacques | (zjock boo-KOH) | F | L | 6'2" | 195 | 25 | 2/10/2000 | South Windsor, CT | Reading | ECHL | 9 Will Hillman | F |
| 16! | Hawkins, Brandon | | F | R | 5'10" | 200 | 31 | 4/25/1994 | Macomb, MI | Toledo | ECHL | 11 Brendon Michaelian | D |
| 23! | Keenan, Conlan | | F | L | 5'10" | 180 | 30 | 8/15/1995 | Rochester, NY | Toledo | ECHL | 12 Tanner Dickinson | F |
| 34 | Ernst, Jordan | | F | L | 6'0" | 201 | 28 | 6/18/1997 | Mokena, IL (mo-kee-na) | Peoria | SPHL | 13 Jacques Bouquot | F |
| 62! | Llewellyn, Darby | (LOU-ell-EN) | F | L | 6'0" | 190 | 29 | 7/19/1996 | Ann Arbor, MI | Indy | ECHL | 16 Brandon Hawkins | F |
| 67 | Lewandowski, Mitch | (loo-win-DOW-skee) | F | L | 5'9" | 185 | 27 | 4/17/1998 | Clarkston, MI | Toledo | ECHL | 20 Jacob Truscott | D |
| | | | | | | | | | | Milwaukee | AHL | 23 Conlan Keenan | F |
| 77* | Ambrosio, Colby | (am-BRO-zee-oh) | F | R | 5'9" | 184 | 23 | 8/7/2002 | Welland, ON | Toledo | ECHL | 24 Colin Swoyer | D |
| | | | | | | | | | | Miami (OH) | NCHC | 25 Jed Pietila | D |
| 78* | Kelly, Tanner | | F | R | 5'10" | 180 | 23 | 5/11/2002 | San Diego, CA | Michigan St. | Big-10 | 26 Riley McCourt | D |
| 79* | Roy, Nate | (WAH) | F | L | 6'1" | 193 | 25 | 6/6/2000 | Lévis, QC (lee-vee) | U. of Moncton | USports | 27 Nolan Moyle | F |
| # | Defensemen (8 + 1 AHL) | Pronunciation | Pos | Shts | Ht | Wt | Age | Birthdate | Birthplace | 2024-25 Team | League | | |
| 5* | Andrews, Nick | | D | L | 5'10" | 193 | 24 | 7/6/2001 | Canton, MI | Toledo | ECHL | 31 Carter Gylander | G |
| | | | | | | | | | | Michigan St. | Big-10 | 33 Nolan Lalonde | G |
| 6 | Palocsik, Tanner | (PAL-uh-sick) | D | R | 5'11" | 190 | 26 | 5/26/1999 | Aliquippa, PA | Toledo | ECHL | 34 Jordan Ernst | F |
| 11 | Michaelian, Brendon | (mih-KALL-ee-in) | D | L | 6'0" | 185 | 28 | 12/7/1997 | Wixom, MI | Toledo | ECHL | 37 Dylan Moulton | D |
| 20* | Truscott, Jacob | (TRUSS-cott) | D | L | 6'1" | 198 | 23 | 4/12/2002 | Port Huron, MI | Michigan | Big-10 | 39 Chad Hillebrand | F |
| 24 | Swoyer, Colin | | D | R | 6'0" | 192 | 27 | 3/31/1998 | Hinsdale, IL | Toledo | ECHL | 62 Darby Llewellyn | F |
| 25 | Pietila, Jed | (pee-et-ih-la) | D | L | 5'11" | 190 | 26 | 1/13/1999 | Howell, MI | Toledo | ECHL | 67 Mitch Lewandowski | F |
| 26 | McCourt, Riley | | D | L | 5'11" | 180 | 25 | 6/26/2000 | St. Catharines, ON | Augsburger | DEL | 70 Liam Soulière | G |
| 37* | Moulton, Dylan | (molten) | D | L | 6'2" | 203 | 24 | 4/24/2001 | Nolensville, TN | Toledo | ECHL | 77 Colby Ambrosio | F |
| | | | | | | | | | | Miami (OH) | NCHC | 78 Tanner Kelly | F |
| # | Goaltenders (4) | Pronunciation | Pos | Ctchs | Ht | Wt | Age | Birthdate | Birthplace | 2024-25 Team | League | | |
| 30 | Jurusik, Matt | (juh-ROO-sick) | G | L | 6'0" | 200 | 28 | 5/1/1997 | La Grange, IL | Amur Khabarovsk | KHL | | |
| 31 | Gylander, Carter | (guy-lan-durr) | G | L | 6'5" | 202 | 24 | 6/5/2001 | Beaumont, AB | Toledo | ECHL | | |
| | | | | | | | | | | Grand Rapids | AHL | | |
| 33*^ | Lalonde, Nolan | (luh-LAHND) | G | L | 6'2" | 195 | 21 | 2/14/2004 | Kingston, ON | Kingston | OHL | | |
| | | | | | | | | | | Soo | OHL | | |
| 70* | Soulière, Liam | (SOO-lee-air) | G | L | 6'0" | 180 | 26 | 3/16/1999 | Montréal, QC | Minnesota | Big-10 | | |
| # | AHL (3) | Pronunciation | Pos | Shts | Ht | Wt | Age | Birthdate | Birthplace | 2024-25 Team | League | | |
| 4^ | MacKinnon, Will | | D | L | 5'11" | 201 | 25 | 4/13/2000 | Plymouth, MI | Cleveland | AHL | | |
| | | | | | | | | | | Utica | AHL | Staff | |
| | | | | | | | | | | Adirondack | ECHL | Pat Mikesch - Head Coach | |
| 27 | Moyle, Nolan | (moyel) | F | R | 6'2" | 195 | 26 | 4/13/1999 | Royal Oak, MI | Toledo | ECHL | Brent Bain - Associate Head Coach | |
| | | | | | | | | | | Kunlun | KHL | Chaz Reddekopp - Assistant Coach | |
| 39 | Hillebrand, Chad | (hill-ih-brand) | F | L | 6'4" | 210 | 26 | 1/22/1999 | Park Ridge, IL | Utah | ECHL | Adam Wozniak - Equipment Manager | |
| | | | | | | | | | | Colorado | AHL | Brad Fredrick - Athletic Trainer | |

Assigned by Grand Rapids/Detroit ^ Assigned by Cleveland/Columbus # Tryout * Rookie ! Veteran ? Suspended \$ On Loan with Other Organization

AHL by Organization: Grand Rapids (2): Hillebrand, Moyle

Cleveland (2): Lalonde, MacKinnon



2025-26 Toledo Walleye Transactions

ECHL Affiliate of the NHL's Detroit Red Wings and AHL's Grand Rapids Griffins

| Date | # | +/- | Transaction | Date | # | +/- | Transaction |
|-------|-----|-----|---|-------|-----|-----|---|
| 9/20 | 1 | + | D Nick Andrews reassigned from Grand Rapids | 12/31 | 121 | +/- | G Nolan Lalonde reassigned from Cleveland by Columbus |
| 10/1 | 2 | + | G Carter Gylander reassigned by Detroit | | | | |
| 10/6 | 3 | + | G Nolan Lalonde reassigned from Cleveland by Columbus | | | | |
| 10/9 | 4 | - | G Nolan Lalonde reassigned to Cleveland by Columbus | | | | |
| 10/13 | 5 | + | F Tanner Dickinson signed | | | | |
| 10/14 | 6 | + | G Nolan Lalonde reassigned from Cleveland by Columbus | | | | |
| 10/14 | 7 | + | D Tanner Palocsik signed | | | | |
| 10/16 | 8 | - | F Kevin Gursoy released | | | | |
| 10/16 | 9 | - | D Brendon Michaelian placed on 14-Day Injured Reserve | | | | |
| 10/16 | 10 | - | F Jacques Bouquot placed on 14-Day Injured Reserve | | | | |
| 10/16 | 11 | - | G Liam Soulière placed on 3-Day Injured Reserve | | | | |
| 10/16 | 12 | - | F Conlan Keenan placed on Reserve | | | | |
| 10/16 | 13 | - | F Darian Pilon placed on Reserve | | | | |
| 10/16 | 14 | + | F Tanner Edwards claimed off of waivers from Florida | | | | |
| 10/18 | 15 | - | D Jed Pietila placed on Reserve | | | | |
| 10/18 | 16 | - | F Tanner Kelly placed on Reserve | | | | |
| 10/18 | 17 | + | F Conlan Keenan activated from Reserve | | | | |
| 10/18 | 18 | + | F Darian Pilon activated from Reserve | | | | |
| 10/19 | 19 | - | F Tanner Edwards placed on 3-Day Injured Reserve | | | | |
| 10/19 | 20 | / | G Liam Soulière transferred from 3-Day Injured Reserve to 14-Day Injured Reserve | | | | |
| 10/24 | 21 | + | D Jed Pietila activated from Reserve | | | | |
| 10/24 | 22 | - | D Colin Swoyer placed on Reserve | | | | |
| 10/24 | 23 | + | F Tanner Kelly activated from Reserve | | | | |
| 10/24 | 24 | - | F Darian Pilon placed on Reserve | | | | |
| 10/25 | 25 | + | F Darian Pilon activated from Reserve | | | | |
| 10/25 | 26 | - | F Nate Roy placed on 3-Day Injured Reserve | | | | |
| 10/25 | 27 | + | F Tanner Edwards activated from 3-Day Injured Reserve | | | | |
| 10/25 | 28 | - | F Darby Llewellyn placed on Reserve | | | | |
| 11/1 | 29 | - | F Darian Pilon placed on Reserve | | | | |
| 11/1 | 30 | + | F Darby Llewellyn activated from Reserve | | | | |
| 11/3 | 31 | - | F Tanner Edwards traded to South Carolina in exchange for future considerations | | | | |
| 11/5 | 32 | + | D Jacob Truscott assigned to Toledo from Grand Rapids | | | | |
| 11/7 | 33 | - | F Darby Llewellyn placed on Reserve | | | | |
| 11/7 | 34 | - | D Jed Pietila placed on Reserve | | | | |
| 11/7 | 35 | - | D Bobby Russell placed on 3-Day Injured Reserve | | | | |
| 11/7 | 36 | + | F Nate Roy activated from 3-Day Injured Reserve | | | | |
| 11/7 | 37 | + | F Darian Pilon activated from Reserve | | | | |
| 11/7 | 38 | + | D Colin Swoyer activated from Reserve | | | | |
| 11/8 | 39 | - | G Carter Gylander reassigned to Grand Rapids by Detroit | | | | |
| 11/8 | 40 | + | G Liam Soulière activated from 14-Day Injured Reserve | | | | |
| 11/8 | 41 | - | D Tanner Palocsik placed on Reserve | | | | |
| 11/8 | 42 | - | F Darian Pilon placed on Reserve | | | | |
| 11/8 | 43 | + | D Jed Pietila activated from Reserve | | | | |
| 11/8 | 44 | + | F Darby Llewellyn activated from Reserve | | | | |
| 11/9 | 45 | - | F Darby Llewellyn placed on Reserve | | | | |
| 11/9 | 46 | + | F Darian Pilon activated from Reserve | | | | |
| 11/11 | 47 | - | F Darian Pilon & D Bobby Russell traded to Rapid City in exchange for future considerations | | | | |
| 11/11 | 48 | - | F Nolan Moyle loaned to Grand Rapids (AHL) | | | | |
| 11/11 | 49 | - | D Colin Swoyer loaned to Providence (AHL) | | | | |
| 11/11 | 50 | + | D Will MacKinnon assigned to Toledo from Cleveland | | | | |
| 11/11 | 51 | + | D Tanner Palocsik activated from Reserve | | | | |
| 11/15 | 52 | + | F Nolan Moyle returned from loan by Grand Rapids | | | | |
| 11/15 | 53 | - | D Tanner Palocsik placed on Reserve | | | | |
| 11/16 | 54 | - | F Conlan Keenan placed on Reserve | | | | |
| 11/17 | 55 | - | D Jed Pietila placed on Reserve | | | | |
| 11/17 | 56 | + | D Tanner Palocsik activated from Reserve | | | | |
| 11/19 | 57 | - | F Nolan Moyle loaned to Grand Rapids (AHL) | | | | |
| 11/21 | 58 | + | D Brendon Michaelian activated from 14-Day Injured Reserve | | | | |
| 11/21 | 59 | + | F Jacques Bouquot activated from 14-Day Injured Reserve | | | | |
| 11/21 | 60 | + | F Conlan Keenan activated from Reserve | | | | |
| 11/21 | 61 | - | F Darby Llewellyn placed on Reserve | | | | |
| 11/21 | 62 | - | D Tanner Palocsik placed on 3-Day Injured Reserve | | | | |
| 11/22 | 63 | - | D Brendon Michaelian placed on Reserve | | | | |
| 11/22 | 64 | - | F Jacques Bouquot placed on Reserve | | | | |
| 11/22 | 65 | + | D Jed Pietila activated from Reserve | | | | |
| 11/22 | 66 | + | F Darby Llewellyn activated from Reserve | | | | |
| 11/23 | 67 | - | D Jacob Truscott recalled by Grand Rapids | | | | |
| 11/23 | 68 | + | G Carter Gylander reassigned from Grand Rapids by Detroit | | | | |
| 11/23 | 69 | + | D Colin Swoyer returned from loan by Providence (AHL) | | | | |
| 11/24 | 70 | + | F Mitch Lewandowski signed | | | | |
| 11/24 | 71 | - | G Liam Soulière placed on 3-Day Injured Reserve | | | | |
| 11/24 | 72 | - | F Darby Llewellyn placed on 14-Day Injured Reserve | | | | |
| 11/24 | 73 | / | D Tanner Palocsik transferred from 3-Day Injured Reserve to 14-Day Injured Reserve | | | | |
| 11/25 | 74 | - | D Will MacKinnon recalled by Cleveland | | | | |
| 11/25 | 75 | - | F Mitch Lewandowski placed on Reserve | | | | |
| 11/25 | 76 | + | D Brendon Michaelian activated from Reserve | | | | |
| 11/25 | 77 | + | F Jacques Bouquot activated from Reserve | | | | |
| 11/27 | 78 | - | G Carter Gylander reassigned to Grand Rapids by Detroit | | | | |
| 11/28 | 79 | + | G Liam Soulière activated from 3-Day Injured Reserve | | | | |
| 11/28 | 80 | - | F Jacques Bouquot placed on Reserve | | | | |
| 11/28 | 81 | + | F Mitch Lewandowski activated from Reserve | | | | |
| 11/29 | 82 | + | G Carter Gylander reassigned from Grand Rapids by Detroit | | | | |
| 11/29 | 83 | + | F Jacques Bouquot activated from Reserve | | | | |
| 11/29 | 84 | - | F Colby Ambrosio placed on Reserve | | | | |
| 11/29 | 85 | - | G Liam Soulière placed on Reserve | | | | |
| 11/30 | 84 | - | F Denis Smirnov placed on Reserve | | | | |
| 11/30 | 85 | + | F Colby Ambrosio activated from Reserve | | | | |
| 12/3 | 86 | + | D Jacob Truscott assigned to Toledo by Grand Rapids | | | | |
| 12/6 | 87 | - | D Brendon Michaelian placed on Reserve | | | | |
| 12/6 | 88 | - | F Sam Craggs placed on Reserve | | | | |
| 12/6 | 89 | + | D Jed Pietila activated from Reserve | | | | |
| 12/6 | 90 | + | F Denis Smirnov activated from Reserve | | | | |
| 12/10 | 91 | - | D Jacob Truscott recalled by Grand Rapids | | | | |
| 12/10 | 92 | - | F Chad Hillebrand loaned to Grand Rapids | | | | |
| 12/11 | 93 | + | F Chad Hillebrand returned from loan by Grand Rapids | | | | |
| 12/11 | 94 | + | D Jacob Truscott reassigned to Toledo by Grand Rapids | | | | |
| 12/12 | 95 | - | G Carter Gylander reassigned to Grand Rapids by Detroit | | | | |
| 12/12 | 96 | + | G Liam Soulière activated from 3-Day Injured Reserve | | | | |
| 12/12 | 97 | - | F Nate Roy placed on Reserve | | | | |
| 12/12 | 98 | + | F Sam Craggs activated from Reserve | | | | |
| 12/13 | 99 | - | D Jed Pietila placed on Reserve | | | | |
| 12/13 | 100 | + | D Brendon Michaelian activated from Reserve | | | | |
| 12/16 | 101 | + | G Matt Jurusik signed | | | | |
| 12/16 | 102 | - | G Liam Soulière placed on 14-Day Injured Reserve | | | | |
| 12/19 | 103 | - | F Chad Hillebrand loaned to Grand Rapids | | | | |
| 12/19 | 104 | - | D Brendon Michaelian placed on Reserve | | | | |
| 12/19 | 105 | + | F Nate Roy activated from Reserve | | | | |
| 12/19 | 106 | + | D Jed Pietila activated from Reserve | | | | |
| 12/20 | 107 | - | F Mitch Lewandowski placed on Reserve | | | | |
| 12/20 | 108 | - | D Jed Pietila placed on Reserve | | | | |
| 12/20 | 109 | + | F Darby Llewellyn activated from 14-Day Injured Reserve | | | | |
| 12/20 | 110 | + | D Brendon Michaelian activated from Reserve | | | | |
| 12/22 | 111 | + | F Chad Hillebrand returned from loan by Grand Rapids | | | | |
| 12/22 | 112 | - | F Brandon Hawkins placed on 3-Day Injured Reserve | | | | |
| 12/26 | 113 | - | F Chad Hillebrand loaned to Grand Rapids | | | | |
| 12/28 | 114 | + | G Carter Gylander reassigned from Grand Rapids by Detroit | | | | |
| 12/28 | 115 | + | F Mitch Lewandowski activated from Reserve | | | | |
| 12/28 | 116 | - | G Nolan Lalonde reassigned to Cleveland by Columbus | | | | |
| 12/31 | 117 | - | D Brendon Michaelian placed on Reserve | | | | |
| 12/31 | 118 | - | F Darby Llewellyn placed on Reserve | | | | |
| 12/31 | 119 | + | F Brandon Hawkins activated from 3-Day Injured Reserve | | | | |
| 12/31 | 120 | + | D Jed Pietila activated from Reserve | | | | |

Toledo Walleye 2025-26 Game by Game

| # | Date | OPP | W/L/T | Score | Record | Walleye Goals | Goaltender | S/F | S/A | PP | PK | ATTN | TOG |
|----|--------------|------------|-------|-------|----------|--|---|-----|----------|-----|-----|--------------|------|
| 1 | 10/18 | IND | W | 4-1 | 1-0-0-0 | Llewellyn (1), Smirnov (1,2) , Moyle (1) | Gylander (25/26 SV, 1-0-0-0) | 23 | 26 | 2-4 | 6-7 | 5,157 | 2:48 |
| 2 | 10/24 | BLM | L | 2-4 | 1-1-0-0 | Hillebrand (1), Moyle (2) | Gylander (23/26 SV, 1 EN, 1-1-0-0) | 40 | 27 | 2-4 | 2-2 | 2,342 | 2:37 |
| 3 | 10/25 | BLM | W | 6-2 | 2-1-0-0 | Hawkins (1,2,3), Dickinson (1) , Moyle (3), Hillebrand (2) | Lalonde (33/35 SV, 1-0-0-0) | 34 | 35 | 0-3 | 2-3 | 3,008 | 2:45 |
| 4 | 11/1 | IND | W | 6-2 | 3-1-0-0 | Hillebrand (3,4) , Hillman (1,2), Moyle (4), Craggs (1) | Gylander (23/25 SV, 2-1-0-0) | 51 | 25 | 1-5 | 2-2 | 8,300 | 2:24 |
| 5 | 11/7 | KAL | L | 4-5 | 3-2-0-0 | Ambrosio (1), Dickinson (2), Hawkins (4), Swoyer (1) | Gylander (23/28 SV, 2-2-0-0) | 39 | 28 | 2-4 | 0-0 | 4,421 | 2:36 |
| 6 | 11/8 | KAL | W | 5-2 | 4-2-0-0 | Ernst (1), Smirnov (3), Roy (1) , Kelly (1), Hillman (3) | Lalonde (24/26 SV, 2-0-0-0) | 32 | 26 | 0-3 | 4-4 | 8,300 | 2:29 |
| 7 | 11/9 | IA | L | 1-2 | 4-3-0-0 | McCourt (1) | Lalonde (7/9 SV, 2-1-0-0) | 31 | 9 | 0-1 | 3-3 | 7,776 | 2:25 |
| 8 | 11/12 | CIN | W | 3-2 | 5-3-0-0 | Ambrosio (2), Kelly (2), McCourt (2) | Lalonde (29/31 SV, 3-1-0-0) | 17 | 31 | 2-3 | 5-5 | 7,567 | 2:27 |
| 9 | 11/14 | CIN | W | 5-2 | 6-3-0-0 | Dickinson (3,4), Ernst (2), Roy (2) , Hillman (4) | Soulière (20/22 SV, 1-0-0-0) | 37 | 22 | 1-3 | 1-2 | 6,328 | 2:33 |
| 10 | 11/15 | FW | W | 2-1 | 7-3-0-0 | Ernst (3), Hillebrand (5) | Lalonde (22/23 SV, 4-1-0-0) | 21 | 23 | 0-3 | 2-2 | 8,137 | 2:14 |
| 11 | 11/18 | CIN | T* | 4-5 | 7-3-1-0 | Smirnov (4,5), Ambrosio (3), Moyle (5) | Lalonde (16/21 SV, 4-1-1-0) | 32 | 21 | 1-4 | 1-2 | 12,867 | 2:38 |
| 12 | 11/21 | WIC | W | 4-1 | 8-3-1-0 | Andrews (1), Ernst (4) , Dickinson (5), Keenan (1) | Soulière (19/20 SV, 2-0-0-0) | 32 | 20 | 0-2 | 1-1 | 8,006 | 2:29 |
| 13 | 11/22 | WIC | T# | 3-4 | 8-3-1-1 | Kelly (3), Ernst (5), Hawkins (5) | Lalonde (27/30 SV, (2-4 SO), 4-1-1-1) | 26 | 31 | 0-2 | 8-8 | 8,119 | 2:40 |
| 14 | 11/26 | CIN | W* | 3-2 | 9-3-1-1 | Swoyer (2,3), Hawkins (6) | Gylander (26/28 SV, 3-2-0-0) | 44 | 28 | 1-1 | 1-2 | 11,105 | 2:34 |
| 15 | 11/28 | WHL | L | 2-5 | 9-4-1-1 | Dickinson (6), Ernst (6) | Soulière (2/5 SV, 2-1-0-0) Lalonde (11/13 SV) | 32 | 18 | 0-4 | 1-2 | 8,300 | 2:28 |
| 16 | 11/29 | IND | T# | 2-3 | 9-4-1-2 | Michaelian (1), Dickinson (7) | Lalonde (23/25 SV, (0-3 SO), 4-1-1-2 | 25 | 26 | 1-2 | 1-1 | 4,235 | 2:36 |
| 17 | 11/30 | FW | L | 1-5 | 9-5-1-2 | Keenan (2) | Gylander (24/29 SV, 3-3-0-0) | 14 | 29 | 0-3 | 2-4 | 6,158 | 2:23 |
| 18 | 12/3 | BLM | T* | 3-4 | 9-5-2-2 | Lewandowski (1), Bouquot (1), Hawkins (7) | Gylander (33/37 SV, 3-3-1-0) | 22 | 37 | 1-1 | 2-2 | 8,067 | 2:40 |
| 19 | 12/6 | FW | W* | 5-4 | 10-5-2-2 | Ambrosio (4,5), Hillebrand (6), Kelly (4), Dickinson (8) | Lalonde (35/39 SV, 5-1-1-2) | 34 | 39 | 4-5 | 2-4 | 8,104 | 3:05 |
| 20 | 12/7 | IND | W | 3-2 | 11-5-2-2 | Ernst (7), Hawkins (8), Hillman (5) | Gylander (29/31 SV, 4-3-1-0) | 30 | 31 | 1-2 | 2-2 | 7,927 | 2:25 |
| 21 | 12/12 | IA | W | 4-2 | 12-5-2-2 | Smirnov (6), Hawkins (9,10) , Kelly (5) | Lalonde (25/27 SV, 6-1-1-2) | 35 | 27 | 1-5 | 5-7 | 1,627 | 2:30 |
| 22 | 12/13 | IA | W | 4-1 | 13-5-2-2 | Truscott (1), Hillebrand (7) , Kelly (6,7) | Soulière (22/23 SV, 3-1-0-0) | 36 | 23 | 0-2 | 2-2 | 1,258 | 2:25 |
| 23 | 12/19 | IA | W | 5-2 | 14-5-2-2 | Smirnov (7), McCourt (3), Craggs (2) , Hawkins (11), Roy (3) | Lalonde (29/31 SV, 7-1-1-2) | 30 | 31 | 2-5 | 3-4 | 7,909 | 2:38 |
| 24 | 12/20 | IA | W | 8-2 | 15-5-2-2 | Hawkins(12,13,14,15),Ambrosio (6), Kelly (8) ,Dickinson (9),Truscott(2) | Jurusik (34/36 SV, 1-0-0-0) | 26 | 36 | 1-3 | 3-3 | 7,882 | 2:37 |
| | 12/26 | WHL | | | | | | | | | | | |
| | 12/27 | FW | | | | | | | | | | | |
| | 12/28 | IND | | | | | | | | | | | |
| 25 | 12/31 | KAL | W | 5-3 | 16-5-2-2 | Andrews (2), Lewandowski (2,3), Smirnov (8), Dickinson (10) | Gylander (27/30 SV, 5-3-1-0) | 34 | 30 | 2-4 | 3-5 | 5,038 | 2:32 |
| 26 | 1/2 | CIN | W | 4-0 | 17-5-2-2 | Ambrosio (7) , Smirnov (9), Hawkins (16), Pietila (1) | Gylander (29/29 SV, 6-3-1-0) | 29 | 29 | 1-5 | 4-4 | 7,956 | 2:19 |
| 27 | 1/3 | CIN | | | | | | | | | | | |
| 28 | 1/4 | BLM | | | | | | | | | | | |
| 29 | 1/9 | IA | | | | | | | | | | | |
| 30 | 1/10 | FW | | | | | | | | | | | |
| 31 | 1/11 | FW | | | | | | | | | | | |
| 32 | 1/16 | IA | | | | | | | | | | | |
| 33 | 1/17 | IA | | | | | | | | | | | |
| 34 | 1/18 | BLM | | | | | | | | | | | |
| 35 | 1/23 | KAL | | | | | | | | | | | |
| 36 | 1/24 | KAL | | | | | | | | | | | |
| 37 | 1/25 | CIN | | | | | | | | | | | |
| 38 | 1/30 | KAL | | | | | | | | | | | |
| 39 | 1/31 | KAL | | | | | | | | | | | |
| 40 | 2/1 | CIN | | | | | | | | | | | |
| 41 | 2/6 | CIN | | | | | | | | | | | |
| 42 | 2/7 | FW | | | | | | | | | | | |
| 43 | 2/13 | CIN | | | | | | | | | | | |
| 44 | 2/14 | CIN | | | | | | | | | | | |
| 45 | 2/15 | FW | | | | | | | | | | | |
| 46 | 2/20 | TR | | | | | | | | | | | |
| 47 | 2/21 | TR | | | | | | | | | | | |
| 48 | 2/22 | TR | | | | | | | | | | | |
| 49 | 2/25 | CIN | | | | | | | | | | | |
| 50 | 2/27 | BLM | | | | | | | | | | | |
| 51 | 2/28 | BLM | | | | | | | | | | | |
| 52 | 3/1 | IA | | | | | | | | | | | |
| 53 | 3/6 | CIN | | | | | | | | | | | |
| 54 | 3/8 | WIC | | | | | | | | | | | |
| 55 | 3/12 | SAV | | | | | | | | | | | |
| 56 | 3/13 | SC | | | | | | | | | | | |
| 57 | 3/14 | SC | | | | | | | | | | | |
| 58 | 3/16 | SAV | | | | | | | | | | | |
| 59 | 3/20 | TAH | | | | | | | | | | | |
| 60 | 3/21 | TAH | | | | | | | | | | | |
| 61 | 3/22 | TAH | | | | | | | | | | | |
| 62 | 3/27 | IND | | | | | | | | | | | |
| 63 | 3/28 | BLM | | | | | | | | | | | |
| 64 | 3/29 | BLM | | | | | | | | | | | |
| 65 | 4/3 | KAL | | | | | | | | | | | |
| 66 | 4/4 | WHL | | | | | | | | | | | |
| 67 | 4/10 | CIN | | | | | | | | | | | |
| 68 | 4/11 | CIN | | | | | | | | | | | |
| 69 | 4/12 | FW | | | | | | | | | | | |

Home Games, Sellouts (7,431), Game Winners and Shutouts in Bold

* = Overtime # = Shootout

| | | | | | | |
|--------------------------|---------|-------------------------|----------------------|------------------|-------|------|
| Overall Attendance: | 175,894 | Franchise Sellouts: 312 | 2025-26 Sellouts: 13 | Overall Averages | 6,765 | 2:32 |
| Overall Home Attendance: | 104,394 | | | Home Averages | 8,030 | 2:32 |
| Overall Road Attendance: | 71,500 | | | Road Averages | 5,500 | 2:33 |

| 2025-26 Toledo Walleye Milestone Tracker | | |
|--|--|------------------------|
| Player | Upcoming Milestone | Current |
| Will Hillman | Franchise Shorthanded Points Record (Alden Hirschfeld - 9) | 8 Shorthanded Points |
| Brandon Hawkins | 400 Pro Games | 397 Pro Games |
| Conlan Keenan | 300 Pro Games | 297 Pro Games |
| Riley McCourt | 200th ECHL Game | |
| Jordan Ernst | 100 Pro Assists | 92 Pro Assists |
| Darby Llewellyn | 100 ECHL Points | 99 ECHL Points |
| | 100 Pro Assists | 95 Pro Assists |
| | 400 Pro Games | 395 Pro Games |
| Team | Team Single Season Shorthanded Points Record (Currently T-1 w/ 2009-10: 24 SH Pts) | 24 Shorthanded Points |
| | Team Single Season Shorthanded Points Record (Currently T-2: Record is 2009-10: 14 SHA) | 13 Shorthanded Assists |

| Previously Achieved Milestones | Milestone | Date Achieved |
|--------------------------------|--|-------------------------|
| Nick Andrews | First Pro Goal (Regular Season) | 11/21/25 vs Wichita |
| Will Hillman | First Pro Goal | 11/1/25 vs Indy |
| | Ties Single Game SHG Record (2) | |
| | Ties Franchise Single Season SHG Record (3) | 11/14/25 at Cincinnati |
| | Sets Single Season SH Points Record (6) | 11/18/25 at Cincinnati |
| Tanner Edwards | Sets Single Season SHA Record (3) | |
| Brandon Hawkins | First Pro Game | 10/25/25 at Bloomington |
| | 400 ECHL Points | 10/18/25 at Indy |
| | 200 Pro Goals | 12/3/25 vs. Bloomington |
| | 200 ECHL Goals | 12/12/25 at Iowa |
| | 200 Toledo Assists | 12/31/25 at Kalamazoo |
| Jacob Truscott | First ECHL Assist | |
| | First ECHL Game | 11/7/25 at Kalamazoo |
| | First Pro Goal | 12/13/25 at Iowa |
| Conlan Keenan | 250th Toledo Game | 11/1/25 vs Indy |
| Riley McCourt | 100 ECHL Assists | |
| | Most Assists - Defenseman - Franchise Record | 12/6/25 vs. Fort Wayne |
| | Most Points - Defensemen - Franchise Record | 12/31/25 at Kalamazoo |
| Nolan Moyle | 100 Pro Games | 10/18/25 at Indy |
| Jordan Ernst | Ties Franchise Single Season SHG Record (3) | 11/18/25 at Cincinnati |
| Tanner Kelly | 100th ECHL Game | 11/14/25 at Cincinnati |
| | First Pro Game | 10/24/25 at Bloomington |
| | First Pro Assist | 11/7/25 at Kalamazoo |
| | First Pro Goal | 11/8/25 vs. Kalamazoo |
| Nate Roy | First Pro Goal | 10/24/25 at Bloomington |
| | First Pro Assist | 11/8/25 vs. Kalamazoo |
| | First Pro Assist | 11/22/25 vs. Wichita |
| Carter Gylander | 1,000 ECHL Saves | 12/3/25 vs. Bloomington |
| Nolan Lalonde | First Pro Game | |
| | First Pro Win | 10/25/25 at Bloomington |
| Liam Soulière | First Pro Appearance | |
| | First Pro Win | 11/14/25 at Cincinnati |
| Team | Franchise Single Season Team SHG Record (11) | 1/2/26 at Cincinnati |

| 2025-26 Walleye Season Breakdown | | | |
|----------------------------------|--|---------------------------------------|---|
| Highs and Lows | | | |
| Toledo | | Opponents | |
| Toledo Skaters | | Skaters | |
| Most Goals: | 4 (Brandon Hawkins, 12/20 vs. IA) | Most Goals: | 2 (10x) (Last: Nolan Walker, 12/31 at KAL) |
| Most Assists: | 3 (2x) (Hawkins, McCourt, 12/6 vs FW) | Most Assists: | 3 (Jalen Smereck, 12/6 vs FW) |
| Most Points: | 4 (Brandon Hawkins, 12/20 vs. IA) | Most Points: | 3 (2x) (Last: Jalen Smereck, 12/6 vs FW) |
| Most Shots: | 8 (Brandon Hawkins, 11/1 vs IND; 12/20 vs. IA) | Most Shots: | 7 (Ryan Kirwan, 11/12 vs CIN) |
| Most Power Play Goals: | 2 (2x) (Smirnov, 10/18 at IND; Ambrosio, 12/6 vs FW) | Most Power Play Goals: | 2 (2x) (Last: Nolan Walker, 12/31 at KAL) |
| Most Shorthanded Goals: | 2 (Will Hillman, 11/1 vs IND) | Most Shorthanded Goals: | - |
| Most Penalty Minutes: | 10 (Colin Swoyer, 10/18 at IND) | Most Penalty Minutes: | 17 (Cole Fraser, 11/14 at CIN) |
| Fastest Goal Scored: | :37, 1st (Chad Hillebrand, 11/1 vs IND) | Fastest Goal Scored: | 1:45 1st (Justin Vaive, 11/14 at CIN) |
| Toledo Goaltenders | | Goaltenders | |
| Fewest Goals Allowed: | 0 (Carter Gylander, 1/2 at CIN) | Fewest Goals Allowed: | 0 (Hugo Ollas, 10/24 at BLM) |
| Most Goals Allowed: | 5 (3x) (Gylander, 2x; Lalonde, 11/18 at CIN) | Most Goals Allowed: | 6 (2x) (Flores, 11/1 vs IND; Rousseau, 12/20 vs IA) |
| Most SO Goals Allowed: | 3 (Nolan Lalonde, 11/29 at IND) | Most SO Goals Allowed: | 1 (Roddy Ross, 11/22 vs WIC) |
| Most Shots Faced: | 39 (Nolan Lalonde, 12/6 vs FW) | Most Shots Faced: | 51 (Owen Flores, 11/1 vs IND) |
| Fewest Shots Faced: | 9 (Nolan Lalonde, 11/9 vs IA) | Fewest Shots Faced: | 14 (Hugo Ollas, 10/24 at BLM) |
| Most Saves: | 35 (Nolan Lalonde, 12/6 vs FW) | Most Saves: | 45 (Owen Flores, 11/1 vs IND) |
| Most SO Saves: | 2 (Nolan Lalonde, 11/22 vs WIC) | Most SO Saves: | 3 (Roddy Ross, 11/22 vs WIC) |
| Most Consecutive Starts: | 3 (Nolan Lalonde, 11/8 - 11/12) | | |
| General | | | |
| Goals | | Streaks: | |
| Most Goals Scored: | 8 (12/20 vs. IA) | Longest Overall Win Streak: | 8 (12/6 -) |
| Fewest Goals Scored: | 1 (2x) (11/9 vs IA, 11/30 at FW) | Longest Overall Unbeaten Streak: | 9 (12/3 -) |
| Most Goals Allowed: | 5 (4x) (Last: 11/30 at FW) | Longest Overall Losing Streak: | 1 (5x) (Last: 11/30) |
| Fewest Goals Allowed: | 0 (1/2 at CIN) | Longest Overall Winless Streak: | 4 (11/28 - 12/3) |
| Shots | | Longest Home Win Streak: | 4 (12/6 -) |
| Most Shots Taken: | 51 (11/1 vs IND) | Longest Home Unbeaten Streak: | 5 (12/3 -) |
| Fewest Shots Taken: | 14 (11/30 at FW) | Longest Home Losing Streak: | 1 (2x) (Last: 11/28) |
| Most Shots Allowed: | 39 (12/6 vs FW) | Longest Home Winless Streak: | 3 (11/22 - 12/3) |
| Fewest Shots Allowed: | 9 (11/9 vs IA) (Toledo ECHL Record) | Longest Road Win Streak: | 4 (12/12 -) |
| Power Plays | | Longest Road Unbeaten Streak: | 4 (2x) (11/14 - 11/29; 12/12 -) |
| Most Power Play Goals: | 4 (12/6 vs FW) | Longest Road Losing Streak: | 1 (3x) (Last: 11/30) |
| Most Power Play Chances: | 5 (4x) (Last: 12/19 vs IA) | Longest Road Winless Streak: | 2 (11/29 - 11/30) |
| Most Power Play Goals Allowed: | 2 (4x) (Last: 12/31 at KAL) | Consecutive Games with a PPG: | 4 (12/3 - 12/12) |
| Most Power Play Chances Allowed: | 8 (11/22 vs WIC) | Consecutive Games w/ a SHG: | 2 (10/25 - 11/1) |
| Penalties | | Consecutive Games w/o Allowing a PPG: | 5 (11/1 - 11/12) |
| Most Penalty Minutes Combined: | 44 (11/14 at CIN) | Consecutive Games w/o Allowing a SHG: | 26 (10/18 -) |
| Least Penalty Minutes Combined: | 6 (4x) (Last: 12/3 vs BLM) | Consecutive Games with a Fight: | 2 (12/20 - 12/31) |
| Most Toledo Penalty Minutes: | 25 (10/18 at IND) | Consecutive Games without a Fight: | 13 (11/15 - 12/19) |
| Least Toledo Penalty Minutes: | 2 (3x) (Last: 11/29 at IND) | Longest Individual Goal Streak | 4 (Nolan Moyle, 10/18 - 11/1) |
| Most Opponent Penalty Minutes: | 22 (2x) (10/25 at BLM, 11/14 at CIN) | Longest Individual Assist Streak | 5 (Andrews, 10/18 - 11/7; Hawkins 11/12-21) |
| Least Opponent Penalty Minutes: | 2 (2x) (Last: 12/3 vs BLM) | Longest Individual Point Streak | 9 (Brandon Hawkins, 11/12 - 11/29) |
| | | Longest Goaltender Win Streak | 3 (Nolan Lalonde, 12/6 -) |
| | | Longest Goaltender Unbeaten Streak | 8 (Nolan Lalonde, 11/12 -) |
| | | Longest Goaltender Losing Streak | |
| | | Longest Goaltender Winless Streak | 3 (Nolan Lalonde, 11/18 - 11/29) |
| Overtime Goals | | | |
| Toledo | | Opponents | |
| Brandon Hawkins | 2:17, 11/26 at CIN | Luke Grainger | 5:10, 11/18 at CIN |
| Tanner Dickinson | 6:56, 12/6 vs FW | Eddie Matsushima | 2:39, 12/3 vs BLM |
| | | | |
| | | | |
| Hat Tricks | | | |
| Toledo | | Opponents | |
| Brandon Hawkins (10) | 10/25 at BLM | | |
| Brandon Hawkins (11) (4 Goals) | 12/20 vs. IA | | |
| | | | |
| | | | |
| Shorthanded Goals | | | |
| Toledo | | Opponents | |
| Darby Llewellyn (1) | 16:05, 2nd, 10/18 at IND | | |
| Nolan Moyle (1) | 16:15, 3rd, 10/18 at IND | | |
| Nolan Moyle (2) | 17:54, 3rd, 10/25 at BLM | | |
| Will Hillman (1) | 7:04, 2nd, 11/1 vs. IND | | |
| Chad Hillebrand (1) | 7:25, 2nd, 11/1 vs. IND | | |
| Will Hillman (2) | 19:38, 3rd, 11/1 vs. IND | | |
| Will Hillman (3) | 11:52, 2nd, 11/14 at CIN | | |
| Nolan Moyle (3) | 16:42, 2nd, 11/18 at CIN | | |
| Chad Hillebrand (2) | 19:43, 2nd, 12/13 at IA | | |
| Mitch Lewandowski (1) | 12:18, 2nd, 12/31 at KAL | | |
| Jed Pietila (1) | 14:00, 2nd, 1/2 at CIN | | |
| Penalty Shots | | | |
| Shooter | Goaltender | Time/Period/Date | Goal/Miss |
| Tanner Kelly (TOL) | Callum Tung (BLM) | 10:15, 1st, 10/24 at BLM | MISS |
| Brett Budgell (BLM) | Carter Gylander (TOL) | 13:22, 2nd, 10/24 at BLM | GOAL |
| Brandon Hawkins (TOL) | Jake Barczewski (BLM) | 12:02, 2nd, 10/25 at BLM | GOAL |
| Jordan Ernst (TOL) | Kyle McClellan (CIN) | 18:42, 1st, 11/14 at CIN | GOAL |
| Nate Roy (TOL) | Samuel Jonsson (FW) | 18:31, 2nd, 12/6 vs FW | MISS |

2025-26 Toledo Walleye by the Numbers

| Toledo Walleye vs. ECHL | | | | | | | | | | | | | | | | | | | |
|-------------------------|----|---|---|--------|----|----|-----|-----|-------|-----|-----|--------|-----|-------|-----|-------|-----|-----|----|
| Opponent | W | L | T | Points | GF | GA | PPG | PPC | PP% | PKK | PKA | PK% | SF | SFG | SA | SAG | OT | SO | GR |
| Bloomington | 1 | 1 | 1 | 3 | 11 | 10 | 3 | 8 | 37.5% | 6 | 7 | 85.7% | 96 | 32.00 | 99 | 33.00 | 0-1 | 0-0 | 6 |
| Cincinnati | 4 | 0 | 1 | 9 | 19 | 11 | 6 | 16 | 37.5% | 12 | 15 | 80.0% | 159 | 31.80 | 131 | 26.20 | 1-1 | 0-0 | 10 |
| Fort Wayne | 2 | 1 | 0 | 4 | 8 | 10 | 4 | 11 | 36.4% | 6 | 10 | 60.0% | 69 | 23.00 | 91 | 30.33 | 1-0 | 0-0 | 6 |
| Indy | 3 | 0 | 1 | 7 | 15 | 8 | 5 | 13 | 38.5% | 11 | 12 | 91.7% | 129 | 32.25 | 108 | 27.00 | 0-0 | 0-1 | 2 |
| Iowa | 4 | 1 | 0 | 8 | 22 | 9 | 4 | 16 | 25.0% | 16 | 19 | 84.2% | 158 | 31.60 | 126 | 25.20 | 0-0 | 0-0 | 4 |
| Kalamazoo | 2 | 1 | 0 | 4 | 14 | 10 | 4 | 11 | 36.4% | 7 | 9 | 77.8% | 105 | 35.00 | 84 | 28.00 | 0-0 | 0-0 | 5 |
| Savannah | | | | - | | | | | - | | | - | | - | | - | | | 2 |
| South Carolina | | | | - | | | | | - | | | - | | - | | - | | | 2 |
| Tahoe | | | | - | | | | | - | | | - | | - | | - | | | 3 |
| Trois-Rivières | | | | - | | | | | - | | | - | | - | | - | | | 3 |
| Wheeling | 0 | 1 | 0 | 0 | 2 | 5 | 0 | 4 | 0.0% | 1 | 2 | 50.0% | 32 | 32.00 | 18 | 18.00 | 0-0 | 0-0 | 2 |
| Wichita | 1 | 0 | 1 | 3 | 7 | 5 | 0 | 4 | 0.0% | 9 | 9 | 100.0% | 58 | 29.00 | 51 | 25.50 | 0-0 | 0-1 | 1 |
| Totals v. All Teams | W | L | T | Points | GF | GA | PPG | PPC | PP% | PKK | PKA | PK% | SF | SFG | SA | SAG | OT | SO | GR |
| | 17 | 5 | 4 | 38 | 98 | 68 | 26 | 83 | 31.3% | 68 | 83 | 81.9% | 806 | 31.00 | 708 | 27.23 | 2-2 | 0-2 | 46 |

| Toledo Walleye Home/Away and vs. Divisions | | | | | | | | | | | | | | | | | | | |
|--|----|---|---|--------|----|----|-----|-----|-------|-----|-----|--------|-----|-------|-----|-------|-----|-----|----|
| Home/Away | W | L | T | Points | GF | GA | PPG | PPC | PP% | PKK | PKA | PK% | SF | SFG | SA | SAG | OT | SO | GR |
| Home | 9 | 2 | 2 | 20 | 42 | 31 | 12 | 39 | 30.8% | 38 | 42 | 90.5% | 358 | 27.54 | 321 | 24.69 | 1-1 | 0-1 | 23 |
| Away | 8 | 3 | 2 | 18 | 48 | 35 | 14 | 44 | 31.8% | 30 | 41 | 73.2% | 422 | 32.46 | 351 | 27.00 | 1-1 | 0-1 | 23 |
| vs. Divisions | W | L | T | Points | GF | GA | PPG | PPC | PP% | PKK | PKA | PK% | SF | SFG | SA | SAG | OT | SO | GR |
| vs. Central | 16 | 4 | 3 | 35 | 89 | 58 | 26 | 75 | 34.7% | 58 | 72 | 80.6% | 716 | 31.13 | 639 | 0.00 | 2-2 | 0-1 | 33 |
| vs. Mountain | 1 | 0 | 1 | 3 | 7 | 5 | 0 | 4 | 0.0% | 9 | 9 | 100.0% | 58 | 29.00 | 51 | 0.00 | 0-0 | 0-1 | 4 |
| vs. North | 0 | 1 | 0 | 0 | 2 | 5 | 0 | 4 | 0.0% | 1 | 2 | 50.0% | 32 | 32.00 | 18 | 0.00 | 0-0 | 0-0 | 5 |
| vs. South | 0 | 0 | 0 | 0 | 0 | 0 | 0 | 0 | - | 0 | 0 | - | 0 | - | 0 | - | 0-0 | 0-0 | 4 |

| | Overall | | | Home | | | Road | | |
|---------------------|---------|-----|-----|------|-----|-----|------|-----|-----|
| First Period | TOL | OPP | +/- | TOL | OPP | +/- | TOL | OPP | +/- |
| 0:00 - 5:00 | 6 | 4 | 2 | 5 | 1 | 4 | 1 | 3 | -2 |
| 5:01 - 10:00 | 4 | 6 | -2 | 1 | 6 | -5 | 3 | 0 | 3 |
| 10:01 - 15:00 | 4 | 4 | 0 | 2 | 3 | -1 | 2 | 1 | 1 |
| 15:01 - 20:00 | 7 | 3 | 4 | 3 | 0 | 3 | 4 | 3 | 1 |
| First 2 Minutes | 4 | 1 | 3 | 4 | 0 | 4 | 0 | 1 | -1 |
| Last 2 Minutes | 4 | 2 | 2 | 2 | 0 | 2 | 2 | 2 | 0 |
| First Period Total | 21 | 17 | 4 | 11 | 10 | 1 | 10 | 7 | 3 |
| Second Period | TOL | OPP | +/- | TOL | OPP | +/- | TOL | OPP | +/- |
| 0:00 - 5:00 | 2 | 6 | -4 | 0 | 2 | -2 | 2 | 4 | -2 |
| 5:01 - 10:00 | 9 | 6 | 3 | 6 | 1 | 5 | 3 | 5 | -2 |
| 10:01 - 15:00 | 10 | 8 | 2 | 6 | 5 | 1 | 4 | 3 | 1 |
| 15:01 - 20:00 | 11 | 7 | 4 | 6 | 4 | 2 | 5 | 3 | 2 |
| First 2 Minutes | 0 | 2 | -2 | 0 | 0 | 0 | 0 | 2 | -2 |
| Last 2 Minutes | 3 | 2 | 1 | 2 | 1 | 1 | 1 | 1 | 0 |
| Second Period Total | 32 | 27 | 5 | 18 | 12 | 6 | 14 | 15 | -1 |
| Third Period | TOL | OPP | +/- | TOL | OPP | +/- | TOL | OPP | +/- |
| 0:00 - 5:00 | 7 | 7 | 0 | 3 | 2 | 1 | 4 | 5 | -1 |
| 5:01 - 10:00 | 5 | 0 | 5 | 1 | 0 | 1 | 4 | 0 | 4 |
| 10:01 - 15:00 | 9 | 5 | 4 | 4 | 4 | 0 | 5 | 1 | 4 |
| 15:01 - 20:00 | 14 | 6 | 8 | 4 | 1 | 3 | 10 | 5 | 5 |
| First 2 Minutes | 2 | 2 | 0 | 1 | 1 | 0 | 1 | 1 | 0 |
| Last 2 Minutes | 9 | 2 | 7 | 4 | 0 | 4 | 5 | 2 | 3 |
| Third Period Total | 35 | 18 | 17 | 12 | 7 | 5 | 23 | 11 | 12 |
| Overtime | TOL | OPP | +/- | TOL | OPP | +/- | TOL | OPP | +/- |
| | 2 | 2 | 0 | 1 | 1 | 0 | 1 | 1 | 0 |
| Shootout | TOL | OPP | +/- | TOL | OPP | +/- | TOL | OPP | +/- |
| | 0 | 2 | -2 | 0 | 1 | -1 | 0 | 1 | -1 |
| Overall | TOL | OPP | +/- | TOL | OPP | +/- | TOL | OPP | +/- |
| 0:00 - 5:00 | 15 | 17 | -2 | 8 | 5 | 3 | 7 | 12 | -5 |
| 5:01 - 10:00 | 18 | 12 | 6 | 8 | 7 | 1 | 10 | 5 | 5 |
| 10:01 - 15:00 | 23 | 17 | 6 | 12 | 12 | 0 | 11 | 5 | 6 |
| 15:01 - 20:00 | 32 | 16 | 16 | 13 | 5 | 8 | 19 | 11 | 8 |
| First 2 Minutes | 6 | 5 | 1 | 5 | 1 | 4 | 1 | 4 | -3 |
| Last 2 Minutes | 16 | 6 | 10 | 8 | 1 | 7 | 8 | 5 | 3 |
| Total | 90 | 66 | 24 | 42 | 31 | 11 | 48 | 35 | 13 |

| Scoring by Periods (Overall) | | | | | | |
|------------------------------|-----|-----|-----|----|----|-------|
| | 1st | 2nd | 3rd | OT | SO | Total |
| Toledo | 21 | 32 | 35 | 2 | 0 | 90 |
| Opposition | 17 | 27 | 18 | 2 | 2 | 66 |
| Scoring by Periods (Home) | | | | | | |
| | 1st | 2nd | 3rd | OT | SO | Total |
| Toledo | 11 | 18 | 12 | 1 | 0 | 42 |
| Opposition | 10 | 12 | 7 | 1 | 1 | 31 |
| Scoring by Periods (Away) | | | | | | |
| | 1st | 2nd | 3rd | OT | SO | Total |
| Toledo | 10 | 14 | 23 | 1 | 0 | 48 |
| Opposition | 7 | 15 | 11 | 1 | 1 | 35 |

| Shots by Period (Overall) | | | | | | |
|---------------------------|-----|-----|-----|----|----|-------|
| | 1st | 2nd | 3rd | OT | SO | Total |
| Toledo | 268 | 259 | 238 | 15 | 0 | 780 |
| Opposition | 207 | 216 | 230 | 17 | 2 | 672 |
| Shots by Periods (Home) | | | | | | |
| | 1st | 2nd | 3rd | OT | SO | Total |
| Toledo | 134 | 120 | 98 | 6 | 0 | 358 |
| Opposition | 90 | 107 | 112 | 11 | 1 | 321 |
| Shots by Periods (Away) | | | | | | |
| | 1st | 2nd | 3rd | OT | SO | Total |
| Toledo | 134 | 139 | 140 | 9 | 0 | 422 |
| Opposition | 117 | 109 | 118 | 6 | 1 | 351 |

| 2025-26 Toledo Walleye Goal Support | | | | | |
|-------------------------------------|----|--------|----------|-----|---------|
| Goaltender | GS | Toledo | Opponent | +/- | Average |
| Gylander | 10 | 37 | 30 | 7 | 3.70 |
| Jurusik | 1 | 8 | 2 | 6 | 8.00 |
| Lalonde | 11 | 40 | 29 | 11 | 3.64 |
| Soulière | 4 | 13 | 7 | 6 | 3.25 |

2025-26 Toledo Walleye by the Numbers

| Toledo Walleye Shootout Numbers | | | |
|---------------------------------|-------|-----|--------|
| Player | Made | Att | % |
| Brandon Hawkins | 0 | 2 | 0.0% |
| Denis Smirnov | 1 | 1 | 100.0% |
| Jordan Ernst | 0 | 1 | 0.0% |
| Will Hillman | 0 | 1 | 0.0% |
| Mitch Lewandowski | 1 | 1 | 100.0% |
| | | | |
| | | | |
| | | | |
| | | | |
| | | | |
| | | | |
| | | | |
| | | | |
| | | | |
| | | | |
| | | | |
| | | | |
| Totals | 2 | 6 | 33.3% |
| Goaltender | Saves | Att | Per |
| Carter Gylander | 0 | 0 | - |
| Nolan Lalonde | 2 | 7 | 28.6% |
| Liam Soulière | 0 | 0 | - |
| Totals | 2 | 7 | 28.6% |

| Record by the Month | | | |
|---------------------|---------|---------|---------|
| Month | Overall | Home | Road |
| October | 2-1-0-0 | - | 2-1-0-0 |
| November | 7-4-1-2 | 5-2-0-1 | 2-2-1-1 |
| December | 7-0-1-0 | 4-0-1-0 | 3-0-0-0 |
| January | 1-0-0-0 | | 1-0-0-0 |
| February | | | |
| March | | | |
| April | | | |

| Record by the Day | | | |
|-------------------|---------|---------|---------|
| Day | Overall | Home | Road |
| Monday | | | |
| Tuesday | 0-0-1-0 | | 0-0-1-0 |
| Wednesday | 3-0-1-0 | 1-0-1-0 | 2-0-0-0 |
| Thursday | | | |
| Friday | 5-4-0-0 | 2-1-0-0 | 3-2-0-0 |
| Saturday | 8-0-0-2 | 5-0-0-1 | 3-0-0-1 |
| Sunday | 1-2-0-0 | 1-1-0-0 | 0-1-0-0 |

| Record When Scoring: | | | |
|----------------------|---------|---------------|----------|
| Scoring | Record | Allowing | Record |
| 0 goals | | 0 goals | 1-0-0-0 |
| 1 goal | 0-2-0-0 | 1 goal | 4-0-0-0 |
| 2 goals | 1-2-0-1 | 2 goals | 10-1-0-0 |
| 3 goals | 3-0-1-1 | 3 goals | 1-0-0-1 |
| 4 goals | 5-1-1-0 | 4 goals | 1-1-1-1 |
| 5 goals | 5-0-0-0 | 5 goals | 0-3-1-0 |
| 6 goals | 2-0-0-0 | 6 goals | |
| 7 goals | | 7 goals | |
| 8 goals | 1-0-0-0 | 8 goals | |
| 9 goals | | 9 goals | |
| 10 plus goals | | 10 plus goals | |

| Record in Game Situations | | | |
|---------------------------|----------|---------|---------|
| Situation | Overall | Home | Road |
| Scoring First Goal | 11-2-1-1 | 6-1-1-1 | 5-1-0-0 |
| Allowing First Goal | 6-3-1-1 | 3-1-0-0 | 3-2-1-1 |
| Outshooting OPP | 8-4-1-0 | 3-2-0-0 | 5-2-1-0 |
| Outshot by OPP | 8-1-1-2 | 6-0-1-1 | 2-1-0-1 |
| Shots Even | 1-0-0-0 | | 1-0-0-0 |
| Leading after First | 10-0-0-1 | 5-0-0-1 | 5-0-0-0 |
| Tied after First | 4-2-2-1 | 2-1-1-0 | 2-1-1-1 |
| Trailing after First | 3-3-0-0 | 2-1-0-0 | 1-2-0-0 |
| Leading after Second | 13-0-1-1 | 7-0-1-1 | 6-0-0-0 |
| Tied after Second | 1-0-0-1 | | 1-0-0-1 |
| Trailing after Second | 3-5-1-0 | 2-2-0-0 | 1-3-1-0 |
| One goal games | 5-2-2-2 | 4-1-1-1 | 1-1-1-1 |
| Two goal games | 2-1-0-0 | 0-0-0-0 | 2-1-0-0 |
| Three goal games | 6-1-0-0 | 3-1-0-0 | 3-0-0-0 |
| More than Three goals | 4-1-0-0 | 1-0-0-0 | 1-1-0-0 |
| After Regulation Win | 9-3-1-1 | 4-1-0-1 | 5-2-1-0 |
| After Regulation Loss | 3-0-1-1 | 2-0-1-0 | 1-0-0-1 |
| After OT Win | 1-1-0-0 | 1-1-0-0 | |
| After OT Loss | 2-0-0-0 | 2-0-0-0 | |
| After SO Win | | | |
| After SO Loss | 1-1-0-0 | | 1-1-0-0 |

| Toledo's Record after Regulation | | | |
|----------------------------------|-----------------|----------------|----------------|
| Overtime | 2-2 | 1-1 | 1-1 |
| Shootout | 0-2 | 0-1 | 0-1 |
| Overall | 2-4 | 1-2 | 1-2 |
| Season Total | 17-5-2-2 | 9-2-1-1 | 8-3-1-1 |

| Major/Match/Misconduct Penalties | | | | | |
|----------------------------------|----------------------|--------------------------|-----------------|--|--------------------------|
| Toledo | | | Opponent | | |
| Player | Infraction | Time/Period/Date | Player | Infraction | Time/Period/Date |
| Darby Llewellyn | Fighting | 9:28, 1st, 10/18 at IND | Jadon Joseph | Fighting | 9:28, 1st, 10/18 at IND |
| Colin Swoyer | Match, Check to Head | 12:06, 2nd, 10/18 at IND | Lou-Félix Denis | Fighting | 19:44, 3rd, 10/25 at BLM |
| Tanner Edwards | Fighting | 19:44, 3rd, 10/25 at BLM | Brandon Yeamans | Fighting | 19:44, 3rd, 10/25 at BLM |
| Tanner Palocsik | Fighting | 19:44, 3rd, 10/25 at BLM | Justin Vaive | Fighting | 16:44, 1st, 11/14 at CIN |
| Will MacKinnon | Fighting | 16:44, 1st, 11/14 at CIN | Cole Fraser | Match, Fighting, Instigating in Last 5 Mins | 18:51, 3rd, 11/14 at CIN |
| Nick Andrews | Fighting | 18:51, 3rd, 11/14 at CIN | | | |
| Darby Llewellyn | Fighting | 9:03, 3rd, 12/20 vs. IA | Jonny Sorenson | Misconduct (Rule 39.4) | 15:44, 3rd, 12/19 vs. IA |
| Colin Swoyer | Fighting | 7:26, 3rd, 12/31 at KAL | Luke Mobley | Fighting | 9:03, 3rd, 12/20 vs. IA |
| | | | Quinn Preston | Fighting | 7:26, 3rd, 12/31 at KAL |
| | | | | | |
| | | | | | |
| | | | | | |

Toledo Walleye 2025-26 Regular Season Game Schedule

| Date | Opponent | Result | Record | Score | GWG | Goaltender | Opposing Goaltender |
|---------|-------------------|-------------|----------|--------|------------------|--------------------------------|---------------------------------|
| Oct. 18 | at Indy | W | 1-0-0-0 | 4-1 | Denis Smirnov | Carter Gylander (1 GA, 25 SVS) | Owen Flores (4 GA, 19 SVS) |
| Oct. 24 | at Bloomington | L | 1-1-0-0 | 2-4 | | Carter Gylander (3 GA, 23 SVS) | Callum Tung (2 GA, 24 SVS) |
| Oct. 25 | at Bloomington | W | 2-1-0-0 | 6-2 | Tanner Dickinson | Nolan Lalonde (2 GA, 33 SVS) | Jake Barczewski (5 GA, 28 SVS) |
| Nov. 01 | Indy | W | 3-1-0-0 | 6-2 | Chad Hillebrand | Carter Gylander (2 GA, 23 SVS) | Owen Flores (6 GA, 45 SVS) |
| Nov. 07 | at Kalamazoo | L | 3-2-0-0 | 4-5 | | Carter Gylander (5 GA, 23 SVS) | Aku Koskenvuo (4 GA, 35 SVS) |
| Nov. 08 | Kalamazoo | W | 4-2-0-0 | 5-2 | Nate Roy | Nolan Lalonde (2 GA, 24 SVS) | Luke Pavicich (2 GA, 14 SVS) |
| Nov. 09 | Iowa | L | 4-3-0-0 | 1-2 | | Nolan Lalonde (2 GA, 7 SVS) | Riley Mercer (1 GA, 30 SVS) |
| Nov. 12 | Cincinnati | W | 5-3-0-0 | 3-2 | Riley McCourt | Nolan Lalonde (2 GA, 29 SVS) | Ken Appleby (3 GA, 14 SVS) |
| Nov. 14 | at Cincinnati | W | 6-3-0-0 | 5-2 | Nate Roy | Liam Soulière (2 GA, 20 SVS) | Kyle McClellan (4 GA, 32 SVS) |
| Nov. 15 | Fort Wayne | W | 7-3-0-0 | 2-1 | Chad Hillebrand | Nolan Lalonde (1 GA, 22 SVS) | Samuel Jonsson (2 GA, 19 SVS) |
| Nov. 18 | at Cincinnati | OTL | 7-3-1-0 | 4-5 OT | | Nolan Lalonde (5 GA, 16 SVS) | Ken Appleby (4 GA, 28 SVS) |
| Nov. 21 | Wichita | W | 8-3-1-0 | 4-1 | Jordan Ernst | Liam Soulière (1 GA, 19 SVS) | Matt Davis (2 GA, 28 SVS) |
| Nov. 22 | Wichita | SOL | 8-3-1-1 | 3-4 SO | | Nolan Lalonde (3 GA, 27 SVS) | Roddy Ross (3 GA, 23 SVS) |
| Nov. 26 | at Cincinnati | W | 9-3-1-1 | 3-2 OT | Brandon Hawkins | Carter Gylander (2 GA, 26 SVS) | Kyle McClellan (3 GA, 41 SVS) |
| Nov. 28 | Wheeling | L | 9-4-1-1 | 2-5 | | Liam Soulière (3 GA, 2 SVS) | Jake Smith (2 GA, 30 SVS) |
| Nov. 29 | at Indy | SOL | 9-4-1-2 | 2-3 SO | | Nolan Lalonde (2 GA, 23 SVS) | Mitchell Weeks (2 GA, 23 SVS) |
| Nov. 30 | at Fort Wayne | L | 9-5-1-2 | 1-5 | | Carter Gylander (5 GA, 24 SVS) | Nathaniel Day (1 GA, 13 SVS) |
| Dec. 03 | Bloomington | OTL | 9-5-2-2 | 3-4 OT | | Carter Gylander (4 GA, 33 SVS) | Dryden McKay (3 GA, 19 SVS) |
| Dec. 06 | Fort Wayne | W | 10-5-2-2 | 5-4 OT | Tanner Dickinson | Nolan Lalonde (4 GA, 35 SVS) | Samuel Jonsson (5 GA, 29 SVS) |
| Dec. 07 | Indy | W | 11-5-2-2 | 3-2 | Will Hillman | Carter Gylander (2 GA, 29 SVS) | Mitchell Weeks (3 GA, 27 SVS) |
| Dec. 12 | at Iowa | W | 12-5-2-2 | 4-2 | Brandon Hawkins | Nolan Lalonde (2 GA, 25 SVS) | Riley Mercer (4 GA, 31 SVS) |
| Dec. 13 | at Iowa | W | 13-5-2-2 | 4-1 | Chad Hillebrand | Liam Soulière (1 GA, 22 SVS) | Riley Mercer (3 GA, 32 SVS) |
| Dec. 19 | Iowa | W | 14-5-2-2 | 5-2 | Sam Craggs | Nolan Lalonde (2 GA, 29 SVS) | Dante Giannuzzi (5 GA, 25 SVS) |
| Dec. 20 | Iowa | W | 15-5-2-2 | 8-2 | Tanner Kelly | Matt Jurusik (2 GA, 34 SVS) | William Rousseau (6 GA, 12 SVS) |
| Dec. 26 | Wheeling | 7:15 pm EST | | | | | |
| Dec. 27 | at Fort Wayne | 7:35 pm EST | | | | | |
| Dec. 28 | at Indy | 4:00 pm EST | | | | | |
| Dec. 31 | at Kalamazoo | W | 16-5-2-2 | 5-3 | Tanner Dickinson | Carter Gylander (3 GA, 27 SVS) | Aku Koskenvuo (5 GA, 29 SVS) |
| Jan. 02 | at Cincinnati | W | 17-5-2-2 | 4-0 | Colby Ambrosio | Carter Gylander (0 GA, 29 SVS) | Tommy Scarfone (4 GA, 19 SVS) |
| Jan. 03 | at Cincinnati | 4:05 pm EST | | | | | |
| Jan. 04 | Bloomington | 5:15 pm EST | | | | | |
| Jan. 09 | Iowa | 7:15 pm EST | | | | | |
| Jan. 10 | Fort Wayne | 7:15 pm EST | | | | | |
| Jan. 11 | at Fort Wayne | 5:05 pm EST | | | | | |
| Jan. 16 | at Iowa | 7:00 pm CST | | | | | |
| Jan. 17 | at Iowa | 6:00 pm CST | | | | | |
| Jan. 18 | at Bloomington | 4:00 pm CST | | | | | |
| Jan. 23 | Kalamazoo | 7:15 pm EST | | | | | |
| Jan. 24 | at Kalamazoo | 4:30 pm EST | | | | | |
| Jan. 25 | Cincinnati | 5:15 pm EST | | | | | |
| Jan. 30 | at Kalamazoo | 7:00 pm EST | | | | | |
| Jan. 31 | Kalamazoo | 7:15 pm EST | | | | | |
| Feb. 01 | at Cincinnati | 3:05 pm EST | | | | | |
| Feb. 06 | Cincinnati | 7:15 pm EST | | | | | |
| Feb. 07 | at Fort Wayne | 7:35 pm EST | | | | | |
| Feb. 13 | at Cincinnati | 7:35 pm EST | | | | | |
| Feb. 14 | Cincinnati | 7:15 pm EST | | | | | |
| Feb. 15 | Fort Wayne | 5:15 pm EST | | | | | |
| Feb. 20 | at Trois-Rivières | 7:00 pm EST | | | | | |
| Feb. 21 | at Trois-Rivières | 3:00 pm EST | | | | | |
| Feb. 22 | at Trois-Rivières | 3:00 pm EST | | | | | |
| Feb. 25 | at Cincinnati | 7:35 pm EST | | | | | |
| Feb. 27 | Bloomington | 7:15 pm EST | | | | | |
| Feb. 28 | Bloomington | 7:15 pm EST | | | | | |
| Mar. 01 | Iowa | 5:15 pm EST | | | | | |
| Mar. 06 | Cincinnati | 7:15 pm EST | | | | | |
| Mar. 08 | Wichita | 5:15 pm EST | | | | | |
| Mar. 12 | at Savannah | 7:00 pm EST | | | | | |
| Mar. 13 | at South Carolina | 7:05 pm EST | | | | | |
| Mar. 14 | at South Carolina | 6:05 pm EST | | | | | |
| Mar. 16 | at Savannah | 7:00 pm EST | | | | | |
| Mar. 20 | Tahoe | 7:15 pm EST | | | | | |
| Mar. 21 | Tahoe | 7:15 pm EST | | | | | |
| Mar. 22 | Tahoe | 5:15 pm EST | | | | | |
| Mar. 27 | Indy | 7:15 pm EST | | | | | |
| Mar. 28 | Bloomington | 7:15 pm EST | | | | | |
| Mar. 29 | Bloomington | 5:15 pm EST | | | | | |
| Apr. 03 | at Kalamazoo | 7:00 pm EST | | | | | |
| Apr. 04 | Wheeling | 7:15 pm EST | | | | | |

| | | |
|------------------|---------------|-------------|
| Apr. 10 | Cincinnati | 7:15 pm EST |
| Apr. 11 | at Cincinnati | 4:05 pm EST |
| Apr. 12 | at Fort Wayne | 5:05 pm EST |
| * Overtime Game | | |
| ** Shootout Game | | |

2025-26 Regular Season Team Statistics

Toledo Walleye

PLAYERS

[illegible]

Goalies

| # | Name | GP | Mins | GA | SO | GAA | W | L | OTL | SOL | SA | SVS | SV% |
|------|-----------------|----|------|----|----|------|----|---|-----|-----|-----|-----|-------|
| * 33 | Nolan Lalonde | 12 | 734 | 29 | 0 | 2.37 | 7 | 1 | 1 | 2 | 310 | 281 | 0.906 |
| 31 | Carter Gylander | 10 | 602 | 27 | 1 | 2.69 | 6 | 3 | 1 | 0 | 289 | 262 | 0.907 |
| 70 | Liam Soulière | 4 | 189 | 7 | 0 | 2.22 | 3 | 1 | 0 | 0 | 70 | 63 | 0.900 |
| 30 | Matt Jurusik | 1 | 60 | 2 | 0 | 2.00 | 1 | 0 | 0 | 0 | 36 | 34 | 0.944 |
| | Empty Net | | 6 | 1 | | | | | | | 1 | | |
| | Totals | 26 | 1591 | 66 | 1 | 2.49 | 17 | 5 | 2 | 2 | 706 | 640 | 0.907 |

* indicates rookie

X indicates inactive

Toledo Walleye Player Game By Game (1/3)

| Player Game by Game Report | | | | | | | | | | | | |
|----------------------------|----------------|-------------|-----------|------------|----------|-----------|-----------|---------------|--------------|------------|------------|-------------|
| Date | Opp. | 4 MacKinnon | 5 Andrews | 6 Palocsik | 7 Craggs | 8 Smirnov | 9 Hillman | 11 Michaelian | 12 Dickinson | 13 Bouquot | 16 Hawkins | 20 Truscott |
| Oct. 18 | at Indy | - | 0 1 0 1 | 0 1 1 1 | 0 0 0 0 | 2 0 3 0 | 0 1 2 1 | - | 0 0 0 0 | - | 0 2 2 0 | - |
| Oct. 24 | at Bloomington | - | 0 1 0 0 | 0 0 2 -1 | 0 0 2 -2 | 0 0 2 -1 | 0 0 2 0 | - | 0 1 2 -1 | - | 0 1 2 -2 | - |
| Oct. 25 | at Bloomington | - | 0 1 0 1 | 0 0 4 2 | 0 0 3 0 | 0 0 0 0 | 0 1 1 0 | - | 1 1 3 4 | - | 3 0 6 5 | - |
| Nov. 01 | Indy | - | 0 2 1 1 | 0 0 3 1 | 1 0 1 -2 | 0 1 2 1 | 2 0 6 2 | - | 0 1 5 1 | - | 0 1 8 1 | - |
| Nov. 07 | at Kalamazoo | - | 0 1 0 -1 | 0 0 2 -2 | 0 0 3 1 | 0 0 4 -1 | 0 0 2 -1 | - | 1 0 3 0 | - | 1 1 5 -2 | 0 1 0 0 |
| Nov. 08 | Kalamazoo | - | 0 0 3 -1 | - | 0 1 2 2 | 1 1 1 2 | 1 1 2 2 | - | 0 0 3 -1 | - | 0 0 6 -1 | 0 0 2 -1 |
| Nov. 09 | Iowa | - | 0 0 1 0 | - | 0 0 1 -1 | 0 1 0 1 | 0 0 4 -1 | - | 0 0 2 0 | - | 0 0 3 -1 | 0 0 2 0 |
| Nov. 12 | Cincinnati | 0 0 0 -1 | 0 1 1 0 | - | 0 0 1 -1 | 0 0 2 0 | 0 0 0 0 | - | 0 2 1 0 | - | 0 1 4 -1 | 0 0 0 0 |
| Nov. 14 | at Cincinnati | 0 0 0 3 | 0 0 2 0 | 0 0 1 -1 | 0 1 1 1 | 0 0 0 0 | 1 0 2 0 | - | 2 0 5 1 | - | 0 1 3 1 | 0 0 3 0 |
| Nov. 15 | Fort Wayne | 0 0 1 -1 | 0 0 1 2 | - | 0 0 2 0 | 0 0 1 0 | 0 0 0 0 | - | 0 0 1 1 | - | 0 2 1 2 | 0 2 2 2 |
| Nov. 18 | at Cincinnati | 0 0 2 0 | 0 1 0 -1 | 0 0 1 1 | 0 0 1 -1 | 2 0 4 1 | 0 1 2 3 | - | 0 1 2 -3 | - | 0 1 5 -3 | 0 1 0 -2 |
| Nov. 21 | Wichita | 0 1 0 1 | 1 1 1 2 | - | 0 1 1 1 | 0 0 0 1 | 0 0 1 1 | 0 0 0 0 | 1 0 4 1 | 0 0 1 -1 | 0 2 3 2 | 0 0 2 2 |
| Nov. 22 | Wichita | 0 0 3 2 | 0 0 1 -1 | - | 0 0 1 1 | 0 1 2 0 | 0 0 1 -2 | - | 0 1 1 1 | - | 1 0 4 1 | 0 0 0 -1 |
| Nov. 26 | at Cincinnati | - | 0 0 1 0 | - | 0 0 2 1 | 0 0 2 -1 | 0 0 5 0 | 0 0 2 -1 | 0 2 2 2 | 0 0 2 -1 | 1 2 3 2 | - |
| Nov. 28 | Wheeling | - | 0 1 3 -1 | - | 0 0 5 -1 | 0 0 1 0 | 0 0 0 0 | 0 0 1 0 | 1 0 4 0 | - | 0 1 5 0 | - |
| Nov. 29 | at Indy | - | 0 0 0 0 | - | 0 0 1 -1 | 0 0 1 0 | 0 0 1 -1 | 1 0 1 -1 | 1 1 3 1 | 0 0 1 -1 | 0 1 1 0 | - |
| Nov. 30 | at Fort Wayne | - | 0 0 0 0 | - | 0 0 0 -2 | - | 0 1 2 1 | 0 0 1 0 | 0 0 1 0 | 0 0 1 1 | 0 0 1 -1 | - |
| Dec. 03 | Bloomington | - | 0 0 1 -1 | - | 0 0 1 -2 | - | 0 0 1 0 | 0 0 2 -1 | 0 0 3 -1 | 1 0 1 1 | 1 1 2 2 | 0 0 1 0 |
| Dec. 06 | Fort Wayne | - | 0 0 0 -1 | - | - | 0 0 6 0 | 0 0 1 -1 | - | 1 0 4 0 | 0 1 1 0 | 0 3 2 0 | 0 0 0 -1 |
| Dec. 07 | Indy | - | 0 0 1 0 | - | - | 0 1 5 0 | 1 0 2 1 | - | 0 0 1 -1 | 0 0 1 0 | 1 0 2 0 | 0 0 1 1 |
| Dec. 12 | at Iowa | - | 0 0 1 1 | - | 0 0 0 2 | 1 0 5 1 | 0 0 1 0 | - | 0 0 1 0 | 0 1 0 1 | 2 1 7 2 | 0 0 3 1 |
| Dec. 13 | at Iowa | - | 0 0 3 -1 | - | 0 0 1 0 | 0 2 1 2 | 0 0 2 0 | 0 0 1 1 | 0 0 3 0 | 0 0 0 0 | 0 0 3 0 | 1 0 4 0 |
| Dec. 19 | Iowa | - | 0 1 1 -1 | - | 1 1 1 2 | 1 1 2 1 | 0 0 0 -1 | - | 0 0 1 0 | 0 0 1 0 | 1 2 3 2 | 0 0 2 1 |
| Dec. 20 | Iowa | - | 0 0 0 0 | - | 0 1 1 2 | 0 2 0 1 | 0 0 0 0 | 0 1 1 4 | 1 1 5 4 | 0 2 2 2 | 4 0 8 3 | 1 1 1 5 |
| Dec. 31 | at Kalamazoo | - | 1 0 2 0 | - | 0 0 4 0 | 1 0 1 0 | 0 1 3 0 | - | 1 0 2 2 | 0 0 0 0 | 0 1 3 0 | 0 0 2 2 |
| Jan. 02 | at Cincinnati | - | 0 1 2 2 | - | 0 0 2 0 | 1 0 3 0 | 0 1 0 2 | 0 0 1 0 | 0 2 0 1 | 0 0 1 0 | 1 0 4 1 | 0 2 1 2 |

Toledo Walleye Player Game By Game (2/3)

| Player Game by Game Report | | | | | | | | | | | | | |
|----------------------------|-------------------|-----------|-----------|------------|------------|----------|----------|------------|---------------|--------------|----------------|-------------|--|
| Date | Opp. | 23 Keenan | 24 Swoyer | 25 Pietila | 26 McCourt | 27 Moyle | 34 Ernst | 37 Moulton | 39 Hillebrand | 62 Llewellyn | 67 Lewandowski | 77 Ambrosio | |
| Oct. 18 | at Indy | 0 0 1 1 | 0 0 0 0 | - | 0 1 2 0 | 1 1 2 1 | 0 0 1 0 | 0 0 0 1 | 0 0 2 0 | 1 0 3 1 | - | 0 0 2 0 | |
| Oct. 24 | at Bloomington | 0 0 1 -2 | - | 0 0 4 0 | 0 0 3 -3 | 1 0 2 -1 | 0 1 3 0 | 0 0 2 0 | 1 0 4 -1 | 0 0 0 0 | - | - | |
| Oct. 25 | at Bloomington | 0 0 1 0 | - | 0 0 1 1 | 0 1 2 1 | 1 0 1 0 | - | 0 1 4 1 | 1 0 3 4 | - | - | 0 0 1 -1 | |
| Nov. 01 | Indy | 0 0 1 -1 | - | 0 0 2 2 | 0 1 0 1 | 1 1 6 2 | 0 1 1 1 | 0 0 0 2 | 2 0 6 2 | 0 1 1 1 | - | 0 0 3 -2 | |
| Nov. 07 | at Kalamazoo | 0 0 1 0 | 1 1 3 0 | - | 0 1 2 -2 | 0 0 3 -2 | - | 0 0 3 -1 | 0 0 1 -2 | - | - | 1 0 3 0 | |
| Nov. 08 | Kalamazoo | - | 0 0 0 2 | 0 0 1 2 | 0 1 2 1 | 0 1 2 1 | 1 1 1 2 | 0 1 0 2 | 0 0 1 -1 | 0 0 0 1 | - | 0 1 3 1 | |
| Nov. 09 | Iowa | 0 0 2 -1 | 0 0 3 -1 | 0 0 0 0 | 1 0 2 0 | 0 1 1 1 | 0 0 0 1 | 0 0 2 -1 | 0 0 4 -1 | - | - | - | |
| Nov. 12 | Cincinnati | 0 0 0 0 | - | 0 0 0 -1 | 1 0 2 0 | - | 0 0 0 0 | 0 0 0 -1 | 0 2 4 -1 | 0 0 0 0 | - | 1 0 1 1 | |
| Nov. 14 | at Cincinnati | 0 0 0 -1 | - | - | 0 1 3 -1 | - | 1 0 3 1 | 0 0 4 3 | 0 2 3 2 | 0 0 1 -1 | - | 0 0 1 0 | |
| Nov. 15 | Fort Wayne | - | - | 0 0 1 0 | 0 0 2 0 | 0 0 1 -1 | 1 0 3 0 | 0 0 0 -1 | 1 0 3 1 | 0 0 0 0 | - | 0 0 1 0 | |
| Nov. 18 | at Cincinnati | - | - | - | 0 0 3 -1 | 1 1 3 2 | 0 0 3 0 | 0 1 0 1 | 0 0 0 -2 | 0 0 0 0 | - | 1 0 4 1 | |
| Nov. 21 | Wichita | 1 0 3 1 | - | - | 0 0 0 -1 | - | 1 0 4 0 | 0 0 2 2 | 0 0 2 1 | - | - | 0 0 3 0 | |
| Nov. 22 | Wichita | 0 1 0 0 | - | 0 0 1 0 | 0 1 2 1 | - | 1 0 2 0 | 0 0 4 -1 | 0 0 1 0 | 0 0 0 -1 | - | 0 0 1 -1 | |
| Nov. 26 | at Cincinnati | 0 0 1 -1 | 2 0 3 2 | 0 0 1 -1 | 0 2 2 1 | - | 0 0 3 1 | 0 0 3 1 | 0 0 1 1 | - | - | 0 0 1 0 | |
| Nov. 28 | Wheeling | 0 0 0 -1 | 0 0 2 -1 | 0 0 2 -2 | 0 1 3 1 | - | 1 0 3 0 | 0 0 0 -2 | 0 0 0 -1 | - | 0 0 1 -1 | 0 0 1 0 | |
| Nov. 29 | at Indy | 0 0 1 -1 | 0 0 2 0 | 0 0 0 0 | 0 1 4 0 | - | 0 0 3 1 | 0 1 0 -1 | 0 0 1 1 | - | 0 0 2 0 | - | |
| Nov. 30 | at Fort Wayne | 1 0 1 1 | 0 0 1 -1 | 0 0 1 -2 | 0 0 2 0 | - | 0 0 0 0 | 0 0 0 -1 | 0 0 1 0 | - | 0 0 1 -1 | 0 0 0 -1 | |
| Dec. 03 | Bloomington | 0 1 1 1 | 0 0 0 0 | - | 0 0 2 -2 | - | 0 0 1 -1 | 0 0 1 1 | 0 1 1 1 | - | 1 0 1 -1 | 0 0 3 -3 | |
| Dec. 06 | Fort Wayne | 0 0 1 -1 | 0 1 0 0 | 0 0 1 -1 | 0 3 1 0 | - | 0 0 2 0 | 0 0 3 1 | 1 0 2 0 | - | 0 2 1 0 | 2 0 6 0 | |
| Dec. 07 | Indy | 0 0 0 0 | 0 0 3 0 | 0 1 0 1 | 0 1 3 -1 | - | 1 0 3 -1 | 0 0 0 -1 | 0 0 3 0 | - | 0 1 1 1 | 0 0 1 0 | |
| Dec. 12 | at Iowa | 0 0 2 0 | 0 1 2 1 | 0 0 0 1 | 0 1 2 1 | - | 0 0 0 0 | 0 0 1 1 | 0 1 4 2 | - | 0 0 1 0 | 0 0 1 0 | |
| Dec. 13 | at Iowa | 0 0 2 1 | 0 0 1 4 | - | 0 0 3 0 | - | 0 0 1 0 | 0 0 2 3 | 1 0 4 1 | - | 0 2 1 2 | 0 0 1 0 | |
| Dec. 19 | Iowa | 0 0 2 -1 | 0 1 0 2 | 0 0 1 0 | 1 1 5 0 | - | 0 0 0 -1 | 0 0 1 2 | - | - | 0 2 0 1 | 0 0 5 0 | |
| Dec. 20 | Iowa | 0 0 1 0 | 0 0 0 0 | - | 0 2 0 0 | - | 0 0 2 0 | 0 0 1 0 | - | 0 0 0 0 | - | 1 2 2 2 | |
| Dec. 31 | at Kalamazoo | 0 2 2 0 | 0 1 4 1 | 0 0 0 0 | 0 1 3 -1 | - | 0 0 0 -1 | 0 1 1 2 | - | - | 2 0 3 2 | 0 0 0 1 | |
| Jan. 02 | at Cincinnati | 0 0 0 0 | - | 1 0 2 3 | 0 1 4 0 | - | 0 0 3 0 | 0 0 2 0 | - | - | 0 1 1 1 | 1 0 2 1 | |

Toledo Walleye Player Game By Game (3/3)

| Player Game by Game Report | | | | | | | |
|----------------------------|----------------|----------|----------|------------|-------------|------------|-------------|
| Date | Opp. | 78 Kelly | 79 Roy | 30 Jurusik | 31 Gylander | 33 Lalonde | 70 Soulière |
| Oct. 18 | at Indy | - | - | - | 1 25 W | | - |
| Oct. 24 | at Bloomington | 0 0 6 -1 | 0 0 2 0 | - | 3 23 L | | - |
| Oct. 25 | at Bloomington | 0 0 2 0 | - | - | | 2 33 W | - |
| Nov. 01 | Indy | 0 0 2 0 | - | - | 2 23 W | | - |
| Nov. 07 | at Kalamazoo | 0 1 1 1 | 0 0 0 -2 | - | 5 23 L | | - |
| Nov. 08 | Kalamazoo | 1 0 2 1 | 1 0 1 1 | - | - | 2 24 W | |
| Nov. 09 | Iowa | 0 0 2 0 | 0 0 2 0 | - | - | 2 7 L | |
| Nov. 12 | Cincinnati | 1 0 1 0 | 0 0 0 0 | - | - | 2 29 W | |
| Nov. 14 | at Cincinnati | 0 1 3 1 | 1 0 2 1 | - | - | | 2 20 W |
| Nov. 15 | Fort Wayne | 0 0 1 0 | 0 0 0 0 | - | - | 1 22 W | |
| Nov. 18 | at Cincinnati | 0 0 1 0 | 0 0 1 0 | - | - | 5 16 OTL | |
| Nov. 21 | Wichita | 0 1 1 1 | 0 0 4 1 | - | - | | 1 19 W |
| Nov. 22 | Wichita | 1 0 2 1 | 0 1 0 1 | - | - | 3 27 SOL | |
| Nov. 26 | at Cincinnati | 0 0 4 0 | 0 0 6 0 | - | 2 26 W | | - |
| Nov. 28 | Wheeling | 0 0 1 0 | 0 0 0 -1 | - | - | 2 11 | 3 2 L |
| Nov. 29 | at Indy | 0 0 2 -1 | 0 0 1 -1 | - | | 2 23 SOL | - |
| Nov. 30 | at Fort Wayne | 0 0 0 -2 | 0 0 1 -2 | - | 5 24 L | | - |
| Dec. 03 | Bloomington | 0 0 0 0 | 0 0 0 -2 | - | 4 33 OTL | | - |
| Dec. 06 | Fort Wayne | 1 0 1 -1 | 0 0 2 0 | - | | 4 35 W | - |
| Dec. 07 | Indy | 0 1 1 1 | 0 0 2 -1 | - | 2 29 W | | - |
| Dec. 12 | at Iowa | 1 1 4 1 | - | - | - | 2 25 W | |
| Dec. 13 | at Iowa | 2 0 3 1 | - | - | - | | 1 22 W |
| Dec. 19 | Iowa | 0 1 3 1 | 1 0 2 1 | - | - | 2 29 W | - |
| Dec. 20 | Iowa | 1 0 2 1 | 0 1 0 1 | 2 34 W | - | | - |
| Dec. 31 | at Kalamazoo | 0 1 2 1 | 0 0 2 0 | - | 3 27 W | - | - |
| Jan. 02 | at Cincinnati | 0 0 0 0 | 0 0 1 1 | - | 0 29 W | - | - |

Toledo Walleye Roster Bios

[illegible]

| #6: Tanner Palocsik (D) | | 5-11, 190 lbs. / 1999-05-26 - Birthtown: Aliquippa, PA | | | | | | |
|---|--|--|----|---|---|-----|-----|-----|
| PAL-uh-sick | | | GP | G | A | PTS | +/- | PIM |
| Last Goal: Mar 9, 2025 vs ATL | | Regular Season | 7 | 0 | 1 | 1 | 1 | 5 |
| Last Assist: Oct 18, 2025 vs IND | | Regular Season Career | 57 | 1 | 3 | 4 | -1 | 17 |
| Career Shootouts: 0/0 (0.0%) | | | | | | | | |
| Biography | | | | | | | | |
| <ul style="list-style-type: none">• 2025-26 w/ Cergy-Pontoise (France): 6 GP, 0 G, 2 A, 2 Pts, 7 PIMS, -3• 2024-25 w/ Toledo: 50 GP, 1 G, 2 A, 3 Pts, 12 PIMS, -2• Originally signed with Toledo 9/9/2024; left for France on 6/21/2025, then returned on an SPC on 10/13/2025• Skated a graduate season at Penn St.: 36 GP, 2 G, 14 A, 16 Pts, 8 PIMS, -1• Skated three seasons at Dartmouth: 93 GP, 13 G, 53 A, 66 Pts, 44 PIMS, -29• Donned the "C" his senior season at Dartmouth in 2022-23 | | | | | | | | |

| #7: Sam Craggs (F) | 6-2, 210 lbs. / 1997-05-30 - Birthtown: Elmhurst, IL | | | | | |
|--|---|----|----|-----|-----|-----|
| Last Goal: Dec 19, 2025 vs IA | | | | | | |
| Last Assist: Dec 20, 2025 vs IA | | | | | | |
| Career Shootouts: 0/2 (0.0%) | | | | | | |
| | GP | G | A | PTS | +/- | PIM |
| Regular Season | 24 | 2 | 5 | 7 | 0 | 20 |
| Regular Season Career | 237 | 62 | 73 | 135 | 27 | 171 |

| | | | | | | | | |
|---|--|--|-----|----|----|-----|-----|-----|
| #8: Denis Smirnov (F) | | 5-9, 180 lbs. / 1997-08-12 - Birthtown: Moscow, Russia | | | | | | |
| Dennis SMEAR-nahv | | | GP | G | A | PTS | +/- | PIM |
| Last Goal: Jan 2, 2026 vs CIN | | Regular Season | 24 | 9 | 10 | 19 | 8 | 12 |
| Last Assist: Dec 20, 2025 vs IA | | Regular Season Career | 191 | 53 | 81 | 134 | 0 | 83 |
| Career Shootouts: 3/6 (50.0%) | | | | | | | | |
| Biography | | | | | | | | |
| <ul style="list-style-type: none">2024-25 w/ Norfolk:<ul style="list-style-type: none">Regular Season: 50 GP, 19 G, 24 A, 43 Pts, 30 PIMS, +11Kelly Cup Playoffs: 11 GP, 3 G, 2 A, 5 Pts, 6 PIMS6th round selection (#156) by Colorado in the 2017 NHL Entry Draft<ul style="list-style-type: none">Signed by Toledo on 9/17/2025 after acquiring his ECHL rights from Idaho in exchange for D Matt AndersonSkated four seasons at Penn St. U. (137 GP, 50 G, 65 A, 115 Pts, 36 PIMS, +34) | | | | | | | | |

| | | | | | | | | | | |
|--|--|--|--|--|-----------------------|----|---|-----|-----|-----|
| #9: Will Hillman (F) | | 6-2, 203 lbs. / 2000-11-22 - Birthtown: Blaine, MN | | | | | | | | |
| Last Goal: Dec 7, 2025 vs IND | | | | | GP | G | A | PTS | +/- | PIM |
| Last Assist: Jan 2, 2026 vs CIN | | | | | Regular Season | 26 | 5 | 7 | 12 | 6 |
| Career Shootouts: 0/1 (0.0%) | | | | | Regular Season Career | 31 | 5 | 8 | 13 | 6 |
| Biography | | | | | | | | | | |
| <ul style="list-style-type: none">2024-25 w/ TOL:<ul style="list-style-type: none">Regular Season: 5 GP, 0 G, 1 A, 1 Pt, 0 PIMSKelly Cup Playoffs: 10 GP, 0 G, 1 A, 1 Pt, 0 PIMS, -12024-25 w/ Minnesota St.-Mankato: 39 GP, 3 G, 6 A, 9 Pts, 23 PIMS, +7Played four collegiate seasons at Minnesota St.-Mankato (115 GP, 10 G, 14 A, 24 Pts, 39 PIMS, +19)Signed with Toledo on 3/31/25; re-signed 8/5/2025 | | | | | | | | | | |

#11: Brendon Michaelian (D)6-0, 185 lbs. / 1997-12-07 - Birthtown: Wixom, MI

Last Goal: Nov 29, 2025 vs IND
Last Assist: Dec 20, 2025 vs IA
Career Shootouts: 0/0 (0.0%)

| | GP | G | A | PTS | +/- | PIM |
|-----------------------|-----|---|----|-----|-----|-----|
| Regular Season | 9 | 1 | 1 | 2 | 2 | 4 |
| Regular Season Career | 110 | 7 | 17 | 24 | 16 | 36 |

Biography

- 2024-25 w/ TOL:
 - Regular Season: 72 GP, 5 G, 10 A, 15 Pts, 26 PIMS, +9
 - Kelly Cup Playoffs: 19 GP, 0 G, 1 A, 1 Pt, 9 PIMS, -2
- Skated one season at Mercyhurst in 2022-23 (18 GP, 0 G, 7 A, 7 Pts, 6 PIMS)
- Skated one season at Ferris State U. in 2021-22 (34 GP, 1 G, 12 A, 13 Pts, 10 PIMS, -5)
- Skated three seasons (2018-21) at Robert Morris U. (89 GP, 10 G, 19 A, 29 Pts, 51 PIMS, -1)
- Signed by Toledo on 1/6/2024; re-signed 7/16/2025
- Identical twin brother of Tulsa defenseman, Justin

#12: Tanner Dickinson (F)6-0, 176 lbs. / 2002-03-05 - Birthtown: Perrysburg, OH

Last Goal: Dec 31, 2025 vs KAL
Last Assist: Jan 2, 2026 vs CIN
Career Shootouts: 0/1 (0.0%)

| | GP | G | A | PTS | +/- | PIM |
|-----------------------|----|----|----|-----|-----|-----|
| Regular Season | 26 | 10 | 13 | 23 | 12 | 4 |
| Regular Season Career | 71 | 18 | 31 | 49 | 14 | 16 |

Biography

- 2024-25 w/ Springfield (AHL):
 - Regular Season: 57 GP, 7 G, 8 A, 15 Pts, 10P IMS, -2
 - Postseason: 1 GP, 4 PIMS
- AHL Career (4 Seasons): 77 GP, 10 G, 9 A, 19 Pts, 14 PIMS, -10
- Signed by Toledo on 10/13/2025
- 4th round selection (#119) by St. Louis in the 2020 NHL Entry Draft

#13: Jacques Bouquot (F)6-2, 195 lbs. / 2000-02-10 - Birthtown: South Windsor, CT

zjock boo-KOH
Last Goal: Dec 3, 2025 vs BLM
Last Assist: Dec 20, 2025 vs IA
Career Shootouts: 0/0 (0.0%)

| | GP | G | A | PTS | +/- | PIM |
|-----------------------|----|---|----|-----|-----|-----|
| Regular Season | 13 | 1 | 4 | 5 | 2 | 0 |
| Regular Season Career | 40 | 3 | 14 | 17 | -10 | 11 |

Biography

- 2024-25 w/ Reading: 19 GP, 1 G, 7 A, 8 Pts, 11 PIMS, -9
- 1 career AHL appearance with Lehigh Valley (2023-24)
- Signed by Toledo on 8/26/2025
- Skated one season at Penn St. U. as a graduate (34 GP, 12 G, 15 A, 27 Pts, 22 PIMS -7)
- Skated four seasons at Vermont (109 GP, 17 G, 33 A, 50 Pts, 30 PIMS, -8)

#16: Brandon Hawkins (F)5-10, 200 lbs. / 1994-04-25 - Birthtown: Macomb, MI

Last Goal: Jan 2, 2026 vs CIN
Last Assist: Dec 31, 2025 vs KAL
Career Shootouts: 9/20 (45.0%)

| | GP | G | A | PTS | +/- | PIM |
|-----------------------|-----|-----|-----|-----|-----|-----|
| Regular Season | 26 | 16 | 24 | 40 | 13 | 12 |
| Regular Season Career | 369 | 206 | 233 | 439 | 58 | 256 |

Biography

- Reigning Back-to-Back ECHL MVP (2023-24, 2024-25)
- Three-time consecutive All-ECHL First Team (2022-23, 23-24, 24-25)
- 2024-25 w/ TOL:
 - Regular Season: 71GP, 37G, 52A, 89Pts, 40PIMS, +20
 - Kelly Cup Playoffs: 20GP, 6G, 18A, 24Pts, 18PIMS, +6
 - (Tied Walleye record for most assists in a single postseason)
- Walleye Historical Rankings Entering 2025-26: 327 Pts (2nd), 151 G (1st), 176 A (2nd), 259 GP (3rd), 52 PPG (1st), 26 GWG (1st), 11 UA (1st), 1,274 SH (1st), +74 (2nd), 175 PIMS (10th)
- Has played in 28 AHL games over five seasons (3G, 4A, 7Pts, 34PIMS, -6)
- Signed by Toledo on 8/21/2021; re-signed prior to 2025-26 season

| #20: Jacob Truscott (D) | | 6-1, 198 lbs. / 2002-04-12 - Birthtown: Port Huron, MI | | | | | | |
|---|--|--|----|---|---|-----|-----|-----|
| TRUSS-cott | | | GP | G | A | PTS | +/- | PIM |
| Last Goal: Dec 20, 2025 vs IA | | Regular Season | 18 | 2 | 7 | 9 | 11 | 2 |
| Last Assist: Jan 2, 2026 vs CIN | | Regular Season Career | 18 | 2 | 7 | 9 | 11 | 2 |
| Career Shootouts: 0/0 (0.0%) | | | | | | | | |
| Biography | | | | | | | | |
| <ul style="list-style-type: none">• 2025-26 w/ Grand Rapids: 2 GP, 0 G, 1 A, 1 Pt, 0 PIMS• 2024-25 w/ U. of Michigan: 36 GP, 3 G, 13 A, 16 Pts, 27 PIMS, -3• Michigan Career (5 Seasons): 166 GP, 12 G, 58 A, 70 Pts, 119 PIMS, +44• Two-Time Captain as a senior and graduate student, wore an "A" under teammate Nolan Moyle as a junior• 5th round selection (#144) by Vancouver in the 2020 NHL Entry Draft• On an AHL contract with Grand Rapids, assigned to Toledo on 11/5/25 | | | | | | | | |

| | | | | | | | | |
|--|--|--|-----|----|----|-----|-----|-----|
| #23: Conlan Keenan (F) | | 5-10, 180 lbs. / 1995-08-15 - Birthtown: Rochester, NY | | | | | | |
| Last Goal: Nov 30, 2025 vs FW | | | GP | G | A | PTS | +/- | PIM |
| Last Assist: Dec 31, 2025 vs KAL | | | | | | | | |
| Career Shootouts: 0/3 (0.0%) | | Regular Season | 23 | 2 | 4 | 6 | -5 | 8 |
| | | Regular Season Career | 297 | 67 | 67 | 134 | 32 | 89 |
| Biography | | | | | | | | |
| <ul style="list-style-type: none">• 2024-25 w/ TOL:<ul style="list-style-type: none">◦ Regular Season: 47 GP, 3 G, 13 A, 16 Pts, 14 PIMS, -6◦ Kelly Cup Playoffs: 20 GP, 1 G, 1 A, 2 Pts, 6 PIMS, +1• Walleye Historical Rankings entering 2025-26: 59 G (T-8th), 4 SHA (1st), 478 SH (9th), 13 FG (6th), 246 GP, (4th)• Joined Toledo prior to the 2021-22 season, re-signed prior to 2025-26 season• Four years in NCAA III w/ SUNY-Geneseo (110 GP, 86 G, 86 A, 172 PTS, 30 PIMS) | | | | | | | | |

#25: Jed Pietila (D)

5-11, 190 lbs. / 1999-01-13 - Birthtown: Howell, MI

(pee-et-ih-la)

| | | | | | | | |
|--|-----------------------|----|---|-----|-----|-----|----|
| | GP | G | A | PTS | +/- | PIM | |
| Last Goal: Jan 2, 2026 vs CIN | Regular Season | 18 | 1 | 1 | 2 | 3 | 10 |
| Last Assist: Dec 7, 2025 vs IND | Regular Season Career | 82 | 4 | 13 | 17 | 4 | 28 |
| Career Shootouts: 0/0 (0.0%) | | | | | | | |

Biography

- 2024-25:
 - Regular Season: 59GP, 2G, 10A, 12Pts, 18PIMS, -2
 - Kelly Cup Playoffs: 1GP, -1
- Signed with Toledo 3/21/2024, re-signed 7/18/2025
- Skated two seasons with Michigan Tech (75GP, 3G, 27A, 30Pts, 52PIMS)
- Cousin of Chase (W-B/Scranton), Logan (Wheeling) and Blake (Norway)

| | | | | | | | | |
|--|--|---|-----|----|-----|-----|-----|-----|
| #26: Riley McCourt (D) | | 5-11, 180 lbs. / 2000-06-26 - Birthtown: St. Catharines, ON | | | | | | |
| Last Goal: Dec 19, 2025 vs IA | | | GP | G | A | PTS | +/- | PIM |
| Last Assist: Jan 2, 2026 vs CIN | | Regular Season | 26 | 3 | 21 | 24 | -5 | 20 |
| Career Shootouts: 0/1 (0.0%) | | Regular Season Career | 199 | 29 | 108 | 137 | 54 | 235 |
| Biography | | | | | | | | |
| <ul style="list-style-type: none">Spent 2024-25 w/ Augsburg Panther (DEL): 50 GP, 4 G, 18 A, 22 Pts, 57 PIMS, -6Walleye Career numbers prior to 2025-26 (2 Seasons): 107 GP, 14 G, 64 A, 78 Pts, 151 PIMS, +49Signed with Toledo on 8/15/2025Has played 11 career AHL games over two season (TOR/COL): 1 G, 1 A, 2 Pts, 2 PIMS, -3Son of former AHLer and Ridley College Head Coach Mike McCourt | | | | | | | | |

#30: Matt Jurusik (G)

6-0, 200 lbs. / 1997-05-01 - Birthtown: La Grange, IL

juh-ROO-sick

Last Goal:

Last Assist:

Career Shootouts: 0/0 (0.0%)

| | GP | G | A | PTS | +/- | PIM |
|-----------------------|----|---|---|-----|-----|-----|
| Regular Season | 1 | 0 | 0 | 0 | 0 | 0 |
| Regular Season Career | 21 | 0 | 0 | 0 | 0 | 4 |

Biography

- 2024-25 w/ Amur Khabarovsk (KHL): 20 GP, 5-9-1, 3.56 GAA, .905 SVP
 - KHL Career (3 Seasons; Kunlun, Amur): 80 GP, 22-42-4, 3.03 GAA, .920 SVP, 6 SO
- AHL Career (1 Season; Texas, W-B/Scranton): 22 GP, 10-6-4, 2.95 GAA, .901 SVP, 1 SO
- ECHL Career prior to 2025-26 (2 Seasons; South Carolina, Idaho): 20 GP, 8-8-2, 2.34 GAA, .924 SVP, 2 SO
- NCAA Career (4 Seasons)
 - Wisconsin (2 Seasons): 50 GP, 17-23-7, 3.53 GAA, .889 SVP, 1 SO
 - Michigan Tech (2 Seasons): 57 GP, 28-21-5, 2.24 GAA, .918 SVP, 4 SO
 - Signed to SPC by Toledo on 12/16/2025

#31: Carter Gylander (G)6-5, 202 lbs. / 2001-06-05 - Birthtown: Beaumont, AB

GUY-lan-durr

| | | | | | | |
|----------------------------------|-----------------------|----|---|-----|-----|-----|
| | GP | G | A | PTS | +/- | PIM |
| Last Goal: | Regular Season | 10 | 0 | 0 | 0 | 0 |
| Last Assist: Apr 22, 2025 vs IND | Regular Season Career | 44 | 0 | 2 | 0 | 2 |
| Career Shootouts: 0/0 (0.0%) | | | | | | |

Biography

- 2024-25
 - ECHL Regular Season: 34 GP, 20-9-5, 2.62 GAA, .907 SVP
 - Kelly Cup Playoffs: 8 GP, 6-2-0, 2.88 GAA, .895 SVP
 - AHL Regular Season (Grand Rapids): 3 GP, 2-1-0, 3.49 GAA, .890 SVP
- NHL contract with Detroit, reassigned to Toledo from Detroit 10/2/2025
- Played four years at Colgate (106 GP, 46-46-13, 2.69 GAA, .907 SVP)
- 7th round selection (#191) by Detroit in the 2019 NHL Entry Draft

#33: Nolan Lalonde (G)

6-2, 195 lbs. / 2004-02-14 - Birthtown: Kingston, ON

luh-LAHND

Last Goal:

Last Assist:

Career Shootouts: 0/0 (0.0%)

GP

G

A

PTS

+/-

PIM

Regular Season

12

0

0

0

0

0

Regular Season Career

12

0

0

0

0

0

Biography

• 2024-25 (OHL):

- Regular Season (Kingston/Soo): 36 GP, 16-12-7, 3.30 GAA, .888 SVP, 3 SO
- Playoffs (Soo): 4 GP, 1-2-0, 4.65 GAA, .860 SVP

• Initially reassigned to Toledo from Cleveland by Columbus on 10/6/2025

• Signed NHL Entry Level contract with Columbus on 10/3/2022

• OHL Career (4 Seasons; Erie, Saginaw, Kingston, Soo): 167 GP, 72-65-13, 3.60 GAA, .876 SVP, 5 SO

#34: Jordan Ernst (F)6-0, 201 lbs. / 1997-06-18 - Birthtown: Mokena, IL

Last Goal: Dec 7, 2025 vs IND
Last Assist: Nov 8, 2025 vs KAL
Career Shootouts: 0/3 (0.0%)

| | GP | G | A | PTS | +/- | PIM |
|-----------------------|-----|----|----|-----|-----|-----|
| Regular Season | 24 | 7 | 3 | 10 | 3 | 10 |
| Regular Season Career | 117 | 18 | 17 | 35 | 1 | 58 |

Biography

- 2024-25 w/ Peoria (SPHL):
 - Regular Season: 55 GP, 37 G, 20 A, 57 Pts, 46 PIMS, +17
 - Playoffs: 4 GP, 2 G, 2 A, 4 Pts, 0 PIMS
- First ECHL action since 2021-22 with Tulsa (42 GP, 6 G, 5 A, 11 Pts, 14 PIMS, -3)
- Skated in 1 AHL game with Stockton during 2018-19
- Signed by Toledo on 8/15/2025

[illegible]

#62: Darby Llewellyn (F)6-0, 190 lbs. / 1996-07-19 - Birthtown: Ann Arbor, MI

LOU-eII-EN

Last Goal: Oct 18, 2025 vs IND

Last Assist: Nov 1, 2025 vs IND

Career Shootouts: 3/5 (60.0%)

GP

G

A

PTS

+/-

PIM

Regular Season

10

1

1

2

1

18

Regular Season Career

310

44

55

99

-13

292

Biography

- 2024-25 w/ Indy (ECHL)
 - Regular Season: 63 GP, 10 G, 7 A, 17 Pts, 32 PIMS, -6
 - Kelly Cup Playoffs: 4 GP
- First season under veteran status
 - ECHL Career prior to 2025-26: 300 GP, 43 G, 54 A, 97 Pts, 274 PIMS, -14
- Signed by Toledo on 8/22/2025
- Brother of former ECHL defenseman Tristin (102 GP, 7 G, 18 A, 25 Pts, 120 PIMS, -5; Wheeling, Gwinnett, Elmira)

#67: Mitch Lewandowski (F)5-9, 183 lbs. / 1998-04-17 - Birthtown: Clarkston, MI

loo-win-DOW-skee

Last Goal: Dec 31, 2025 vs KAL

Last Assist: Jan 2, 2026 vs CIN

Career Shootouts: 2/6 (33.3%)

GP

G

A

PTS

+/-

PIM

Regular Season

11

3

8

11

4

2

Regular Season Career

126

45

81

126

46

51

Biography

- Joins Walleye after beginning season with Södertälje SK of HockeyAllsvenska (Sweden): 11 GP, 1 G, 2 A, 3 Pts, 4 PIMS, -8
- 2024-25:
 - Regular Season w/ Toledo: 58 GP, 28 G, 33 A, 61 Pts, 29PIMS, +19
 - Kelly Cup Playoffs: 17 GP, 5 G, 8 A, 13 Pts, 20 PIMS, +2
 - AHL Regular Season w/ Milwaukee: 4 GP, +1
- Has appeared in 24 AHL games over three seasons between Tucson, Cleveland & Milwaukee (3G, 3A, 6 Pts, 0 PIMS, -1)
- Played five seasons at Michigan St.: 156 GP, 56 G, 64 A, 120 Pts, 144 PIMS, -8
 - Served as an alternate captain in his final two seasons
- Signed by Toledo on 11/24/2025 to SPC

#70: Liam Soulière (G)6-0, 180 lbs. / 1999-03-16 - Birthtown: Montreal, QC

(SOO-lee-air)

Last Goal:

Last Assist:

Career Shootouts: 0/0 (0.0%)

GP

G

A

PTS

+/-

PIM

Regular Season

4

0

0

0

0

0

Regular Season Career

4

0

0

0

0

0

Biography

- 2024-25 w/ U. of Minnesota: 25 GP, 13-8-2, 2.35 GAA, .917 SVP, 2 SO
- Played four seasons at Penn St.: 84 GP, 39-39-3, 2.95 GAA, .897 SVP, 3 SO
 - Holds Penn St. single-season shutout record (3; 2022-23)
- Holds a Bachelor's of Science in Finance from Penn St., and pursued a Master's degree in Human Resources and Industrial Relations at Minnesota.
- Signed with Toledo on 7/31/2025

#77: Colby Ambrosio (F)5-9, 184 lbs. / 2002-08-07 - Birthtown: Welland, ON

am-BRO-zee-oh

Last Goal: Jan 2, 2026 vs CIN

Last Assist: Dec 20, 2025 vs IA

Career Shootouts: 0/1 (0.0%)

GP

G

A

PTS

+/-

PIM

Regular Season

23

7

3

10

-1

12

Regular Season Career

35

10

8

18

0

12

Biography

- 2024-25 w/ TOL:
 - Regular Season: 12 GP, 3 G, 5 A, 8 Pts, 0 PIMS, +1
 - Kelly Cup Playoffs: 18 GP, 4 G, 7 A, 11 Pts, 8 PIMS, +3
- 2024-25 w/ Miami (OH): 34 GP, 7 G, 13 A, 20 Pts, 45 PIMS, -32
- Signed by Toledo on 3/11/2025; re-signed 7/29/2025
- Skated in four seasons at Boston College (2020-24) (138 GP, 28 G, 38 A, 66 Pts, 40 PIMS, +10)
- 4th round selection (#118) by Colorado in the 2020 NHL Entry Draft

#78: Tanner Kelly (F)5-10, 180 lbs. / 2002-05-11 - Birthtown: San Diego, CA

Last Goal: Dec 20, 2025 vs IA

Last Assist: Dec 31, 2025 vs KAL

Career Shootouts: 0/0 (0.0%)

GP

G

A

PTS

+/-

PIM

Regular Season

25

8

7

15

6

10

Regular Season Career

25

8

7

15

6

10

Biography

- 2024-25 w/ Michigan St.: 37 GP, 8 G, 9 A, 17 Pts, 20 PIMS, +10
- Skated four seasons as a Spartan: 144 GP, 24 G, 34 A, 58 Pts, 87 PIMS, +14
- Majored in Advertising Management
- Signed with Toledo on 7/23/2025

| | | | | | | | |
|---------------------------------|-----------------------|----|---|---|-----|-----|-----|
| WAH | | GP | G | A | PTS | +/- | PIM |
| Last Goal: Dec 19, 2025 vs IA | Regular Season | 21 | 3 | 2 | 5 | -2 | 6 |
| Last Assist: Dec 20, 2025 vs IA | Regular Season Career | 21 | 3 | 2 | 5 | -2 | 6 |
| Career Shootouts: 0/0 (0.0%) | | | | | | | |

Biography

- **2024-25 w/ U. of Moncton** 30 GP, 6 G, 17 A, 23 Pts, 28P IMS, +16
- Skated four seasons as a Blue Eagle: 109 GP, 46 G, 47 A, 93 Pts, 82 PIMS, +4
- Skated in 5 QMJHL seasons (Sherbrooke & Baie-Comeau): 178 GP, 42 G, 42 A, 84 Pts, 59 PIMS, -16
- Signed with Toledo on 8/6/2025
- Birthname is Nathaël

**2025-26 REGULAR SEASON NUMERICAL ROSTER**

(R) = Rookie (V) = Veteran * = Tryout (inj.) = Injured @ = AHL Contract TOR = Maple Leafs Contract (NHL)

| No. | Name | POS | HT | WT | S/C | AGE | HOMETOWN |
|-----|------------------------|-----|------|-----|-----|-----|-----------------------------|
| 3 | Rhett Parsons @ | D | 6-3 | 223 | R | 22 | Cremona, Alberta |
| 5 | Ryan McCleary @ | D | 6-3 | 194 | R | 22 | Swift Current, Saskatchewan |
| 9 | Zack Trott | F | 5-10 | 183 | L | 25 | Honeywood, Ontario |
| 10 | Jake Johnson | D | 6-0 | 185 | L | 27 | Bloomington, Minn. |
| 11 | Gunnarwolfe Fontaine @ | F | 5-10 | 187 | L | 25 | East Greenwich, RI. |
| 12 | Nick Carabin | D | 5-11 | 180 | R | 25 | Mahwah, New Jersey |
| 16 | Spencer Cox | D | 5-11 | 177 | L | 24 | West Chester, PA |
| 17 | Luke Grainger @ | F | 5-10 | 181 | R | 26 | Montreal, Quebec |
| 18 | John Jaworski (R) | F | 5-11 | 185 | R | 25 | Grinnell, Iowa |
| 19 | Marko Sikic @ | F | 6-2 | 198 | R | 22 | Kitchener, Ontario |
| 20 | Aaron Bohlinger (R) | D | 5-9 | 165 | R | 25 | Newburgh, New York |
| 24 | Lincoln Griffin | F | 5-10 | 185 | L | 28 | Walpole, Mass. |
| 25 | Sam Stevens @ | F | 6-2 | 194 | L | 25 | Montreal, Quebec |
| 26 | Nick Rhéaume (R) @ | F | 6-3 | 194 | L | 23 | Sherbrooke, Quebec |
| 27 | Jordan Kaplan | F | 5-11 | 178 | R | 28 | Bridgewater, New Jersey |
| 28 | Andrew Noel | D | 6-1 | 190 | L | 24 | Maynard, Mass. |
| 30 | Tommy Scarfone | G | 6-0 | 174 | L | 25 | Montreal, Quebec |
| 31 | Kyle McClellan | G | 6-1 | 185 | L | 26 | Manchester, Missouri |
| 33 | Elijah Vilio | D | 6-2 | 205 | L | 28 | Abbotsford, B.C. |
| 35 | Ken Appleby @ | G | 6-4 | 209 | L | 30 | North Bay, Ontario |
| 36 | Austin Saint | F | 5-11 | 190 | R | 24 | Bonnyville, Alberta |
| 45 | Ryan Kirwan @ | F | 6-2 | 216 | L | 23 | DeWitt, New York |
| 46 | Justin Vaive (V) | F | 6-6 | 238 | L | 36 | Buffalo, New York |
| 62 | Justin Portillo | F | 6-2 | 209 | R | 33 | Toledo, Ohio |
| 63 | Braeden Kressler TOR | F | 5-9 | 185 | R | 22 | Kitchener, Ontario |
| 66 | Ben King @ | F | 6-3 | 205 | R | 23 | Vernon, BC |
| 74 | Cole Fraser (V) | D | 6-3 | 205 | R | 26 | Ottawa, Ontario |

HOCKEY OPERATIONS

Head Coach: Riley Weselowski

Assistant Coach: Louie Caporusso

Goaltending Coach: Rob Couturier

Equipment Manager: Chris Burke

Athletic Trainer: Tim Murray

ROSTER BY THE NUMBERS

Americans: 13

Canadians: 14

Righties: 13

Lefties: 14

NHL Draft Picks: 5

Players w/AHL experience: 11

NHL experience: 1

PRONUNCIATIONS

11 FAWN-tain

18 juh-WAR-skee

19 sick-ick

20 boh-lin-JURR

26 REE-ohm

28 NO-ehl

30 scar-FOE-knee

33 VEE-lee-oh

45 kurr-win

62 POR-tee-oh

63 KREH-slur

91 FRAY-zher

BROADCAST/MEDIA RELATIONS CONTACT: Rudy Hodgson - rhodgson@heritagebankcenter.com

2025-26 SCHEDULE

OCTOBER

| | | |
|-------|---------|-----------|
| 10/18 | VS. WHL | 5-3 L |
| 10/24 | VS. FW | 9-2 W |
| 10/25 | @ IND | 5-4 (OTW) |
| 10/30 | VS. IND | 2-1 L |

NOVEMBER

| | | |
|-------|---------|-----------|
| 11/1 | VS. BLM | 5-4 (OTW) |
| 11/7 | VS. IWA | 9-2 W |
| 11/8 | VS. IWA | 8-2 L |
| 11/12 | @ TOL | 3-2 L |
| 11/14 | VS. TOL | 5-2 L |
| 11/15 | @ KAL | 5-4 W |
| 11/16 | @ KAL | 4-1 W |
| 11/18 | VS. TOL | 5-4 (OTW) |
| 11/21 | @ IWA | 2-1 W |
| 11/23 | @ IWA | 6-3 L |
| 11/26 | VS. TOL | 3-2 (OTL) |
| 11/28 | @ KAL | 3-2 (OTW) |
| 11/29 | @ WHL | 8-3 L |
| 11/30 | @ WHL | 2-1 (OTW) |

DECEMBER

| | | |
|----------|---------------|-----------|
| 12/5 | @ IND | 7-2 L |
| 12/6 | @ IND | 7-1 W |
| 12/7 | @ FW | 4-1 L |
| 12/12 | VS. KAL | 3-2 (OTL) |
| 12/13 | @ IND | 4-1 W |
| 12/17 | @ GVL | 4-3 (OTL) |
| 12/20 | @ FW | 4-3 (OTW) |
| 12/23-25 | HOLIDAY BREAK | |
| 12/26 | VS. KAL | PPD |
| 12/27 | VS. KAL | PPD |
| 12/28 | @ WHL | PPD |
| 12/31 | VS. IND | 4-3 (OTW) |

JANUARY

| | | |
|---------|----------------|-----------------|
| 1/2 | VS. TOL | 4-0 L |
| 1/3 | VS. TOL | 4 P.M. (SAT) |
| 1/9 | @ FW | 7:30 P.M. (FRI) |
| 1/10 | @ BLM | 8 P.M. (SAT) |
| 1/16 | VS. RAP | 7:30 P.M. (FRI) |
| 1/17 | VS. RAP | 4 P.M. (SAT) |
| 1/19 | VS. KAL | 1:30 P.M. (MON) |
| 1/20-22 | ALL-STAR BREAK | |
| 1/23 | @ BLM | 8 P.M. (FRI) |
| 1/24 | VS. FW | 4 P.M. (SAT) |
| 1/25 | @ TOL | 5:15 P.M. (SUN) |
| 1/30 | VS. FW | 7:30 P.M. (FRI) |
| 1/31 | VS. BLM | 7:30 P.M. (SAT) |

FEBRUARY

| | | |
|------|----------|-----------------|
| 2/1 | VS. TOL | 3 P.M. (SUN) |
| 2/4 | @ KAL | 7 P.M. (WED) |
| 2/6 | @ TOL | 7:15 P.M. (FRI) |
| 2/7 | @ WHL | 7:10 P.M. (SAT) |
| 2/13 | VS. TOL | 7:30 P.M. (FRI) |
| 2/14 | @ TOL | 7:15 P.M. (SAT) |
| 2/15 | VS. INDY | 3 P.M. (SUN) |
| 2/18 | VS. KAL | 7:30 P.M. (WED) |
| 2/20 | @ IWA | 8 P.M. (FRI) |
| 2/21 | @ IWA | 7 P.M. (SAT) |
| 2/25 | VS. TOL | 7:30 P.M. (WED) |
| 2/27 | @ FW | 7:30 P.M. (FRI) |
| 2/28 | VS. KAL | 7:30 P.M. (SAT) |

MARCH

| | | |
|------|---------|-----------------|
| 3/1 | VS. KAL | 3 P.M. (SUN) |
| 3/6 | @ TOL | 7:15 P.M. (FRI) |
| 3/7 | VS. UT | 7:30 P.M. (SAT) |
| 3/8 | VS. UT | 3 P.M. (SUN) |
| 3/13 | VS. IWA | 7:30 P.M. (FRI) |
| 3/14 | VS. IWA | 4 P.M. (SAT) |
| 3/18 | VS. BLM | 7:30 P.M. (WED) |
| 3/20 | VS. FW | 7:30 P.M. (FRI) |
| 3/21 | VS. FW | 7:30 P.M. (SAT) |
| 3/27 | @ IWA | 8 P.M. (FRI) |
| 3/28 | @ IWA | 7 P.M. (SAT) |
| 3/29 | @ IWA | 2 P.M. (SUN) |

APRIL

| | | |
|------|---------|-----------------|
| 4/1 | @ TAH | 5 P.M. (WED) |
| 4/3 | @ TAH | 5:30 P.M. (FRI) |
| 4/4 | @ TAH | 8 P.M. (SAT) |
| 4/10 | @ TOL | 7:15 P.M. (FRI) |
| 4/11 | VS. TOL | 4 P.M. (SAT) |
| 4/12 | @ KAL | 3 P.M. (SUN) |

CINCINNATI CYCLONES

(14-10-3-0) 4TH CENTRAL
HOME: 5-5-2-0 | AWAY 9-5-1-0



TOLEDO WALLEYE

(17-5-2-2) 1ST CENTRAL
HOME: 9-2-1-1 | AWAY 8-3-1-1

GAME 28/72 | JAN. 3, 2026 | HERITAGE BANK CENTER - CINCINNATI, OH

CONSISTENCY FROM KIRWAN

Rookie standout Ryan Kirwan has produced steadily throughout the season. Over the last 10 games, he has registered points in seven, including multi-point outings in two of the last three contests. Kirwan has also scored both of Cincinnati's overtime goals across the last two overtime appearances, with his most recent OT winner against Indy coming on the power play — a tally that moved him into first place in the league in power-play goals.

SHORT-HANDED THREAT








The Cyclones have showcased their skill and aggressiveness on the penalty kill as of late, scoring a shorthanded goal in three of the last five contests. John Jaworski added a man-down goal at Indy, Nick Rhéaume netted one in the following game at Greenville and then Jaworski struck again on the man-down against Indy. Cincinnati is 22/24 on the penalty kill over the last five games. The team is fifth in the league with six shorthanded goals with Jaworski racking up four of them for the most in the ECHL.

EXTRA-TIME EXPERTS

The Cyclones have played their share of overtime games this season, with 10 contests requiring extra time, including four of the last six. Cincinnati has been resilient in those situations, earning seven overtime wins — the most in the league. Two of those overtime games came against Toledo, with the teams splitting the results. In the most recent overtime matchup against the Fuel, Ryan Kirwan scored his second overtime goal of his professional career and second in as many games to help Cincinnati remain resilient late in games.

SEASON SERIES (15 GAMES)

CENTRAL DIVISION STANDINGS

| | | | 2025-26 VS. TOLEDO | # | TEAM | PTS | RECORD | GP |
|---|-------------------------|----|--------------------|---|---|-----|-----------|----|
| 1 | 11/14 VS. TOL (5-2 L) | 8 | 2/6 AT TOL | 1 |  | 38 | 17-5-2-2 | 26 |
| 2 | 11/18 VS. TOL (5-4 OTW) | 9 | 2/13 VS. TOL | 2 |  | 37 | 16-7-5-0 | 28 |
| 3 | 11/26 VS. TOL (3-2 OTL) | 10 | 2/14 VS. TOL | 3 |  | 32 | 14-10-2-2 | 28 |
| 4 | 1/2 VS. TOL (4-0 L) | 11 | 2/25 VS. TOL | 4 |  | 31 | 14-10-3-0 | 27 |
| 5 | 1/3 VS. TOL | 12 | 3/6 AT TOL | 5 |  | 28 | 12-11-3-1 | 27 |
| 6 | 1/25 AT TOL | 13 | 4/10 AT TOL | 6 |  | 23 | 10-12-2-1 | 25 |
| 7 | 2/1 VS. TOL | 14 | 4/11 VS. TOL | 7 |  | 18 | 8-18-2-0 | 28 |

PROUD ECHL AFFILIATE OF THE TORONTO MAPLE LEAFS



WE HAVE A TRADE




The Cyclones have traded Owen Cole to the Wheeling Nailers in exchange for forward Jordan Kaplan. The fifth-year pro has registered a goal and five assists in 16 games this season. The Cyclones are Kaplan's eighth different team since he made his debut in the ECHL in the 2021-22 campaign. He's amassed 45 goals and 74 assists for 119 points across 222 games in the league and was an ECHL Midseason All-Star in 2023-24 as a member of the Savannah Ghost Pirates.

CYCLONES STAT RANKINGS (INDIVIDUAL + TEAM)

GOALS: Ryan Kirwan (14)
ASSISTS: Ben King (19)
PTS: Ben King (27)
+/-: John Jaworski (9)
PIM: Cole Fraser (76)
PPG: Ryan Kirwan (9)
SHG: John Jaworski (4)
SOG:
GWG: Elijah Vilio, Gunnarwolfe Fontaine, John Jaworski, Ryan Kirwan (2)
OTG: Elijah Vilio, Ryan Kirwan (2)
SAVE%: Tommy Scarfone (.905)
GAA: Tommy Scarfone (2.93)
SO: 0
WINS: Ken Appleby (7)

GOALS: 88 (11th)
GA: 94 (24th)
PTS: 31 (14th)
PIM: 317 (20th)
PPG: 20 (10th)
PP%: 23.0 (4th)
PK%: 75.8 (27th)
PPGA: 22 (4th)
SHG: 6 (5th)
SHGA: 3 (20th)
OTGWG: 7 (1st)

2025-26 TEAM COMPARISONS

| |  |  |  |
|----------------|--|---|---|
| OVERALL RECORD | 17-5-2-2 | | 14-10-3-0 |
| HOME RECORD | 9-2-1-1 | | 5-5-2-0 |
| AWAY RECORD | 8-3-1-1 | | 9-5-1-0 |
| LAST 10 RECORD | 8-1-1-0 | | 5-3-2-0 |
| GF/PG GA/PG | 3.8 | 2.6 | 3.3 3.5 |
| PP% PK% | 31.3 | 82.1 | 23.0 75.8 |
| LAST GAME | 4-0 W at CIN | | 4-0 L vs. TOL |

CYCLONES TRANSACTIONS

| | | | |
|-------|----------------|----------|-----------|
| 12/31 | JORDAN KAPLAN | TRADED | CIN |
| 12/27 | AUSTIN SAINT | TRADED | CIN |
| 12/23 | REMY PARKER | TRADED | GVL |
| 12/19 | SHIKA GADZHIEV | RELEASED | CIN |
| 12/19 | JAKE JOHNSON | ADDED | TOR (AHL) |



GAME NOTES

| OPPONENT | SEASON OVERALL | HOME | AWAY | GAMES LEFT |
|--------------------------|----------------|---------|---------|------------|
| Adirondack Thunder | 0-0-0-0 | 0-0-0-0 | 0-0-0-0 | 0 |
| Atlanta Gladiators | 0-0-0-0 | 0-0-0-0 | 0-0-0-0 | 0 |
| Bloomington Bison | 1-0-0-0 | 1-0-0-0 | 0-0-0-0 | 4 |
| Fort Wayne Komets | 2-1-0-0 | 1-0-0-0 | 1-1-0-0 | 6 |
| Greenville Swamp Rabbits | 0-0-1-0 | 0-0-0-0 | 0-0-1-0 | 0 |
| Indy Fuel | 4-2-0-0 | 1-1-0-0 | 3-1-0-0 | 1 |
| Iowa Heartlanders | 2-2-0-0 | 1-1-0-0 | 1-1-0-0 | 7 |
| Kalamazoo Wings | 3-0-1-0 | 0-0-1-0 | 3-0-0-0 | 8 |
| Kansas City Mavericks | 0-0-0-0 | 0-0-0-0 | 0-0-0-0 | 0 |
| Maine Mariners | 0-0-0-0 | 0-0-0-0 | 0-0-0-0 | 0 |
| Norfolk Admirals | 0-0-0-0 | 0-0-0-0 | 0-0-0-0 | 0 |
| Savannah Ghost Pirates | 0-0-0-0 | 0-0-0-0 | 0-0-0-0 | 0 |
| Toledo Walleye | 1-3-1-0 | 1-2-1-0 | 0-1-0-0 | 10 |
| Utah Grizzlies | 0-0-0-0 | 0-0-0-0 | 0-0-0-0 | 2 |
| Wichita Thunder | 0-0-0-0 | 0-0-0-0 | 0-0-0-0 | 0 |
| Wheeling Nailers | 1-2-0-0 | 0-1-0-0 | 1-1-0-0 | 2 |

Situational Records

| | Overall | Home | Away |
|-----------------------------|---------|---------|---------|
| Following a win | 6-7-1-0 | 3-3-0-0 | 3-4-1-0 |
| Following a regulation loss | 5-3-2-0 | 2-2-2-0 | 3-1-0-0 |
| Following an OT/SO loss | 3-0-0-0 | 0-0-0-0 | 3-0-0-0 |
| Overtime | 7-3-0-0 | 3-2-0-0 | 4-1-0-0 |
| Shootout | 0-0-0-0 | 0-0-0-0 | 0-0-0-0 |
| First game in a row | 4-3-1-0 | 2-2-1-0 | 2-1-0-0 |
| Second game in a row | 5-2-0-0 | 0-1-0-0 | 5-1-0-0 |
| Third game in a row | 1-1-0-0 | 0-0-0-0 | 1-1-0-0 |
| Stand-alone game | 5-4-2-0 | 3-2-1-0 | 2-2-1-0 |

| | | | |
|-----------------|----------|---------|---------|
| Morning games | 1-1-0-0 | 1-0-0-0 | 0-1-0-0 |
| Afternoon games | 3-3-0-0 | 0-1-0-0 | 3-2-0-0 |
| Night games | 10-6-3-0 | 4-4-2-0 | 6-2-1-0 |
| Sunday | 2-2-0-0 | 0-0-0-0 | 2-2-0-0 |
| Monday | 0-0-0-0 | 0-0-0-0 | 0-0-0-0 |
| Tuesday | 1-0-0-0 | 1-0-0-0 | 0-0-0-0 |
| Wednesday | 1-1-2-0 | 1-0-1-0 | 0-1-1-0 |
| Thursday | 0-1-0-0 | 0-1-0-0 | 0-0-0-0 |
| Friday | 4-3-1-0 | 2-2-1-0 | 2-1-0-0 |
| Saturday | 6-3-0-0 | 1-2-0-0 | 5-1-0-0 |

| | | | |
|-----------------------|----------|---------|---------|
| Scoring First | 12-4-1-0 | 5-1-1-0 | 7-3-0-0 |
| Opponent Scores First | 2-6-2-0 | 0-4-1-0 | 2-2-1-0 |
| Outshooting Opponent | 7-3-1-0 | 2-0-1-0 | 5-3-0-0 |
| Outshot by opponent | 6-6-2-0 | 3-4-1-0 | 3-2-1-0 |
| Score on the PP | 11-3-2-0 | 5-2-2-0 | 6-1-0-0 |
| Score 1 PPG | 7-3-2-0 | 4-2-2-0 | 4-1-0-0 |
| Score 2 PPG | 4-0-0-0 | 1-0-0-0 | 3-0-0-0 |
| Score 3 PPG | 0-0-0-0 | 0-0-0-0 | 0-0-0-0 |
| Score more than 3 PPG | 0-0-0-0 | 0-0-0-0 | 0-0-0-0 |
| Scoreless on the PP | 3-7-1-0 | 0-3-0-0 | 3-4-1-0 |

| | | | |
|--------------------------------------|----------|---------|---------|
| Allow PPG | 4-8-2-0 | 1-3-2-0 | 3-5-0-0 |
| Allow 1 PPG | 4-4-2-0 | 1-2-2-0 | 3-2-0-0 |
| Allow 2 PPG | 1-2-0-0 | 0-0-0-0 | 1-2-0-0 |
| Allow 3 PPG | 0-2-0-0 | 0-1-0-0 | 0-1-0-0 |
| Allow more than 3 PPG | 0-0-0-0 | 0-0-0-0 | 0-0-0-0 |
| Opponent Scoreless on PP | 10-2-1-0 | 4-2-0-0 | 6-0-1-0 |
| Cyclones PP scores, opponent doesn't | 7-1-0-0 | 3-1-0-0 | 4-0-0-0 |
| Opponent's PP scores, Cyclones don't | 1-6-0-0 | 0-2-0-0 | 1-4-0-0 |
| Both teams score on PP | 3-2-2-0 | 1-1-2-0 | 2-1-0-0 |

ALL-TIME RECORD vs ECHL (REG. SEASON)

| OPPONENT | TOTAL | HOME | AWAY |
|--------------------------|------------------------|------------|------------|
| Adirondack Thunder | 1-0-0-0 (1 game) | 1-0-0-0 | 0-0-0-0 |
| Atlanta Gladiators | 1-0-0-0 (1 games) | 0-0-0-0 | 1-0-0-0 |
| Bloomington Bison | 4-3-0-0 (7 games) | 2-2-0-0 | 2-1-0-0 |
| Fort Wayne Komets | 44-39-5-7 (95 games) | 20-20-2-5 | 24-19-3-2 |
| Greenville Swamp Rabbits | 13-13-2-2 (30 games) | 9-2-0-1 | 4-11-2-1 |
| Indy Fuel | 48-33-17-3 (101 games) | 28-8-5-2 | 20-25-12-1 |
| Iowa Heartlanders | 20-6-7-0 (33 games) | 14-3-3-0 | 6-3-4-0 |
| Jacksonville IceMen | 1-1-0-0 (2 games) | 1-1-0-0 | 0-0-0-0 |
| Kalamazoo Wings | 73-45-14-3 (133 games) | 41-15-8-1 | 32-20-6-2 |
| Kansas City Mavericks | 3-5-3-0 (11 games) | 1-2-1-0 | 2-3-2-0 |
| Maine Mariners | 1-1-0-0 (2 games) | 0-1-0-0 | 1-0-0-0 |
| Norfolk Admirals | 2-4-1-0 (5 games) | 1-0-0-0 | 0-3-1-0 |
| Savannah Ghost Pirates | 2-0-0-0 (2 games) | 0-0-0-0 | 2-0-0-0 |
| Toledo Walleye | 67-66-12-5 (150 games) | 34-28-10-2 | 33-38-2-3 |
| Tulsa Oilers | 7-2-0-0 (9 games) | 4-1-0-0 | 3-1-0-0 |
| Utah Grizzlies | 6-0-0-2 (7 games) | 3-0-0-2 | 3-0-0-0 |
| Wheeling Nailers | 82-67-3-3 (155 games) | 44-33-2-1 | 38-34-1-2 |
| Wichita Thunder | 6-4-0-0 (10 games) | 3-2-0-0 | 3-2-0-0 |

Month-By-Month Record

| Record | W-L-OT-SO | Points | # of Scheduled games left |
|----------|-----------|--------|---------------------------|
| October | 2-2-0-0 | 4 | 0 |
| November | 8-5-1-0 | 17 | 0 |
| December | 4-2-2-0 | 10 | 0 |
| January | 0-1-0-0 | 0 | 11 |
| February | 0-0-0-0 | 0 | 13 |
| March | 0-0-0-0 | 0 | 12 |
| April | 0-0-0-0 | 0 | 6 |

AFFILIATE CHECK-IN



TORONTO MAPLE LEAFS
(19-15-6, 44PTS) 6TH ATLANTIC

LAST GAME: vs. WINNIPEG JETS
JANUARY 1, 2026

| | 1ST | 2ND | 3RD | FINAL |
|---------|-----|-----|-----|-------|
| WPG | 2 | 2 | 1 | 5 |
| TORONTO | 0 | 3 | 3 | 6 |

GOALS: MATTHEWS (HT) (18), EKMAN-LARSSON (7), MACCELLI (6), STECHER (2)
W: HILDEBY (22/23 SV), WOLL (13/17 SV)



TORONTO MARLIES
(17-13-1-1, 36PTS) 4TH NORTH

LAST GAME: vs. SYRACUSE CRUNCH
JANUARY 1, 2026

| | 1ST | 2ND | 3RD | OT | FINAL |
|---------|-----|-----|-----|----|-------|
| SYR | 1 | 0 | 0 | 0 | 1 |
| TORONTO | 0 | 0 | 1 | 1 | 2 |

GOALS: GROULX (14), NYLANDER (8)
W: AKHTYAMOV (34/35 SV)



GAME-BY-GAME RESULTS

| GM | DATE | OPPONENT | SCORE | RECORD | GOALIES | GWG | PP | PK | SHOTS | ATTN. |
|----|-----------|--------------------|-----------|-----------|---|------------|-----|-----|-------|--------|
| 1 | SAT 10/18 | WHEELING | 5-3 L | 0-1-0-0 | CIN: APPLEBY (33/38) WHL: PAVLENKO (27/30) | QUERCIA | 1/3 | 2/2 | 30 | 6,716 |
| 2 | FRI 10/24 | FORT WAYNE | 3-1 W | 1-1-0-0 | CIN: APPLEBY (35/36) FW: DAY (11/14) | VAIVE | 1/2 | 2/2 | 14 | 4,488 |
| 3 | SAT 10/25 | @ Indy | 5-4 (OTW) | 2-1-0-0 | CIN: McCLELLAN (27/31) IND: FLORES (23/28) | VILIO | 2/2 | 0/2 | 28 | 4,473 |
| 4 | THU 10/30 | INDY | 2-1 L | 2-2-0-0 | CIN: APPLEBY (25/27) IND: FLORES (25/26) | LeGUERRIER | 0/4 | 3/3 | 26 | 3,095 |
| 5 | SAT 11/1 | BLOOMINGTON | 5-4 (OTW) | 3-2-0-0 | CIN: APPLEBY (26/30) BLM: OLLAS (30/35) | FONTAINE | 2/3 | 0/0 | 35 | 4,687 |
| 6 | FRI 11/7 | IOWA | 9-2 W | 4-2-0-0 | CIN: APPLEBY (22/24) IWA: ROUSSEAU (25/34) | JAWORSKI | 1/3 | 1/4 | 36 | 4,212 |
| 7 | SAT 11/8 | IOWA | 8-2 L | 4-3-0-0 | CIN: McCLELLAN (14/21), APPLEBY (5/6) IWA: MERCER (23/25) | STENSSON | 0/3 | 0/3 | 25 | 5,619 |
| 8 | FRI 11/14 | @ Toledo | 3-2 L | 4-4-0-0 | CIN: APPLEBY (14/17) TOL: LALONDE (29/31) | McCOURT | 0/5 | 1/3 | 31 | 7,567 |
| 9 | FRI 11/14 | TOLEDO | 5-2 L | 4-5-0-0 | CIN: McCLELLAN (32/36) TOL: SOULIERE (20/22) | ERNST | 1/2 | 2/3 | 22 | 6,328 |
| 10 | SAT 11/15 | @ Kalamazoo | 5-4 W | 5-5-0-0 | CIN: APPLEBY (36/30) KAL: LEMIEUX (28/33) | RHEAUME | 2/3 | 1/1 | 33 | 2,417 |
| 11 | SUN 11/16 | @ Kalamazoo | 4-1 W | 6-5-0-0 | CIN: McCLELLAN (31/32) KAL: LEMIEUX (26/29) | FONTAINE | 0/1 | 1/1 | 30 | 1,776 |
| 12 | TUE 11/18 | TOLEDO | 5-4 (OTW) | 7-5-0-0 | CIN: APPLEBY (28/32) TOL: LALONDE (16/21) | GRAINGER | 1/2 | 3/4 | 21 | 12,867 |
| 13 | FRI 11/21 | @ Iowa | 2-1 W | 8-5-0-0 | CIN: McCLELLAN (19/20) IWA: ROUSSEAU (24/26) | KING | 1/6 | 5/5 | 26 | 1,358 |
| 14 | SUN 11/23 | @ Iowa | 6-3 L | 8-6-0-0 | CIN: APPLEBY (23/28) IWA: MERCER (8/11), ROUSSEAU (30/30) | CAPANNELLI | 0/2 | 2/3 | 41 | 1,346 |
| 15 | WED 11/26 | TOLEDO | 2-3 OTL | 8-6-1-0 | CIN: McCLELLAN (41/44) TOL: GYLANDER (26/28) | HAWKINS | 1/2 | 0/1 | 28 | 11,105 |
| 16 | FRI 11/28 | @ Kalamazoo | 3-2 OTW | 9-6-1-0 | CIN: APPLEBY (39/41) KAL: LEMIEUX (30/33) | JOHNSON | 0/4 | 3/4 | 33 | 3,133 |
| 17 | SAT 11/29 | @ Wheeling | 8-3 L | 9-7-1-0 | CIN: McCLELLAN (18/26) WHL: SMITH (26/29) | MAHSHIE | 1/3 | 3/6 | 29 | 3,277 |
| 18 | SUN 11/30 | @ Wheeling | 2-1 OTW | 10-7-1-0 | CIN: APPLEBY (29/30) WHL: SMITH (32/34) | VILIO | 1/4 | 2/2 | 34 | 1,705 |
| 19 | FRI 12/5 | @ Indy | 7-2 L | 10-8-1-0 | CIN: McCLELLAN (22/29) IND: WEEKS (19/21) | LOMBARDI | 0/4 | 3/5 | 21 | 4,494 |
| 20 | SAT 12/6 | @ Indy | 7-1 W | 11-8-1-0 | CIN: SCARFONE (24/25) IND: FLORES (17/24) | BOHLINGER | 1/3 | 4/4 | 24 | 4,922 |
| 21 | SUN 12/7 | @ Fort Wayne | 4-1 L | 11-9-1-0 | CIN: SCARFONE (35/39) FW: DAY (24/25) | MURRAY | 0/2 | 3/4 | 25 | 7,032 |
| 22 | FRI 12/12 | KALAMAZOO | 3-2 (OTL) | 11-9-2-0 | CIN: SCARFONE (22/25) KAL: YOUNG (33/35) | LEE | 1/4 | 3/4 | 35 | 8,732 |
| 23 | SAT 12/13 | @ Indy | 4-1 W | 12-9-2-0 | CIN: SCARFONE (24/25) IND: WEEKS (21/25) | JAWORSKI | 2/7 | 6/7 | 25 | 6,541 |
| 24 | WED 12/17 | @ Greenville | 4-3 (OTL) | 12-9-3-0 | CIN: SCARFONE (32/36) GVL: CHARLESON (25/28) | O'HARA | 0/1 | 4/4 | 28 | 3,432 |
| 25 | SAT 12/20 | @ Fort Wayne | 4-3 (OTW) | 13-9-3-0 | CIN: SCARFONE (30/33) FW: DAY (32/36) | KIRWAN | 0/4 | 4/4 | 36 | 6,769 |
| 26 | FRI 12/26 | KALAMAZOO | PPD | | | | | | | |
| 27 | SAT 12/27 | KALAMAZOO | PPD | | | | | | | |
| 28 | SUN 12/28 | @ Wheeling | PPD | | | | | | | |
| 29 | WED 12/31 | INDY | 4-3 (OTW) | 14-9-3-0 | CIN: SCARFONE (33/36) IND: WEEKS (27/31) | KIRWAN | 1/5 | 4/4 | 31 | 8,790 |
| 30 | FRI 1/2 | TOLEDO | 4-0 L | 14-10-3-0 | CIN: SCARFONE (19/23) McCLELLAN (6/6) TOL: GYLANDER (29/29) | AMBROSIO | 0/4 | 4/5 | 29 | 7,956 |
| 31 | SAT 1/3 | TOLEDO | | | | | | | | |
| 32 | FRI 1/9 | @ Fort Wayne | | | | | | | | |
| 33 | SAT 1/10 | @ Bloomington | | | | | | | | |
| 34 | FRI 1/16 | RAPID CITY | | | | | | | | |
| 35 | SAT 1/17 | RAPID CITY | | | | | | | | |
| 36 | MON 1/19 | KALAMAZOO | | | | | | | | |
| 37 | FRI 1/23 | @ Bloomington | | | | | | | | |
| 38 | SAT 1/24 | FORT WAYNE | | | | | | | | |
| 39 | SUN 1/25 | @ Toledo | | | | | | | | |
| 40 | FRI 1/30 | FORT WAYNE | | | | | | | | |
| 41 | SAT 1/31 | BLOOMINGTON | | | | | | | | |
| 42 | SUN 2/1 | TOLEDO | | | | | | | | |
| 43 | WED 2/4 | @ Kalamazoo | | | | | | | | |
| 44 | FRI 2/6 | @ Toledo | | | | | | | | |
| 45 | SAT 2/7 | @ Wheeling | | | | | | | | |
| 46 | FRI 2/13 | TOLEDO | | | | | | | | |
| 47 | SAT 2/14 | @ Toledo | | | | | | | | |
| 48 | SUN 2/15 | INDY | | | | | | | | |
| 49 | WED 2/18 | KALAMAZOO | | | | | | | | |
| 50 | FRI 2/20 | @ Iowa | | | | | | | | |
| 51 | SAT 2/21 | @ Iowa | | | | | | | | |
| 52 | SAT 2/25 | TOLEDO | | | | | | | | |
| 53 | FRI 2/27 | @ Fort Wayne | | | | | | | | |
| 54 | SAT 2/28 | KALAMAZOO | | | | | | | | |
| 55 | SUN 3/1 | KALAMAZOO | | | | | | | | |
| 56 | FRI 3/6 | @ Toledo | | | | | | | | |
| 57 | SAT 3/7 | UTAH | | | | | | | | |
| 58 | SUN 3/8 | UTAH | | | | | | | | |
| 59 | FRI 3/13 | IOWA | | | | | | | | |
| 60 | SAT 3/14 | IOWA | | | | | | | | |
| 61 | WED 3/18 | BLOOMINGTON | | | | | | | | |

*HOME GAMES ARE IN BOLD



GAME-BY-GAME STATS

| SCORING PLAYER | MULTI-POINT GAMES | | | | | MULTI-GOAL GAMES | | | | SITUATIONAL GOALS | | | |
|-------------------|-------------------|------|------|------|--------|------------------|----|----|----|-------------------|-----|-----|-----|
| | 2PTS | 3PTS | 4PTS | 5PTS | 5+ PTS | 2G | 3G | 4G | 5G | SHG | PPG | OTW | GWG |
| SPENCER COX | | | | | | | | | | | | | |
| LUKE GRAINGER | 2 | 1 | | | | | | | | | 1 | 1 | 1 |
| LINCOLN GRIFFIN | 1 | 1 | | | | 1 | | | | | | | |
| GUNNAR FONTAINE | 1 | | | | | | | | | | | 1 | 2 |
| BRAEDEN KRESSLER | 1 | | | | | | | | | | | | |
| JOHN JAWORSKI | 4 | | | | | 2 | | | | 4 | 1 | | 2 |
| NICK RHEAUME | 2 | | | | | | | | | 1 | | | 1 |
| MARKO SIKIC | 1 | | | | | | | | | | | | |
| JUSTIN VAIVE | | | | | | | | | | | | | 1 |
| OWEN COLE | | | | | | | | | | | | | |
| REMY PARKER | | | | | | | | | | | | | |
| AARON BOHLINGER | 2 | | | | | | | | | | | | 1 |
| JUSTIN VAIVE | 1 | | | | | 1 | | | | | 3 | | |
| ANDREW NOEL | | | | | | | | | | | | | |
| RYAN MCCLEARY | | | | | | | | | | | | | |
| ELIJAH VILIO | | | | | | | | | | | | 2 | 2 |
| RHETT PARSONS | 1 | | | | | | | | | | | | |
| JUSTIN PORTILLO | | | | | | | | | | | | | |
| JAKE JOHNSON | 2 | | | | | | | | | | | 1 | 1 |
| RYAN MCCLEARY | | | | | | | | | | | | | |
| RYAN KIRWAN | 2 | 1 | 1 | | | 2 | | | | | 9 | 2 | 2 |
| NICK CARABIN | | | | | | | | | | | | | |
| ZACK TROTT | 3 | | | | | 2 | | | | | 2 | | |
| BEN KING | 4 | 1 | 1 | | | | | | | 1 | 3 | | 1 |
| SAM STEVENS | 3 | 1 | | | | | | | | | | | |

GOALTENDING STATISTICS

| GOAL PLAYER | GOALS AGAINST PER GAME | | | | | | | | SEASON TOTALS | | |
|----------------|------------------------|-----|-----|-----|-----|-----|-----|----|---------------|-----|-----|
| | 0GA | 1GA | 2GA | 3GA | 4GA | 5GA | 6GA | 7+ | PPG | SHG | 5v5 |
| Ken Appleby | | 2 | 3 | 1 | 3 | 2 | | | 8 | 1 | 28 |
| Kyle McClellan | | 2 | | 1 | 2 | | | 3 | 12 | 1 | 21 |
| Tommy Scarfone | | 2 | | 3 | 3 | | | | 4 | 1 | 18 |
| TOTALS | | 6 | 3 | 5 | 8 | 2 | | 3 | 24 | 3 | 67 |

PENALTY SHOTS

PENALTY SHOTS TAKEN: (1): J. VAIVE at IA (NO GOAL)

PENALTY SHOTS FACED (1): J. ERNST vs. TOL (GOAL) //



FIGHTING MAJORS

| DATE | CYCLONES PLAYER | OPPONENT | TEAM |
|-------|-----------------|------------------|-----------|
| 10/18 | PORTILLO | TYMKIN | WHEELING |
| 10/30 | PARSONS | TUCKER | INDY |
| 10/30 | RHÉAUME | BERGER | INDY |
| 11/7 | RHÉAUME | PATTERSON | IOWA |
| 11/7 | FRASER | NOEL | IOWA |
| 11/14 | VAIVE | MacKINNON | TOLEDO |
| 11/14 | FRASER | ANDREWS | TOLEDO |
| 11/15 | PARSONS | SACCOMAN | KALAMAZOO |
| 11/30 | FRASER | GRAHAM | WHEELING |
| 12/5 | PORTILLO | MARCHESAN | INDY |
| 12/6 | NOEL | ISRAELS | INDY |
| 12/6 | FRASER | CAMERON | INDY |
| 1/2 | RHÉAUME | MULTIPLE PLAYERS | TOLEDO |

FIGHTING MAJORS BY MONTH

| MONTH | # OF FIGHTS |
|----------|-------------|
| October | 3 |
| November | 6 |
| December | 3 |
| January | 1 |
| February | |
| March | |
| April | |



CLUB RECORD BOOK

(includes statistics as Louisville Riverfrogs and Miami Matadors - 1995-Present)

Career Points

| | |
|-------------------------------------|-----|
| Jesse Schultz | 290 |
| Barret Ehgoetz ('06-'11) | 289 |
| Justin Vaive ('11-'13, '16-Present) | 285 |
| Mathieu Aubin ('08, '09-'13) | 275 |
| Sheldon Gorski (1995-98) | 213 |
| Louie Caporusso ('21-Present) | 167 |
| Scott Reynolds ('06-'08, '09-'11) | 140 |
| Michael Flynn (1997-99) | 137 |
| Dan Eves ('11-'14) | 137 |

Career Games

| | |
|-------------------------------------|-----|
| Justin Vaive ('11-'13, '16-Present) | 495 |
| Barret Ehgoetz | 342 |
| Mathieu Aubin | 291 |
| Scott Reynolds | 281 |
| Jesse Schultz | 275 |
| Sheldon Gorski | 218 |
| Brian O'Hanley | 210 |
| Chris Reed | 208 |
| Dan Eves | 196 |

Career Goals

| | |
|----------------|-----|
| Justin Vaive | 161 |
| Don Biggs | 147 |
| Sheldon Gorski | 120 |
| Mathieu Aubin | 110 |
| Barret Ehgoetz | 100 |
| Jesse Schultz | 88 |

Career Assists

| | |
|-----------------|-----|
| Jesse Schultz | 202 |
| Barret Ehgoetz | 189 |
| Mathieu Aubin | 163 |
| Justin Vaive | 124 |
| Louie Caporusso | 112 |
| Jalen Smereck | 96 |

Career Penalty Minutes

| | |
|-----------------|-----|
| Justin Vaive | 713 |
| Stephane Madore | 554 |
| Sheldon Gorski | 303 |
| Mike Liambas | 248 |
| Matt Macdonald | 242 |

Career Game-Winning Goals

| | |
|------------------|----|
| Justin Vaive | 21 |
| Sheldon Gorski | 20 |
| Mathieu Aubin | 17 |
| Barret Ehgoetz | 15 |
| Lincoln Griffin | 13 |
| Matt Syroczynski | 11 |
| Patrick Polino | 11 |
| Louie Caporusso | 10 |
| Zack Andrusiak | 10 |

Career Power Play Goals

| | |
|--------------------|----|
| Justin Vaive | 55 |
| Sheldon Gorski | 51 |
| Barret Ehgoetz | 28 |
| Mathieu Aubin | 26 |
| Matt Syroczynski | 23 |
| Jean-Michel Daoust | 22 |
| Joe Cardarelli | 17 |
| Nick Huard | 17 |

Career Shorthanded Goals

| | |
|-----------------|---|
| Patrick Polino | 9 |
| Lincoln Griffin | 9 |
| Barret Ehgoetz | 8 |
| Scott Reynolds | 6 |
| Allan Egeland | 4 |
| Rob Kenny | 4 |

Career +/-

| | |
|----------------|-----|
| Chad Starling | +70 |
| Jesse Schultz | +62 |
| Chris Reed | +60 |
| Barret Ehgoetz | +57 |

GOALTENDING

Career Wins

| | |
|--------------------|----|
| Michael Houser | 95 |
| Brian Foster | 46 |
| Cedrick Desjardins | 40 |
| Rob Madore | 33 |
| Dov Grumet-Morris | 31 |
| Lance Leslie | 29 |

Career Games

| | |
|--------------------|-----|
| Michael Houser | 167 |
| Brian Foster | 80 |
| Rob Madore | 78 |
| Lance Leslie | 70 |
| Cedrick Desjardins | 67 |
| Chet Pickard | 61 |

ATTENDANCE

Regular Season (in Cincinnati)

| | | | |
|--------|-------------|----------|----------|
| 16,629 | Indy | L, 3-2 | 2/27/16 |
| 14,258 | Toledo | OTL, 4-3 | 1/6/24 |
| 14,025 | Wheeling | W, 4-2 | 1/6/18 |
| 13,237 | Reading | W, 6-2 | 1/4/14 |
| 12,825 | Wheeling | W, 3-2 | 1/3/15 |
| 12,346 | Greenville* | W, 9-0 | 11/13/18 |
| 12,228 | Fort Wayne | L, 4-5 | 1/5/13 |
| 12,187 | Wheeling | L, 3-2 | 1/7/23 |
| 11,417 | Johnstown | W, 6-0 | 4/4/09 |
| 10,920 | Toledo | W, 5-2 | 11/6/09 |
| 10,514 | Johnstown | W, 5-1 | 4/2/10 |
| 10,356 | Indy | SOL, 5-4 | 4/15/22 |

Weekday (MON-THURS.)

Regular Season Home

| | | | |
|--------|--------------|----------|----------|
| 13,667 | Kalamazoo* | OTL, 2-3 | 11/12/24 |
| 12,346 | Greenville* | W, 9-0 | 11/13/18 |
| 10,317 | Toledo | W, 9-2 | 11/24/21 |
| 9,880 | Toledo | W, 5-2 | 11/23/22 |
| 9,811 | Kalamazoo | W, 3-1 | 12/28/22 |
| 9,435 | Kalamazoo | W, 6-3 | 11/21/18 |
| 9,432 | Kalamazoo | W, 5-0 | 11/27/24 |
| 9,191 | Kalamazoo | W, 4-2 | 11/27/19 |
| 8,944 | Trenton * | W, 3-1 | 11/17/09 |
| 8,897 | Fort Wayne * | L, 5-4 | 11/14/23 |
| 8,722 | Jacksonville | W, 3-2 | 12/28/23 |
| 8,695 | Toledo | W, 4-1 | 12/31/18 |
| 8,423 | Fort Wayne* | SOL, 4-3 | 11/1/22 |
| 8,020 | Greenville | W, 6-1 | 12/29/21 |
| 7,917 | Toledo | W, 1-0 | 11/22/17 |
| 7,629 | Quad City* | W, 5-2 | 11/14/17 |
| 7,563 | Kalamazoo* | OTL, 2-3 | 11/16/10 |
| 7,318 | Allen* | W, 4-2 | 11/12/19 |

Education In Hockey Day/Field Trip Game

Regular Season Road Games

| | | | |
|--------|---------------|----------|----------|
| 15,128 | at Tulsa | W, 7-4 | 10/29/23 |
| 13,388 | at Tulsa | W, 4-1 | 3/11/23 |
| 10,295 | at Louisiana | L, 1-3 | 11/10/95 |
| 9,950 | at Greenville | SOL, 5-6 | 10/24/98 |
| 9,766 | at Louisiana | L, 1-7 | 11/13/98 |
| 9,737 | at Stockton | W, 4-2 | 3/3/07 |
| 9,493 | at Fort Wayne | W, 4-3 | 2/17/24 |



(All-Time Leaders 1990-Present)

SKATERS**Career Points**

| | |
|----------------|-----|
| Don Biggs | 444 |
| Gilbert Dionne | 336 |
| Paul Lawless | 304 |
| Jesse Schultz | 290 |
| Barret Ehgoetz | 289 |
| Justin Vaive | 285 |
| Todd Simon | 259 |

Career Games

| | |
|-----------------|-----|
| Justin Vaive | 495 |
| Don Biggs | 458 |
| Todd Hawkins | 368 |
| Barret Ehgoetz | 342 |
| Gilbert Dionne | 313 |
| Jeff Wells | 305 |
| Eric Dandenault | 299 |
| Mathieu Aubin | 291 |
| Jeff Greenlaw | 283 |
| Scott Reynolds | 281 |

Career Goals

| | |
|-----------------|-----|
| Justin Vaive | 161 |
| Don Biggs | 147 |
| Gilbert Dionne | 134 |
| Paul Lawless | 132 |
| Mathieu Aubin | 110 |
| Barrett Ehgoetz | 100 |
| Jesse Schultz | 88 |

Career Assists

| | |
|----------------|-----|
| Don Biggs | 297 |
| Gilbert Dionne | 202 |
| Jesse Schultz | 202 |
| Barret Ehgoetz | 189 |
| Todd Simon | 181 |
| Paul Lawless | 172 |
| Mathieu Aubin | 163 |

Career PIM

| | |
|-----------------|-----|
| Eric Dandenault | 896 |
| Don Biggs | 730 |
| Justin Vaive | 713 |
| Marc LaBelle | 684 |
| Todd Hawkins | 664 |
| Rob Krauss | 546 |

GOALTENDING**Career Wins**

| | |
|---------------------|----|
| Michael Houser | 95 |
| Geoff Sarjeant | 63 |
| Frederic Chabot | 48 |
| Brian Foster | 46 |
| Cedrick Desjardins | 40 |
| Randy Petruk | 35 |
| Rob Madore | 33 |
| Jean-Marc Pelletier | 32 |
| Dov Grumet-Morris | 31 |
| Pokey Reddick | 31 |
| Danny Lorenz | 29 |
| Alain Morissette | 29 |

Career Games

| | |
|---------------------|-----|
| Michael Houser | 167 |
| Geoff Sarjeant | 127 |
| Danny Lorenz | 87 |
| Frederic Chabot | 86 |
| Randy Petruk | 84 |
| Brian Foster | 80 |
| Rob Madore | 78 |
| Cedrick Desjardins | 67 |
| Chet Pickard | 61 |
| Jean-Marc Pelletier | 61 |
| Pokey Reddick | 54 |
| Dov Grumet-Morris | 49 |
| Todd MacDonald | 46 |
| Jeremy Smith | 46 |



CLUB RECORD BOOK

Goals

46 - Sheldon Gorski 1997-98
38 - Sheldon Gorski 1996-97
36 - Joe Cardarelli 2002-03
32 - Zack Andrusiak 2022-23
32 - Justin Vaive 2022-23
32 - Justin Vaive 2017-18
32 - J-M Daoust 2006-07
31 - T. Beauregard 2007-08
31 - Jack Downing 2015-16
31 - Myles Powell 2018-19
30 - Mathieu Aubin 2011-12
30 - Mathieu Aubin 2007-08
30 - Matt Syroczyński 2007-08
30 - Michael Flynn 1997-98

Assists

77 - David Desharnais 2007-08
58 - Jesse Schultz 2018-19
57 - Jalen Smereck 2023-24
51 - Matt Noga 2002-03
50 - Michael Flynn 1998-99
48 - Louie Caporusso 2022-23
48 - Jesse Schultz 2021-22
46 - Ryan Gaucher 2002-03
45 - Jason Deitsch 2006-07
44 - Mike Pelech 2011-12
44 - Mark Van Guilder 2008-09
44 - Louie Caporusso 2021-22
44 - Matt Berry 2022-23

Points

106 - David Desharnais 2007-08
80 - Jesse Schultz 2018-19
75 - Jesse Schultz 2017-18
75 - Sheldon Gorski 1997-98
75 - Matt Noga 2002-03
73 - Zack Andrusiak 2022-23
73 - Sheldon Gorski 1996-97
71 - Jalen Smereck
71 - Jason Deitsch 2006-07
71 - Jesse Schultz 2021-22
71 - Louie Caporusso 2022-23
70 - Mark Van Guilder 2008-09
70 - Joe Cardarelli 2002-03

Penalty Minutes

373 - Chris Rowland 1995-96
269 - Adam Young 1996-97
264 - Chris Rowland 1998-99
256 - Chris Rowland 1996-97
255 - John Badduke 1998-99
235 - Allan Egeland 2001-02
219 - Sean Allen 2022-23
214 - Arvin Atwal 2018-19
213 - David Bell 1998-99
211 - Travis Tucker 1995-96
208 - Justin Johnson 2008-09
200 - Stephane Madore 1996-97

Plus.Minus

+48 Chad Starling 2007-08
+45 Myles Powell 2018-19
+44 Arvin Atwal 2018-19
+39 Jesse Schultz 2018-19
+38 Eric Knodel 2018-19
+38 David Desharnais 2007-08
+37 Alex Wideman 2018-19
+35 DeVante Stephens 2018-19
+33 Lee Lapid 2022-23
+31 Barret Ehgoetz 2007-08
+28 Sean Allen 2022-23
+28 Taylor Aronson 2013-14

Power Play Goals

23 Sheldon Gorski 1997-98
19 Sheldon Gorski 1996-97
17 Joe Cardarelli 2002-03
15 Matt Syroczyński 2007-08
15 George Wilcox 1995-96
15 Nick Huard 2015-16
13 Zack Andrusiak 2022-23
13 J-M Daoust 2006-07
13 Matt Noga 2002-03

Shorthanded Goals

5 Patrick Polino 2023-24
4 Patrick Polino 2022-23
4 Allan Egeland 2001-02
4 Rob Kenny 1998-99
3 Several Players Tied

GWG

9 Matt Syroczyński 2007-08
8 Sheldon Gorski 1997-98
8 Myles Powell 2018-19

OT GWG

3 Mark Van Guilder 2008-09
3 Mike Henderson 2001-02
2 Several Players Tied

GOALTENDERS

Games

54 Brent Belecki 1998-99
50 Randy Petruk 2003-04
46 Rob Madore 2014-15
43 Beck Warm 2022-23
41 Michael Houser 2018-19

Wins

29 Michael Houser 2018-19
29 Alain Morissette 1995-96
28 Beck Warm 2022-23
24 Cedrick Desjardins 2006-07
24 Alex Westlund 2001-02
23 Jeremy Smith 2009-10
21 Brent Belecki 1998-99

Shutouts

5 Cedrick Desjardins 2007-08
5 Alex Westlund 2001-02
4 Mark Sinclair 2022-23
4 Rob Madore 2014-15
4 Sam Brittain 2014-15
4 Cedrick Desjardins 2006-07
3 Brian Foster 2011-12
3 Marc Cheverie 2010-11
3 Ryan Nie 2008-09
3 Mark Sinclair 2022-23

Saves

1577 Brent Belecki 1998-99
1379 Randy Petruk 2003-04
1311 Lance Leslie 1997-98
1311 Alain Morissette 1995-96



Single Season Records

Players

| | | |
|-----------------------------|-----|--|
| Most Points, Season | 106 | David Desharnais, 2007-08 |
| Most Points, Game | 6 | Matt Noga vs. Reading, Dec. 27, 2002 Justin Vaive @ Indy, Feb. 25, 2023 |
| Most Goals, Season | 46 | Sheldon Gorski, 1997-98 |
| Most Goals, Game | 5 | Sheldon Gorski vs. Huntington, Mar. 6, 1998 |
| Most Assists, Season | 77 | David Desharnais, 2007-08 |
| Most Assists, Game | 5 | Matt Noga vs. Reading, Dec. 27, 2002 |
| Most PIM, Season | 373 | Chris Rowland, 1995-96 |
| Most PIM, Game | 49 | Travis Tucker vs. Columbus, Jan. 15, 1996 |

Goaltenders

| | | |
|--------------------------|-------|--|
| Most Appearances | 54 | Brent Belecki, 1998-99 |
| Most Minutes | 2,938 | Brent Belecki, 1998-99 |
| Most Wins | 29 | Michael Houser, 2018-19 Alain Morissette, 1995-96 |
| Most Losses | 27 | Randy Petruk, 2003-04 |
| Most OT/SO Losses | 10 | Rob Madore, 2014-15 |
| Most Shots | 1,750 | Brent Belecki, 1998-99 |
| Most Saves | 1,577 | Brent Belecki, 1998-99 |
| Most Shutouts | 5 | Cedrick Desjardins, 2007-08 |

Team

| | | |
|-----------------------------|-------|---------|
| Most Points | 115 | 2007-08 |
| Fewest Points | 54 | 2003-04 |
| Most Wins | 55 | 2007-08 |
| Fewest Wins | 25 | 2003-04 |
| Most Losses | 43 | 2003-04 |
| Fewest Losses | 12 | 2007-08 |
| Most Goals Scored | 292 | 2007-08 |
| Fewest Goals Against | 176 | 2018-19 |
| Most Penalty Minutes | 2,041 | 1995-96 |

Longest Winning Streak

| | | |
|----------------|----|-----------------------------|
| Overall | 17 | Jan. 16-Feb. 29, 2008 |
| Home | 14 | Jan. 5-Mar. 12, 2008 |
| Road | 10 | Feb. 10, 2023-Mar. 26, 2023 |

Longest Winless Streak

| | | |
|----------------|----|----------------------|
| Overall | 13 | 1996-97 |
| Home | 6 | Feb. 1-17, 2014 |
| Road | 11 | Mar. 4-Apr. 11, 2015 |




RILEY WESELOWSKI

HEAD COACH

Riley Weselowski was named the seventh head coach in franchise history in 2025. Weselowski joins the Cyclones from the Kansas City Mavericks where he served as the Associate Head Coach for the previous two seasons.

Under Weselowski's leadership, the Kansas City Mavericks recorded 103 wins, and 217 points over the past two seasons, more than any other ECHL franchise. The Mavericks would claim the 2023-24 Brabham Cup, with the best regular season record that year and advanced to the 2024 Kelly Cup Finals.

Additionally, he helped lead Kansas City to two division championships, and back-to-back appearances in the Kelly Cup Western Conference Final. Over the past two seasons, teams under Weselowski have ranked first in the ECHL in goals scored (561) and second in goals allowed (380). His leadership has led to numerous AHL and European contracts for players under his tenure. One of his most critical responsibilities in Kansas City was to build and maintain a strong relationship with NHL and AHL affiliates, something he looks to continue with the Toronto Maple Leafs and the Toronto Marlies.



Weselowski, 40, played in over 700 professional games across 13 seasons between the ECHL and CHL. In 446 ECHL games, the Pilot Mound, Manitoba native recorded 115 points (25 goals, 90 assists) with five different organizations. Weselowski was named a team captain in each of his final 11 professional seasons. In addition, he was awarded the 2012 CHL Top Defenseman Award and the 2012 CHL Man of the Year Award for his community involvement. The Rapid City Rush retired his number six at the conclusion of his playing career. A long-time veteran of the ECHL, Weselowski returns to Cincinnati following a brief stint as a player in 2015-16.



LOUIE CAPORUSSO

ASSISTANT COACH

Longtime Cyclone Louie Caporusso was named the organization's next Assistant Coach on Aug. 27, 2025. Caporusso joins Riley Weselowski's coaching staff after 13 seasons of professional hockey across North America and Europe. Caporusso, a veteran with over 500 professional games across six professional leagues, will rejoin the Cyclones as the team's assistant coach. The hiring marks Caporusso's official retirement from professional hockey and his first coaching position.

In his playing days, Caporusso was a four-year member of the University of Michigan, where he was an assistant captain in his senior season. Drafted by the Ottawa Senators in the third round (90th overall) of the 2007 NHL Draft, Caporusso started his professional career with the Binghamton Senators (AHL). Caporusso played for eight more teams before finishing his career with the Cincinnati Cyclones. In four seasons with Cincinnati, the Toronto, Ontario native recorded 55 goals and 111 assists (166 pts) in 171 regular-season games played.

Caporusso joins the Cyclones coaching staff having already left his mark on the organization. His 166 points rank 7th all-time in franchise history. In addition, his 111 assists are fifth-most in Cyclones history, sitting behind former teammates Justin Vaive and Jesse Schultz.



ROB COUTURIER

GOALTENDING & VIDEO COACH

Rob Couturier will join the coaching staff as the team's goaltending and video coach. Couturier will join Riley Weselowski's coaching staff for the 2025-26 season. In addition to his responsibilities as the team's goaltending coach, Couturier will also assist with the Jr. Cyclones goaltending development system this upcoming season and beyond.

Couturier, 47, joins the Cyclones after spending the last two seasons with the Kansas City Mavericks in the same role. As a member of the Mavericks coaching staff, he was a part of a staff that led Kansas City to a Brabham Cup title in 2023-24. That season, Kansas City had four goaltenders with save percentages over .904% and three goaltenders with over 15+ victories.

Prior to his time in Kansas City, Couturier was the goaltending coach at the University of Omaha-Nebraska. During his time with the Mavericks, Couturier oversaw the development of their goaltending system which included future NHL draft selections and Mike Richter Watch List candidates. Before his stint in Nebraska, Couturier was the goaltending coach at Colby College where he oversaw all of their DIII men's and women's teams.

2025-26 Regular Season Team Statistics
Cincinnati Cyclones

PLAYERS

| | # | Name | Pos | GP | G | A | PTS | +/- | PIM | PPG | PPA | SH | SHA | GW | FG | IG | OT | UA | EN | SOG | SOA | SOGW | SO% | Pt/G | PIMPG | SA | SH% |
|----|----|-----------------------|-----|----|----|----|-----|-----|-----|-----|-----|----|-----|----|----|----|----|----|----|-----|-----|------|-------|------|-------|-----|------|
| | 66 | Ben King | F | 26 | 8 | 19 | 27 | -4 | 20 | 3 | 7 | 1 | 1 | 1 | 1 | 0 | 0 | 0 | 0 | 0 | 0 | 0 | 0.0 | 1.00 | 0.77 | 62 | 12.9 |
| * | 45 | Ryan Kirwan | F | 27 | 14 | 12 | 26 | -3 | 2 | 9 | 3 | 0 | 0 | 2 | 1 | 2 | 2 | 0 | 0 | 0 | 0 | 0 | 0.0 | 0.00 | 0.07 | 116 | 12.1 |
| | 10 | Jake Johnson | D | 23 | 1 | 17 | 18 | 1 | 12 | 0 | 10 | 0 | 1 | 1 | 0 | 0 | 1 | 0 | 0 | 0 | 0 | 0 | 0.0 | 0.00 | 0.52 | 28 | 3.6 |
| * | 11 | Gunnarwolfe Fontaine | F | 27 | 6 | 11 | 17 | 1 | 4 | 0 | 3 | 0 | 0 | 2 | 1 | 1 | 1 | 0 | 0 | 0 | 0 | 0 | 0.0 | 0.00 | 0.15 | 46 | 13.0 |
| * | 18 | John Jaworski | F | 27 | 8 | 8 | 16 | 9 | 8 | 1 | 0 | 4 | 1 | 2 | 1 | 0 | 0 | 1 | 0 | 0 | 0 | 0 | 0.0 | 0.00 | 0.30 | 32 | 25.0 |
| * | 9 | Zack Trott | F | 24 | 5 | 10 | 15 | 7 | 12 | 2 | 1 | 0 | 0 | 0 | 1 | 0 | 0 | 0 | 0 | 0 | 0 | 0 | 0.0 | 0.00 | 0.50 | 36 | 13.9 |
| * | 25 | Sam Stevens | F | 15 | 3 | 11 | 14 | 3 | 20 | 0 | 7 | 0 | 0 | 0 | 1 | 0 | 0 | 1 | 0 | 0 | 0 | 0 | 0.0 | 0.00 | 1.33 | 48 | 6.3 |
| | 17 | Luke Grainger | F | 23 | 7 | 6 | 13 | -2 | 10 | 1 | 0 | 0 | 0 | 1 | 3 | 0 | 1 | 0 | 0 | 0 | 0 | 0 | 0.0 | 0.00 | 0.43 | 36 | 19.4 |
| | 24 | Lincoln Griffin | F | 27 | 6 | 7 | 13 | -10 | 8 | 0 | 0 | 0 | 0 | 0 | 1 | 0 | 0 | 0 | 1 | 0 | 0 | 0 | 0.0 | 0.00 | 0.30 | 27 | 22.2 |
| | 46 | Justin Vaive | F | 26 | 8 | 4 | 12 | -5 | 9 | 4 | 1 | 0 | 0 | 1 | 2 | 0 | 0 | 0 | 0 | 0 | 0 | 0 | 0.0 | 0.00 | 0.35 | 41 | 19.5 |
| * | 26 | Nick Rhéaume | F | 27 | 4 | 7 | 11 | 4 | 57 | 0 | 0 | 1 | 1 | 1 | 2 | 0 | 0 | 1 | 0 | 0 | 0 | 0 | 0.0 | 0.00 | 2.11 | 48 | 8.3 |
| | 33 | Elijah Vilio | D | 25 | 4 | 4 | 8 | -3 | 12 | 0 | 0 | 0 | 1 | 2 | 0 | 0 | 2 | 1 | 0 | 0 | 0 | 0 | 0.0 | 0.00 | 0.48 | 47 | 8.5 |
| * | 20 | Aaron Bohlinger | D | 26 | 2 | 5 | 7 | 3 | 6 | 0 | 2 | 0 | 0 | 1 | 0 | 1 | 0 | 0 | 0 | 0 | 0 | 0 | 0.0 | 0.00 | 0.23 | 26 | 7.7 |
| | 19 | Marko Sikic | F | 11 | 3 | 3 | 6 | 2 | 2 | 0 | 0 | 0 | 0 | 0 | 1 | 0 | 0 | 0 | 0 | 0 | 0 | 0 | 0.0 | 0.00 | 0.18 | 29 | 10.3 |
| * | 28 | Andrew Noel | D | 15 | 2 | 4 | 6 | 0 | 19 | 0 | 0 | 0 | 1 | 0 | 0 | 1 | 0 | 0 | 0 | 0 | 0 | 0 | 0.0 | 0.00 | 1.27 | 14 | 14.3 |
| | 37 | Austin Saint (total) | F | 21 | 2 | 4 | 6 | 1 | 7 | 0 | 2 | 0 | 0 | 0 | 1 | 0 | 0 | 0 | 0 | 0 | 0 | 0 | 0.0 | 0.00 | 0.33 | 30 | 6.7 |
| | | GVL | F | 20 | 2 | 4 | 6 | 1 | 7 | 0 | 2 | 0 | 0 | 0 | 1 | 0 | 0 | 0 | 0 | 0 | 0 | 0 | 0.000 | 0.00 | 0.00 | 29 | 6.9 |
| | | CIN | F | 1 | 0 | 0 | 0 | 0 | 0 | 0 | 0 | 0 | 0 | 0 | 0 | 0 | 0 | 0 | 0 | 0 | 0 | 0 | 0.000 | 0.00 | 0.00 | 1 | 0.0 |
| | 27 | Jordan Kaplan (total) | F | 16 | 1 | 5 | 6 | 2 | 2 | 0 | 0 | 0 | 0 | 0 | 1 | 0 | 0 | 0 | 0 | 0 | 1 | 0 | 0.0 | 0.00 | 0.13 | 14 | 7.1 |
| | | WHL | F | 16 | 1 | 5 | 6 | 2 | 2 | 0 | 0 | 0 | 0 | 0 | 1 | 0 | 0 | 0 | 0 | 0 | 1 | 0 | 0.000 | 0.00 | 0.00 | 14 | 7.1 |
| X | 63 | Braeden Kressler | F | 7 | 1 | 4 | 5 | -2 | 6 | 0 | 3 | 0 | 0 | 0 | 0 | 0 | 0 | 0 | 0 | 0 | 0 | 0 | 0.0 | 0.00 | 0.86 | 8 | 12.5 |
| | 5 | Ryan McCleary | D | 25 | 1 | 4 | 5 | -2 | 10 | 0 | 0 | 0 | 0 | 0 | 0 | 0 | 0 | 0 | 0 | 0 | 0 | 0 | 0.0 | 0.00 | 0.40 | 18 | 5.6 |
| | 3 | Rhett Parsons | D | 16 | 1 | 3 | 4 | 1 | 10 | 0 | 0 | 0 | 1 | 0 | 0 | 0 | 0 | 0 | 0 | 0 | 0 | 0 | 0.0 | 0.00 | 0.63 | 21 | 4.8 |
| X | 27 | Remy Parker | F | 16 | 2 | 0 | 2 | -4 | 2 | 0 | 0 | 0 | 0 | 0 | 1 | 0 | 0 | 0 | 0 | 0 | 0 | 0 | 0.0 | 0.00 | 0.13 | 26 | 7.7 |
| | 31 | Kyle McClellan | G | 9 | 0 | 2 | 2 | 0 | 0 | 0 | 1 | 0 | 0 | 0 | 0 | 0 | 0 | 0 | 0 | 0 | 0 | 0 | 0.0 | 0.00 | 0.00 | 0 | 0.0 |
| * | 12 | Nick Carabin | D | 13 | 0 | 2 | 2 | -5 | 4 | 0 | 0 | 0 | 0 | 0 | 0 | 0 | 0 | 0 | 0 | 0 | 0 | 0 | 0.0 | 0.00 | 0.31 | 13 | 0.0 |
| * | 16 | Spencer Cox (total) | D | 4 | 1 | 0 | 1 | 0 | 6 | 0 | 0 | 0 | 0 | 0 | 1 | 0 | 0 | 0 | 0 | 0 | 0 | 0 | 0.0 | 0.00 | 1.50 | 6 | 16.7 |
| | | CIN | D | 4 | 1 | 0 | 1 | 0 | 6 | 0 | 0 | 0 | 0 | 0 | 1 | 0 | 0 | 0 | 0 | 0 | 0 | 0 | 0.000 | 0.00 | 1.00 | 6 | 16.7 |
| *X | 23 | Owen Cole | F | 19 | 1 | 0 | 1 | -8 | 0 | 0 | 0 | 0 | 0 | 0 | 0 | 0 | 0 | 0 | 0 | 0 | 0 | 0 | 0.0 | 0.00 | 0.00 | 16 | 6.3 |
| X | 16 | Adam Robbins | F | 4 | 0 | 1 | 1 | 1 | 0 | 0 | 1 | 0 | 0 | 0 | 0 | 0 | 0 | 0 | 0 | 0 | 0 | 0 | 0.0 | 0.00 | 0.00 | 5 | 0.0 |
| * | 30 | Tommy Scarfone | G | 8 | 0 | 1 | 1 | 0 | 0 | 0 | 0 | 0 | 1 | 0 | 0 | 0 | 0 | 0 | 0 | 0 | 0 | 0 | 0.0 | 0.00 | 0.00 | 0 | 0.0 |
| X | 35 | Ken Appleby | G | 12 | 0 | 1 | 1 | 0 | 0 | 0 | 0 | 0 | 0 | 0 | 0 | 0 | 0 | 0 | 0 | 0 | 0 | 0 | 0.0 | 0.00 | 0.00 | 0 | 0.0 |
| | 62 | Justin Portillo | F | 16 | 0 | 1 | 1 | -5 | 30 | 0 | 0 | 0 | 0 | 0 | 0 | 0 | 0 | 0 | 0 | 0 | 0 | 0 | 0.0 | 0.00 | 1.88 | 5 | 0.0 |
| | 74 | Cole Fraser (total) | D | 21 | 0 | 1 | 1 | -14 | 76 | 0 | 0 | 0 | 0 | 0 | 0 | 0 | 0 | 0 | 0 | 0 | 0 | 0 | 0.0 | 0.00 | 3.62 | 30 | 0.0 |
| | | WOR | D | 6 | 0 | 0 | 0 | -5 | 32 | 0 | 0 | 0 | 0 | 0 | 0 | 0 | 0 | 0 | 0 | 0 | 0 | 0 | 0.000 | 0.00 | 5.00 | 9 | 0.0 |
| | | CIN | D | 15 | 0 | 1 | 1 | -9 | 44 | 0 | 0 | 0 | 0 | 0 | 0 | 0 | 0 | 0 | 0 | 0 | 0 | 0 | 0.000 | 0.00 | 2.00 | 21 | 0.0 |

Goalies

| | # | Name | GP | Mins | GA | SO | GAA | W | L | OTL | SOL | SA | SVS | SV% |
|---|----|----------------|----|------|----|----|------|----|----|-----|-----|-----|-----|-------|
| X | 35 | Ken Appleby | 12 | 678 | 34 | 0 | 3.01 | 7 | 4 | 0 | 0 | 339 | 305 | 0.900 |
| | 31 | Kyle McClellan | 9 | 484 | 35 | 0 | 4.34 | 3 | 4 | 1 | 0 | 245 | 210 | 0.857 |
| * | 30 | Tommy Scarfone | 8 | 471 | 23 | 0 | 2.93 | 4 | 2 | 2 | 0 | 242 | 219 | 0.905 |
| | | Empty Net | 12 | 2 | | | | | | | | 2 | | |
| | | Totals | 27 | 1645 | 94 | 0 | 3.43 | 14 | 10 | 3 | 0 | 828 | 734 | 0.886 |

* indicates rookie
X indicates inactive

Cincinnati Cyclones 2025-26 Regular Season Game Schedule

| Date | Opponent | Result | Record | Score | GWG | Goaltender | Opposing Goaltender |
|---------|----------------|-------------|-----------|--------|----------------------|-------------------------------|---------------------------------|
| Oct. 18 | Wheeling | L | 0-1-0-0 | 3-5 | | Ken Appleby (5 GA, 33 SVS) | Maxim Pavlenko (3 GA, 27 SVS) |
| Oct. 24 | Fort Wayne | W | 1-1-0-0 | 3-1 | Justin Vaive | Ken Appleby (1 GA, 35 SVS) | Nathaniel Day (3 GA, 11 SVS) |
| Oct. 25 | at Indy | W | 2-1-0-0 | 5-4 OT | Elijah Vilio | Kyle McClellan (4 GA, 27 SVS) | Owen Flores (5 GA, 23 SVS) |
| Oct. 30 | Indy | L | 2-2-0-0 | 1-2 | | Ken Appleby (2 GA, 25 SVS) | Owen Flores (1 GA, 25 SVS) |
| Nov. 01 | Bloomington | W | 3-2-0-0 | 5-4 OT | Gunnarwolfe Fontaine | Ken Appleby (4 GA, 26 SVS) | Hugo Ollas (5 GA, 30 SVS) |
| Nov. 07 | Iowa | W | 4-2-0-0 | 9-2 | John Jaworski | Ken Appleby (2 GA, 22 SVS) | William Rousseau (9 GA, 25 SVS) |
| Nov. 08 | Iowa | L | 4-3-0-0 | 2-8 | | Kyle McClellan (7 GA, 14 SVS) | Riley Mercer (2 GA, 23 SVS) |
| Nov. 12 | at Toledo | L | 4-4-0-0 | 2-3 | | Ken Appleby (3 GA, 14 SVS) | Nolan Lalonde (2 GA, 29 SVS) |
| Nov. 14 | Toledo | L | 4-5-0-0 | 2-5 | | Kyle McClellan (4 GA, 32 SVS) | Liam Soulière (2 GA, 20 SVS) |
| Nov. 15 | at Kalamazoo | W | 5-5-0-0 | 5-4 | Nick Rhéaume | Ken Appleby (4 GA, 26 SVS) | Jonathan Lemieux (5 GA, 28 SVS) |
| Nov. 16 | at Kalamazoo | W | 6-5-0-0 | 4-1 | Gunnarwolfe Fontaine | Kyle McClellan (1 GA, 31 SVS) | Jonathan Lemieux (3 GA, 26 SVS) |
| Nov. 18 | Toledo | W | 7-5-0-0 | 5-4 OT | Luke Grainger | Ken Appleby (4 GA, 28 SVS) | Nolan Lalonde (5 GA, 16 SVS) |
| Nov. 21 | at Iowa | W | 8-5-0-0 | 2-1 | Ben King | Kyle McClellan (1 GA, 19 SVS) | William Rousseau (2 GA, 24 SVS) |
| Nov. 23 | at Iowa | L | 8-6-0-0 | 3-6 | | Ken Appleby (5 GA, 23 SVS) | William Rousseau (0 GA, 30 SVS) |
| Nov. 26 | Toledo | OTL | 8-6-1-0 | 2-3 OT | | Kyle McClellan (3 GA, 41 SVS) | Carter Gylander (2 GA, 26 SVS) |
| Nov. 28 | at Kalamazoo | W | 9-6-1-0 | 3-2 OT | Jake Johnson | Ken Appleby (2 GA, 39 SVS) | Jonathan Lemieux (3 GA, 30 SVS) |
| Nov. 29 | at Wheeling | L | 9-7-1-0 | 3-8 | | Kyle McClellan (8 GA, 18 SVS) | Jake Smith (3 GA, 26 SVS) |
| Nov. 30 | at Wheeling | W | 10-7-1-0 | 2-1 OT | Elijah Vilio | Ken Appleby (1 GA, 29 SVS) | Jake Smith (2 GA, 32 SVS) |
| Dec. 05 | at Indy | L | 10-8-1-0 | 2-7 | | Kyle McClellan (7 GA, 22 SVS) | Mitchell Weeks (2 GA, 19 SVS) |
| Dec. 06 | at Indy | W | 11-8-1-0 | 7-1 | Aaron Bohlinger | Tommy Scarfone (1 GA, 24 SVS) | Owen Flores (7 GA, 17 SVS) |
| Dec. 07 | at Fort Wayne | L | 11-9-1-0 | 1-4 | | Tommy Scarfone (4 GA, 35 SVS) | Nathaniel Day (1 GA, 24 SVS) |
| Dec. 12 | Kalamazoo | OTL | 11-9-2-0 | 2-3 OT | | Tommy Scarfone (3 GA, 22 SVS) | Ty Young (2 GA, 33 SVS) |
| Dec. 13 | at Indy | W | 12-9-2-0 | 4-1 | John Jaworski | Tommy Scarfone (1 GA, 24 SVS) | Mitchell Weeks (4 GA, 21 SVS) |
| Dec. 17 | at Greenville | OTL | 12-9-3-0 | 3-4 OT | | Tommy Scarfone (4 GA, 32 SVS) | Pierce Charleson (3 GA, 25 SVS) |
| Dec. 20 | at Fort Wayne | W | 13-9-3-0 | 4-3 OT | Ryan Kirwan | Tommy Scarfone (3 GA, 30 SVS) | Nathaniel Day (4 GA, 32 SVS) |
| Dec. 26 | Kalamazoo | 7:35 pm EST | | | | | |
| Dec. 27 | Kalamazoo | 7:35 pm EST | | | | | |
| Dec. 28 | at Wheeling | 4:10 pm EST | | | | | |
| Dec. 31 | Indy | W | 14-9-3-0 | 4-3 OT | Ryan Kirwan | Tommy Scarfone (3 GA, 33 SVS) | Mitchell Weeks (4 GA, 27 SVS) |
| Jan. 02 | Toledo | L | 14-10-3-0 | 0-4 | | Tommy Scarfone (4 GA, 19 SVS) | Carter Gylander (0 GA, 29 SVS) |
| Jan. 03 | Toledo | 4:05 pm EST | | | | | |
| Jan. 09 | at Fort Wayne | 7:35 pm EST | | | | | |
| Jan. 10 | at Bloomington | 7:00 pm CST | | | | | |
| Jan. 16 | Rapid City | 7:35 pm EST | | | | | |
| Jan. 17 | Rapid City | 4:05 pm EST | | | | | |
| Jan. 19 | Kalamazoo | 1:35 pm EST | | | | | |
| Jan. 23 | at Bloomington | 7:00 pm CST | | | | | |
| Jan. 24 | Fort Wayne | 4:05 pm EST | | | | | |
| Jan. 25 | at Toledo | 5:15 pm EST | | | | | |
| Jan. 30 | Fort Wayne | 7:35 pm EST | | | | | |
| Jan. 31 | Bloomington | 4:05 pm EST | | | | | |
| Feb. 01 | Toledo | 3:05 pm EST | | | | | |
| Feb. 04 | at Kalamazoo | 7:00 pm EST | | | | | |
| Feb. 06 | at Toledo | 7:15 pm EST | | | | | |
| Feb. 07 | at Wheeling | 7:10 pm EST | | | | | |
| Feb. 13 | Toledo | 7:35 pm EST | | | | | |
| Feb. 14 | at Toledo | 7:15 pm EST | | | | | |
| Feb. 15 | Indy | 3:05 pm EST | | | | | |
| Feb. 18 | Kalamazoo | 7:35 pm EST | | | | | |
| Feb. 20 | at Iowa | 7:00 pm CST | | | | | |
| Feb. 21 | at Iowa | 6:00 pm CST | | | | | |
| Feb. 25 | Toledo | 7:35 pm EST | | | | | |
| Feb. 27 | at Fort Wayne | 7:35 pm EST | | | | | |
| Feb. 28 | Kalamazoo | 7:35 pm EST | | | | | |
| Mar. 01 | Kalamazoo | 3:05 pm EST | | | | | |
| Mar. 06 | at Toledo | 7:15 pm EST | | | | | |
| Mar. 07 | Utah | 7:35 pm EST | | | | | |
| Mar. 08 | Utah | 3:05 pm EST | | | | | |
| Mar. 13 | Iowa | 7:35 pm EST | | | | | |
| Mar. 14 | Iowa | 4:05 pm EST | | | | | |
| Mar. 18 | Bloomington | 7:35 pm EST | | | | | |
| Mar. 20 | Fort Wayne | 7:35 pm EST | | | | | |
| Mar. 21 | Fort Wayne | 7:35 pm EST | | | | | |
| Mar. 27 | at Iowa | 7:00 pm CST | | | | | |
| Mar. 28 | at Iowa | 6:00 pm CST | | | | | |
| Mar. 29 | at Iowa | 3:00 pm CST | | | | | |
| Apr. 01 | at Tahoe | 7:00 pm PST | | | | | |
| Apr. 03 | at Tahoe | 7:00 pm PST | | | | | |
| Apr. 04 | at Tahoe | 7:00 pm PST | | | | | |

| | | |
|---------|--------------|-------------|
| Apr. 10 | at Toledo | 7:15 pm EST |
| Apr. 11 | Toledo | 4:05 pm EST |
| Apr. 12 | at Kalamazoo | 3:00 pm EST |

* Overtime Game
** Shootout Game

Cincinnati Cyclones Player Game By Game (1/3)

Player Game by Game Report

| Date | Opp. | 3 Parsons | 5 McCleary | 9 Trott | 10 Johnson | 11 Fontaine | 12 Carabin | 16 Cox | 16 Robbins | 17 Grainger | 18 Jaworski | 19 Sikic |
|---------|---------------|-----------|------------|----------|------------|-------------|------------|----------|------------|-------------|-------------|----------|
| Oct. 18 | Wheeling | 0 1 3 0 | 0 1 0 -1 | - | 0 1 0 -1 | 0 0 0 -2 | - | - | - | 1 0 2 -1 | 0 0 1 0 | - |
| Oct. 24 | Fort Wayne | 0 0 0 1 | 0 0 0 1 | 0 0 0 1 | 0 1 1 -1 | 0 1 0 1 | - | - | - | 0 1 1 1 | 0 0 2 -1 | 1 0 2 1 |
| Oct. 25 | at Indy | 0 0 0 1 | 0 0 3 -1 | 0 1 2 0 | 0 0 1 0 | 0 1 2 0 | - | - | - | 1 1 2 1 | 1 1 2 1 | 0 1 0 0 |
| Oct. 30 | Indy | 0 0 1 0 | 0 0 1 -2 | 0 0 1 0 | 0 1 1 1 | 0 0 3 0 | 0 0 3 -1 | - | - | 0 0 2 1 | 1 0 1 1 | 0 0 5 -1 |
| Nov. 01 | Bloomington | 0 0 3 -1 | 0 0 2 1 | - | 0 2 0 -1 | 1 0 2 -1 | 0 0 2 -2 | - | - | 0 0 2 0 | 0 1 0 1 | 1 1 4 0 |
| Nov. 07 | Iowa | 0 0 1 4 | 0 0 1 1 | 0 1 1 2 | 0 1 3 3 | 1 0 5 2 | - | - | 0 1 1 1 | 1 1 1 2 | 2 0 4 2 | 0 1 1 1 |
| Nov. 08 | Iowa | 0 0 1 -2 | 0 1 0 0 | - | 0 1 1 -1 | 0 1 1 0 | 0 1 1 -1 | - | 0 0 0 -1 | 0 0 2 0 | 0 0 0 -1 | 0 0 3 0 |
| Nov. 12 | at Toledo | 0 0 0 0 | 0 0 1 0 | 0 0 0 0 | 0 0 1 1 | 0 1 2 1 | - | - | 0 0 2 0 | 0 0 2 -1 | 0 0 0 0 | - |
| Nov. 14 | Toledo | 0 0 1 0 | 1 0 1 0 | 0 0 1 -2 | 0 1 4 -2 | 0 0 1 0 | - | - | 0 0 2 1 | 0 0 3 -1 | 0 0 2 -2 | - |
| Nov. 15 | at Kalamazoo | 1 1 1 1 | 0 0 1 1 | 0 1 4 1 | 0 1 2 -1 | 0 1 1 -1 | 0 0 1 -1 | - | - | 0 0 1 -2 | 0 0 0 2 | - |
| Nov. 16 | at Kalamazoo | 0 0 2 -1 | 0 0 1 0 | 0 0 1 0 | 0 1 1 3 | 1 0 5 1 | - | - | - | 0 1 0 0 | 0 0 1 0 | - |
| Nov. 18 | Toledo | 0 0 2 0 | 0 0 0 0 | 0 2 1 2 | 0 3 1 0 | 0 2 0 0 | - | - | - | 1 0 2 0 | 1 0 2 1 | - |
| Nov. 21 | at Iowa | 0 0 0 0 | 0 0 0 0 | 0 1 0 1 | 0 0 1 0 | 0 0 1 -1 | - | - | - | 0 0 0 -1 | 0 0 0 0 | 0 0 0 0 |
| Nov. 23 | at Iowa | 0 0 3 -1 | 0 1 0 0 | 0 1 0 1 | 0 0 1 0 | 0 1 3 -1 | - | - | - | 1 0 4 -1 | 0 0 3 0 | - |
| Nov. 26 | Toledo | - | 0 0 0 1 | 2 0 4 1 | 0 0 2 0 | 0 1 2 0 | - | - | - | 0 0 1 0 | 0 1 1 0 | - |
| Nov. 28 | at Kalamazoo | - | 0 0 1 0 | 0 1 4 1 | 1 0 1 1 | 0 1 2 1 | 0 0 0 0 | - | - | 0 0 3 -1 | 0 1 1 1 | - |
| Nov. 29 | at Wheeling | - | 0 0 2 0 | 0 0 0 -2 | 0 1 0 -1 | 1 0 2 0 | - | - | - | 0 0 0 -1 | 0 0 0 -1 | - |
| Nov. 30 | at Wheeling | - | 0 0 0 0 | 0 0 3 0 | 0 1 2 0 | 0 0 1 -1 | 0 0 1 -1 | - | - | 0 0 1 -1 | 0 0 2 0 | - |
| Dec. 05 | at Indy | - | 0 0 0 -3 | 0 0 1 0 | - | 0 0 1 1 | 0 0 1 0 | - | - | 0 0 2 1 | 0 0 1 -1 | - |
| Dec. 06 | at Indy | - | 0 0 0 1 | 2 0 4 3 | - | 1 0 2 2 | 0 1 0 3 | - | - | 1 2 3 3 | 0 2 1 3 | - |
| Dec. 07 | at Fort Wayne | - | 0 0 0 -1 | 0 1 0 1 | - | 0 0 1 0 | 0 0 1 -1 | - | - | 1 0 1 0 | 0 0 1 0 | - |
| Dec. 12 | Kalamazoo | - | - | 0 1 1 0 | 0 1 2 -1 | 0 0 1 -1 | 0 0 1 0 | 1 0 4 1 | - | - | 0 1 0 1 | - |
| Dec. 13 | at Indy | - | - | 1 0 5 0 | 0 0 0 1 | 0 1 2 0 | 0 0 1 0 | 0 0 1 0 | - | - | 2 0 2 1 | - |
| Dec. 17 | at Greenville | - | 0 1 2 1 | 0 0 1 -1 | 0 0 1 0 | 0 0 1 -1 | 0 0 1 0 | - | - | - | 0 1 1 2 | 1 0 4 1 |
| Dec. 20 | at Fort Wayne | - | 0 0 1 0 | 0 0 1 1 | - | 0 0 0 2 | 0 0 0 -1 | 0 0 1 -1 | - | - | 0 0 1 -1 | 0 0 2 0 |
| Dec. 31 | Indy | 0 1 1 0 | 0 0 0 0 | 0 0 0 -1 | 0 1 1 1 | 1 0 4 1 | - | 0 0 0 0 | - | 0 0 1 0 | 1 0 2 0 | 0 0 3 0 |
| Jan. 02 | Toledo | 0 0 2 -1 | 0 0 1 -1 | 0 0 1 -2 | 0 0 1 -1 | 0 0 1 -2 | - | - | - | 0 0 0 -1 | 0 0 1 0 | 0 0 5 0 |

Player Stats (G, A, Shots, -/-) Goalie Stats (GA, SVS, Decision)

Cincinnati Cyclones Player Game By Game (2/3)

Player Game by Game Report

| Date | Opp. | 20 Bohlinger | 24 Griffin | 25 Stevens | 26 Rhéaume | 27 Kaplan | 28 Noel | 33 Vilio | 37 Saint | 45 Kirwan | 46 Vaive | 62 Portillo |
|-----------------------|------|--------------|------------|------------|------------|-----------|----------|----------|----------|-----------|----------|-------------|
| Oct. 18 Wheeling | | 0 0 1 -1 | 0 0 0 -1 | - | 0 0 4 -2 | - | 0 0 0 -1 | 0 0 4 -2 | - | 0 1 8 0 | 2 0 3 0 | 0 0 0 1 |
| Oct. 24 Fort Wayne | | 0 0 0 -1 | 0 0 2 -1 | - | 0 0 0 0 | - | 1 0 2 1 | 0 0 0 1 | - | 0 0 1 1 | 1 0 2 0 | 0 0 0 0 |
| Oct. 25 at Indy | | 0 0 1 0 | 0 1 1 1 | - | 0 0 2 0 | - | 0 0 0 1 | 1 0 3 0 | - | 1 0 4 -1 | 0 0 2 0 | 0 0 0 0 |
| Oct. 30 Indy | | 0 0 0 0 | 0 0 1 -1 | - | 0 0 1 1 | - | - | 0 0 2 -1 | - | 0 0 2 -2 | 0 0 0 0 | 0 0 0 0 |
| Nov. 01 Bloomington | | 0 0 2 -1 | 0 1 1 0 | - | 1 1 3 1 | - | 0 1 0 0 | - | - | 2 0 7 0 | 0 1 1 0 | - |
| Nov. 07 Iowa | | 0 0 0 4 | 0 2 0 3 | - | 1 0 2 2 | - | - | 1 1 2 2 | - | 2 2 4 2 | 0 1 1 1 | - |
| Nov. 08 Iowa | | - | 1 0 1 -1 | - | 0 0 0 -1 | - | - | 0 0 4 -1 | - | 0 0 4 0 | 0 0 1 -1 | 0 0 0 -1 |
| Nov. 12 at Toledo | | 0 0 2 0 | 0 0 1 -1 | - | 0 0 1 0 | - | - | 0 0 2 0 | - | 0 1 7 0 | 0 1 3 1 | - |
| Nov. 14 Toledo | | 0 0 1 -1 | 0 0 0 -1 | - | 0 1 1 1 | - | - | 0 0 2 0 | - | 0 1 0 -1 | 1 0 2 -2 | 0 0 0 0 |
| Nov. 15 at Kalamazoo | | 0 0 1 -1 | 0 0 1 -1 | 0 1 4 0 | 1 1 3 1 | - | - | 0 0 2 -1 | - | 1 0 4 -1 | 1 0 1 -1 | - |
| Nov. 16 at Kalamazoo | | 1 0 2 2 | 1 2 1 3 | 1 0 5 2 | 0 0 1 0 | - | - | 0 0 3 0 | - | 0 1 3 2 | 0 0 1 0 | - |
| Nov. 18 Toledo | | 0 0 0 1 | 2 0 2 1 | 0 1 2 -1 | 0 0 0 1 | - | - | 0 1 2 1 | - | 1 0 5 -1 | 0 0 0 0 | - |
| Nov. 21 at Iowa | | 0 0 1 0 | 0 0 0 0 | 0 1 3 0 | 0 0 1 0 | - | 0 0 3 0 | 0 0 2 0 | - | 0 1 6 0 | 1 0 1 1 | - |
| Nov. 23 at Iowa | | 0 0 2 -1 | 1 0 2 -2 | 0 0 5 -1 | 0 1 3 0 | - | - | 0 0 1 -1 | - | 0 0 3 -2 | 0 0 5 -1 | - |
| Nov. 26 Toledo | | 0 0 0 0 | 0 0 1 -1 | 0 1 1 0 | 0 1 2 0 | - | 0 0 2 -1 | 0 0 2 0 | - | 0 0 1 -1 | 0 0 5 0 | - |
| Nov. 28 at Kalamazoo | | 0 0 2 0 | 0 0 2 0 | - | 0 0 3 1 | - | 1 0 1 1 | 0 0 0 0 | - | 0 1 5 1 | 0 0 1 -1 | - |
| Nov. 29 at Wheeling | | 0 0 0 -1 | 0 1 1 0 | - | 0 0 2 -1 | - | 0 0 2 -3 | 0 1 4 1 | - | 1 0 6 -1 | 0 0 2 -1 | 0 0 1 -1 |
| Nov. 30 at Wheeling | | 0 0 1 0 | 0 0 2 0 | - | 0 0 1 -1 | - | - | 1 0 2 1 | - | 1 0 1 0 1 | 0 0 1 0 | 0 0 0 0 |
| Dec. 05 at Indy | | 0 1 0 0 | 0 0 2 -1 | 1 0 2 0 | 0 0 1 -1 | - | 0 1 0 1 | 0 0 0 -2 | - | 1 0 2 -1 | 0 0 1 -1 | 0 0 0 -2 |
| Dec. 06 at Indy | | 1 1 1 4 | 1 0 1 1 | 0 3 1 3 | 0 1 1 3 | - | 0 1 1 2 | 0 0 2 0 | - | 1 0 2 0 | 0 0 0 -1 | 0 0 0 -1 |
| Dec. 07 at Fort Wayne | | 0 0 2 -1 | 0 0 1 -3 | 0 0 4 0 | 0 0 2 0 | - | 0 0 0 0 | - | - | 0 0 5 -2 | - | 0 0 2 0 |
| Dec. 12 Kalamazoo | | 0 0 1 0 | 0 0 0 0 | 0 0 4 -1 | 0 0 2 0 | - | 0 0 0 -1 | 0 0 1 -1 | - | 0 1 7 0 | 0 0 3 0 | 0 0 0 0 |
| Dec. 13 at Indy | | 0 1 0 1 | 0 0 0 1 | 0 2 0 0 | 0 0 2 1 | - | 0 1 0 1 | 0 1 2 1 | - | 1 0 5 1 | 0 0 1 0 | 0 0 0 0 |
| Dec. 17 at Greenville | | 0 0 2 -1 | 0 0 1 -2 | 0 0 3 -1 | 1 1 3 1 | - | 0 0 1 0 | 0 0 1 -1 | - | 0 0 2 -1 | 0 1 0 0 | 0 1 0 0 |
| Dec. 20 at Fort Wayne | | 0 2 4 2 | 0 0 1 -1 | 1 1 6 2 | 0 0 6 -2 | - | 0 0 2 -1 | 1 0 3 1 | - | 1 1 2 3 | 1 0 2 0 | 0 0 0 -1 |
| Dec. 31 Indy | | 0 0 0 -1 | 0 0 1 -1 | 0 1 5 0 | 0 0 0 -1 | - | - | 0 0 0 -1 | - | 1 2 6 1 | 1 0 2 1 | 0 0 2 0 |
| Jan. 02 Toledo | | 0 0 0 -1 | 0 0 1 -2 | 0 0 3 0 | 0 0 1 0 | - | - | 0 0 1 0 | 0 0 1 0 | 0 0 5 -1 | 0 0 0 0 | - |

Player Stats (G, A, Shots, -/-) Goalie Stats (GA, SVS, Decision)

Cincinnati Cyclones Player Game By Game (3/3)

Player Game by Game Report

| Date | Opp. | 63 Kressler | 66 King | 74 Fraser | 30 Scarfone | 31 McClellan | 35 Appleby |
|---------|---------------|-------------|----------|-----------|-------------|--------------|------------|
| Oct. 18 | Wheeling | 0 1 3 -1 | 0 1 0 -1 | - | - | | 5 33 L |
| Oct. 24 | Fort Wayne | 0 2 1 1 | 0 0 0 -1 | - | - | | 1 35 W |
| Oct. 25 | at Indy | 0 1 2 -1 | 1 0 1 1 | - | - | 4 27 W | |
| Oct. 30 | Indy | 0 0 0 -1 | 0 1 2 0 | - | - | | 2 25 L |
| Nov. 01 | Bloomington | 0 0 1 -1 | 0 1 4 -1 | - | - | | 4 26 W |
| Nov. 07 | Iowa | - | 0 1 4 1 | 0 0 2 0 | - | | 2 22 W |
| Nov. 08 | Iowa | - | 1 0 3 -1 | 0 0 3 -1 | - | 7 14 L | 1 5 |
| Nov. 12 | at Toledo | 1 0 1 2 | 1 1 3 2 | 0 0 0 0 | - | | 3 14 L |
| Nov. 14 | Toledo | 0 0 0 -1 | - | 0 0 1 0 | - | 4 32 L | - |
| Nov. 15 | at Kalamazoo | - | 1 3 1 0 | - | - | | 4 26 W |
| Nov. 16 | at Kalamazoo | - | 0 0 0 -1 | 0 1 2 1 | - | 1 31 W | |
| Nov. 18 | Toledo | - | 0 0 0 -1 | 0 0 0 -1 | - | | 4 28 W |
| Nov. 21 | at Iowa | - | 1 0 6 -1 | - | - | 1 19 W | |
| Nov. 23 | at Iowa | - | 1 0 3 -1 | 0 0 0 0 | - | | 5 23 L |
| Nov. 26 | Toledo | - | 0 0 1 -1 | 0 0 1 -2 | - | 3 41 OTL | |
| Nov. 28 | at Kalamazoo | - | 0 1 4 1 | 0 0 0 1 | - | | 2 39 W |
| Nov. 29 | at Wheeling | - | 1 2 4 0 | 0 0 2 -2 | - | 8 18 L | |
| Nov. 30 | at Wheeling | - | 0 2 1 1 | 0 0 0 -1 | - | | 1 29 W |
| Dec. 05 | at Indy | - | 0 0 3 -1 | 0 0 3 -2 | - | 7 22 L | - |
| Dec. 06 | at Indy | - | 0 1 0 0 | 0 0 3 0 | 1 24 W | | - |
| Dec. 07 | at Fort Wayne | - | 0 0 3 -2 | 0 0 2 -1 | 4 35 L | | - |
| Dec. 12 | Kalamazoo | - | 1 0 3 0 | - | 3 22 OTL | - | - |
| Dec. 13 | at Indy | - | 0 1 4 1 | - | 1 24 W | - | - |
| Dec. 17 | at Greenville | - | 0 0 2 -1 | - | 4 32 OTL | - | - |
| Dec. 20 | at Fort Wayne | - | 0 2 4 3 | - | 3 30 W | | - |
| Dec. 31 | Indy | - | 0 2 3 1 | - | 3 33 W | | - |
| Jan. 02 | Toledo | - | 0 0 3 -2 | 0 0 2 -1 | 4 19 L | 0 6 | - |

Player Stats (G, A, Shots, -/-) Goalie Stats (GA, SVS, Decision)

Cincinnati Cyclones Roster Bios

#3: Rhett Parsons (D)6-3, 214 lbs. / 2003-08-10 - Birthtown: Cremona, AB

Last Goal: Nov 15, 2025 vs KAL
Last Assist: Dec 31, 2025 vs IND
Career Shootouts: 0/0 (0.0%)

| | GP | G | A | PTS | +/- | PIM |
|-----------------------|----|---|---|-----|-----|-----|
| Regular Season | 16 | 1 | 3 | 4 | 1 | 10 |
| Regular Season Career | 78 | 1 | 8 | 9 | -16 | 126 |

Biography

- Contract Status: In second year of two-year, two-way AHL contract until 2025-26, assigned to the Cincinnati Cyclones by the Toronto Marlies on Oct. 6, 2025.
- Parsons signed a two-way AHL deal in 2024-25 with the Toronto Marlies after four seasons with the Medicine Hat Tigers (WHL).
- In his rookie season, Parsons appeared in 62 games (0G, 6A, 6PTS) and recorded a team-high 116 PIM. Additionally, Parsons led the Cyclones in fights (7) in 2025-26.
- At the junior level, Parsons was an assistant captain in his final season with Medicine Hat (Four seasons, 219GP, 17G, 35A, 52PTS, 334 PIM, -6 +/-).
- Parsons recorded his first professional point on Nov. 16, 2024 with a primary assist on Lincoln Griffin's goal (3) @ Bloomington.

#5: Ryan McCleary (D)6-3, 190 lbs. / 2003-09-09 - Birthtown: Swift Current, SK

Last Goal: Nov 14, 2025 vs TOL
Last Assist: Dec 17, 2025 vs GVL
Career Shootouts: 0/0 (0.0%)

| | GP | G | A | PTS | +/- | PIM |
|-----------------------|----|---|----|-----|-----|-----|
| Regular Season | 25 | 1 | 4 | 5 | -2 | 10 |
| Regular Season Career | 94 | 6 | 11 | 17 | -12 | 54 |

Biography

- Contract Status: In first year of one-year, two-way AHL contract until 2025-26, assigned to the Cincinnati Cyclones by the Toronto Marlies on Oct. 6, 2025.
- McCleary signed a two-way AHL deal in 2024-25 with the Toronto Marlies after a season with the Swift Current Broncos (WHL), three seasons with Portland Winterhawks (WHL), and a season with the Yorkton Terriers (SJHL).
- In his rookie season, McCleary appeared in 69 games (5G, 7A, 12PTS) and tied for second on the team for games played.
- At the junior level, McCleary's 11 goals in the 2023-24 season were the most by a Swift Current Broncos defenseman since the 2017-18 season. He finished second on the team in points for defensemen, and posted a career high in both points (36) and assists (25). (Five seasons, 206GP, 32G, 72A, 104PTS, 152 PIM, 52 +/-).
- McCleary recorded his first professional point in the 2024-25 season opener on Oct. 19, 2024 with a goal @ Kalamazoo.

#9: Zack Trott (F)5-10, 183 lbs. / 2000-05-10 - Birthtown: Honeywood, ON

Last Goal: Dec 13, 2025 vs IND
Last Assist: Dec 12, 2025 vs KAL
Career Shootouts: 0/0 (0.0%)

| | GP | G | A | PTS | +/- | PIM |
|-----------------------|----|---|----|-----|-----|-----|
| Regular Season | 24 | 5 | 10 | 15 | 7 | 12 |
| Regular Season Career | 42 | 8 | 19 | 27 | 10 | 14 |

Biography

- Contract Status: On an SPC, was traded to the Cyclones from the Kansas City Mavericks on Oct. 15, 2025.
- After starting his professional career in Kansas City, he recorded three goals and nine assists (12 points) with Kansas City.
- He signed with the Mavericks after finishing his collegiate career with St. Xavier Francis University (USports). In four seasons, Trott recorded 34 goals, 67 assists (101 points) in 106 games played.
- In 2024-25, Trott was a second team USports All-Star.

#10: Jake Johnson (D)6-0, 185 lbs. / 1998-08-13 - Birthtown: Bloomington, MN

Last Goal: Nov 28, 2025 vs KAL
Last Assist: Dec 31, 2025 vs IND
Career Shootouts: 0/0 (0.0%)

| | GP | G | A | PTS | +/- | PIM |
|-----------------------|-----|----|----|-----|-----|-----|
| Regular Season | 23 | 1 | 17 | 18 | 1 | 12 |
| Regular Season Career | 130 | 10 | 50 | 60 | 19 | 69 |

Biography

- Contract Status: Signed to an ECHL contract with Idaho after being acquired in a deal that satisfied a future considerations deal on June 20, 2025 with the Tahoe Knight Monsters. Acquired via trade for the rights to Chris Doderer on Sept. 15, 2025. **Third year pro.**
- Last season with Tahoe (61GP, 4G, 17A, 21PTS, 37PIM 17+/-) where he played with current teammate Elijah Viljo.
- Third ECHL team in four seasons after starting his career with the Fort Wayne Komets in 2022-23 following the conclusion of his collegiate career with Quinnipiac.
- Played four seasons with Rensselaer Polytechnic Institute (RPI) between 2018-19 and 2021-22. In his graduate season, Johnson attended Quinnipiac University where he was part of the 2023 National Championship-winning program. NCAA stats (146GP, 7G, 38A, 45PTS, 94PIM, 38+/-) over five seasons.

#11: Gunnarwolfe Fontaine (F)5-10, 187 lbs. / 2000-10-16 - Birthtown: East Greenwich, RI

FAWN-tain

Last Goal: Dec 31, 2025 vs IND

Last Assist: Dec 13, 2025 vs IND

Career Shootouts: 0/0 (0.0%)

GP

G

A

PTS

+/-

PIM

Regular Season

27

6

11

17

1

4

Regular Season Career

27

6

11

17

1

4

Biography

- Contract Status: In first year of one-year, two-way AHL contract until 2025-26, assigned to the Cincinnati Cyclones by the Toronto Marlies on Oct. 6, 2025.
- Prior to signing his first full AHL contract with the Marlies on July 8, 2025, the Iowa Wild (AHL) signed Fontaine to an amateur try-out contract on April 2, 2025 (5GP, 1 +/-).
- Played one season at Ohio State University (NCAA D1). (1 season, 40GP, 17G, 23A, 40PTS, 6 PIM, 6 +/-). Fontaine tied for the team lead in goals and was named to the Big Ten All-Tournament Team.
- In the 2024-25 Big Ten Tournament, he led Ohio State with four goals and six points. In Game Two, Fontaine scored a game-tying goal late against Wisconsin and assisted the overtime victory. In game three, he helped on a go-ahead goal in the final period to advance to the Big Ten Semifinals.
- Prior to Ohio State, played four seasons at Northeastern University (NCAA D1). (four seasons, 131GP, 32G, 65A, 97PTS, 63 PIM, -2 +/-). In 2022, he helped capture the 2022 Hockey East Regular Season Championship. Fontaine was an alternate captain in 2023-24, and had success in the Beanpot Tournament by securing game-winning goals in the semifinals and finals, eventually being named the 2024 Beanpot Tournament MVP.

#12: Nick Carabin (D)5-10, 185 lbs. / 2000-04-30 - Birthtown: Mahwah, NJ

care-AH-bin

Last Goal:

Last Assist: Dec 6, 2025 vs IND

Career Shootouts: 0/0 (0.0%)

GP

G

A

PTS

+/-

PIM

Regular Season

13

0

2

2

-5

4

Regular Season Career

14

0

3

3

-5

4

Biography

- Contract Status: Traded from the Reading Royals to the Cyclones
- Played one game in the 2024-25 regular season with the Royals and recorded a point in his professional debut via an assist. Played an additional three games in the Kelly Cup Playoffs.
- Spent his final season in college at UConn (NCAA D1): (39GP, 3G, 6A, 9PTS, 16 PIM, 7 +/-).
- First three years at Princeton University (NCAA D1): (80GP, 6G, 23A, 29PTS, 66 PIM, 0 +/-). Earned ECAC All-Academic Team honors in multiple seasons. Made First-Team All-Ivy, was named an ECAC Defender of the Week and served the assistant captain role along with current Cyclones teammate, Adam Robbins, in the 2023-24 campaign.

#16: Spencer Cox (D)6-0, 185 lbs. / 2001-02-07 - Birthtown: Powell, OH

KAW-cks

Last Goal: Dec 12, 2025 vs KAL

Last Assist: Apr 9, 2025 vs BLM

Career Shootouts: 0/0 (0.0%)

GP

G

A

PTS

+/-

PIM

Regular Season

4

1

0

1

0

6

Regular Season Career

17

1

2

3

-2

14

Biography

- Contract Status: Signed to an ECHL contract by the Indy Fuel ahead of the 2025-26 season. Acquired via trade by the Cyclones in exchange for cash considerations on Dec. 9, 2025.
- Recorded 2 assists for the Fuel during the 2024-25 season. Registered his first career professional point on April 5, 2025 with an assist against the Fort Wayne Komets.
- In his senior season with Miami University (Ohio), Cox appeared in 20 games, recording a goal and three assists as a member of the RedHawks. Over the course of his two seasons with the RedHawks, Cox also skated with the New Jersey Devils development camp ahead of the 2023-24 season.
- Prior to his time at the Miami University., Cox spent two seasons with Long Island University where he recorded 33 points (eight goals, 25 assists) in 68 games played. As a freshman, Cox led the Sharks in points by a defenseman (seven goals, 13 assists, 20 points).

#17: Luke Grainger (F)5-10, 181 lbs. / 1999-09-03 - Birthtown: Montreal, PQ

Last Goal: Dec 7, 2025 vs FW
Last Assist: Dec 6, 2025 vs IND
Career Shootouts: 1/2 (50.0%)

| | GP | G | A | PTS | +/- | PIM |
|-----------------------|----|----|----|-----|-----|-----|
| Regular Season | 23 | 7 | 6 | 13 | -2 | 10 |
| Regular Season Career | 59 | 16 | 18 | 34 | -14 | 14 |

Biography

- Contract Status: In first year of one-year, two-way AHL contract until 2025-26, assigned to the Cincinnati Cyclones by the Toronto Marlies on Oct. 6, 2025.
- In his second year of the ECHL after playing for the Wichita Thunder in 2024-25. (36GP, 9G, 12A, 21PTS, 4 PIM, -12 +/-). Grainger earned an assist in four playoff games.
- In addition to his time with the Thunder, also played in the AHL for the San Jose Barracuda from 2023-25 (9GP, 1G, 1PT, 4PIM, -1 +/-).
- Prior to professional hockey, spent four seasons with Western Michigan University (NCAA D1). (four seasons, 140GP, 38G, 65A, 103PTS, 57 PIM, 21 +/-). Grainger's senior season saw him as team captain with 48 points in 38 games, earning him All-NCHC Second Team honors and a nomination towards the Hobey Baker Award in 2023-24.
- Spent two seasons with the Hawkesbury Hawks (CCHL) and in 2019-20 posted 82 points (34G, 48A) in 56 games.

#18: John Jaworski (F)5-11, 185 lbs. / 2000-03-20 - Birthtown: Grinnell, IA

juh-WAR-skee
Last Goal: Dec 31, 2025 vs IND
Last Assist: Dec 17, 2025 vs GVL
Career Shootouts: 0/0 (0.0%)

| | GP | G | A | PTS | +/- | PIM |
|-----------------------|----|---|---|-----|-----|-----|
| Regular Season | 27 | 8 | 8 | 16 | 9 | 8 |
| Regular Season Career | 27 | 8 | 8 | 16 | 9 | 8 |

Biography

- Contract Status: Signed first ECHL contract out of Sacred Heart University on Sept. 3, 2025. **Rookie.**
- Prior to his time in Cincinnati, Jaworski played five seasons at Sacred Heart University (NCAA D1). (five seasons, 163GP, 35G, 53A, 88PTS, 61PIM, -8 +/-).
- He has played the most games in program history at Sacred Heart University (163). Was team captain in 2024-25, wore "A" in 2023-24.
- 4x Atlantic Hockey All-Academic Team (2020-21, 2021-22, 2022-23, 2023-24), SHU Most Valuable Player (2023-24).
- In 2024-25, Jaworski saw a career-high season with a personal best in goals (13), assists (18), and points (31) in 35 games played. He finished second on the team in points and led the Pioneers to a program best 21 victories that season.
- Nicknamed "Jaws" - a nickname passed down to him from his family friends. His father and uncles were all nicknamed after the 1975 film, the name followed him throughout his collegiate career.

#19: Marko Sikic (F)6-3, 200 lbs. / 2003-03-24 - Birthtown: Kitchener, ON

SIH-kick
Last Goal: Dec 17, 2025 vs GVL
Last Assist: Nov 7, 2025 vs IA
Career Shootouts: 0/0 (0.0%)

| | GP | G | A | PTS | +/- | PIM |
|-----------------------|----|----|----|-----|-----|-----|
| Regular Season | 11 | 3 | 3 | 6 | 2 | 2 |
| Regular Season Career | 79 | 13 | 14 | 27 | 2 | 22 |

Biography

- Contract Status: In first year of one-year, two-way AHL contract until 2025-26.
- Last season with the Cyclones: (64GP, 9G, 9A, 18PTS, 20 PIM, 1 +/-). **Third year pro.**
- Sikic played four games with the Marlies last season (2 PIM, 2 +/-).
- Signed a standard player contract in the 2023-24 season with the Newfoundland Growlers (ECHL) but saw most time in juniors with the Sarnia Sting (OHL). Additionally played one game on the Norfolk Admirals (ECHL) that season.
- To start his OHL career, was drafted in the OHL Priority Selection by the Guelph Storm, 55th overall in 2019. After two seasons with the Storm, Sikic was traded to the Sarnia Sting in 2022. His best season with the Sting came in 2023-24 where he paced the team at 57 points in 66 games (66GP, 18G, 39A, 57PTS, 28 PIM, -16 +/-).

#20: Aaron Bohlinger (D)5-9, 165 lbs. / 2000-08-25 - Birthtown: Newburgh, NY

bohl-in-JURR

Last Goal: Dec 6, 2025 vs IND

Last Assist: Dec 20, 2025 vs FW

Career Shootouts: 0/0 (0.0%)

GP

G

A

PTS

+/-

PIM

Regular Season

26

2

5

7

3

6

Regular Season Career

26

2

5

7

3

6

Biography

Contract Status: Signed first ECHL contract out of Quinnipiac University on Aug. 6, 2025. **Rookie.** Attended Toronto Marlies AHL camp during 2025-26 preseason.

Joined the Cyclones after playing five collegiate seasons with Quinnipiac and U-Mass Amherst (148GP, 11G, 45A, 56PTS, 26PIM, +17 +/-).

As a member of the Minutemen, Bohlinger won two Hockey East conference titles and led UMass to their first National Championship in 2021. Bohlinger's first career collegiate goal came in the National Championship game, serving as the opening tally against St. Cloud State. Captain in 2023-24.

Four-time Hockey East All-Academic and two-time Academic All-American with the Minutemen.

In his graduate season at Quinnipiac (32GP, 3G, 11A, 14PTS), he recorded career highs in assists and points with the Bobcats.

#24: Lincoln Griffin (F)5-10, 185 lbs. / 1997-01-15 - Birthtown: Walpole, MA

Last Goal: Dec 6, 2025 vs IND

Last Assist: Nov 29, 2025 vs WHL

Career Shootouts: 0/1 (0.0%)

GP

G

A

PTS

+/-

PIM

Regular Season

27

6

7

13

-10

8

Regular Season Career

261

86

99

185

16

84

Biography

Contract Status: Signed to an ECHL contract on Sept. 28, 2025. Currently playing in fifth season with the Cyclones. Acquired via waivers from the Greenville Swamp Rabbits in December of 2021. **Fifth year pro.**

Led the Cyclones in goals, (25, T-1 with defenseman Chas Sharpe), **powerplay goals** (6), **shorthanded goals** (3) and **points** (52) in 2024-25. Had a career-best in games played (70), goals, assists (27), and points last season with Cincinnati.

ECHL Western Conference All-Star (2023) Won Fastest Skater competition at 2023 ECHL All-Star Game (12.90 sec).

Before his pro career, Griffin was a two-time Hockey East Champion with Northeastern University in 2015-16 and 2018-19 (154GP, 25G, 29A, 54PTS across four seasons).

Growing up, Griffin attended Thayer Academy, one of the most successful hockey programs in Massachusetts. Alumni include Jeremy Roenick, Tony Amonte, 1980 Gold Medalist Dave Silk, and current minority owner of the Greensboro Gargoyles, Ryan Whitney.

Lincoln Griffin comes into the season tied with current Assistant Coach, Louie Caporusso, for most points by a Cyclone since 2021-22 (166PTS).

#25: Sam Stevens (F)6-2, 195 lbs. / 2000-04-27 - Birthtown: Montreal`, QC

Last Goal: Dec 20, 2025 vs FW

Last Assist: Dec 31, 2025 vs IND

Career Shootouts: 0/0 (0.0%)

GP

G

A

PTS

+/-

PIM

Regular Season

15

3

11

14

3

20

Regular Season Career

15

3

11

14

3

20

Biography

Contract Status: In first year of one-year, two-way AHL contract until 2025-26. **3rd year pro.**

Has spent the last two years with the Toronto Marlies. In 2024-25, Stevens earned his first point at the professional level with an assist on Nov. 20, 2024 against the Hershey Bears.

He scored his first-professional goal against the San Jose Barracuda on Nov. 23, 2024. In two seasons with the Marlies: (22GP, 2G, 2A, 4PTS, 4 PIM, 3 +/-).

Prior to professional hockey, played five seasons at Boston University (NCAA D1). In his 2023-24 senior season, Stevens earned Hockey East Player of the Week on March 6, 2023, and scored a career-high 10 goals. His total collegiate stats: (142GP, 26G, 24A, 50PTS, 90 PIM, 34 +/-).

At the junior level, played in the USHL for the Sioux Falls Stampede, Des Moines Buccaneers and Chicago Steel. Won the Clark Cup in 2019 with the Stampede.

#26: Nick Rhéaume (F)6-3, 210 lbs. / 2002-05-02 - Birthtown: Sherbrooke, QC

REE-ohm

Last Goal: Dec 17, 2025 vs GVL

Last Assist: Dec 17, 2025 vs GVL

Career Shootouts: 0/0 (0.0%)

GP

G

A

PTS

+/-

PIM

Regular Season

27

4

7

11

4

57

Regular Season Career

27

4

7

11

4

57

Biography

Contract Status: First year of one-year, two-way AHL contract until 2025-26 for his first professional contract, signed on July 8, 2025. **Rookie.** Assigned to the Cincinnati Cyclones by the Toronto Marlies on Oct. 6, 2025.

Played at Northeastern University (NCAA D1) in 2024-25 after transferring from UMass-Lowell (NCAA D1). With Northeastern: (37GP, 2G, 2A, 4PTS, 39 PIM, -16 +/-).

In two seasons with UMass-Lowell: (two seasons, 61GP, 12G, 5A, 17PTS, 34 PIM, -13 +/-). In final season with the program, secured a collegiate-career high nine goals and four assists for 13 points in 2023-24.

Played in the BCHL for junior hockey with the Prince George Spruce Kings for two seasons. In 2021-22: (53GP, 29G, 30A, 59PTS, 53 PIM). In the postseason: (10GP, 2G, 7A, 9PTS, 14 PIM).

His father, Pascal Rhéaume, is a former AHL/NHL player who won the 2003 Stanley Cup (New Jersey Devils) and currently serves as an assistant coach with the Bridgeport Islanders of the AHL. Pascal's sister, Manon Rhéaume, was the first woman to appear in an exhibition game for any major North American professional sports league. She played exhibition games with the Tampa Bay Lightning in 1992 and 1993.

| #27: Jordan Kaplan (F) | | 5-11, 178 lbs. / 1997-05-19 - Birthtown: Bridgewater, NJ | | | | | | |
|--|--|--|-----|----|----|-----|-----|-----|
| johr-duhn kap-luhn | | | GP | G | A | PTS | +/- | PIM |
| Last Goal: Nov 6, 2025 vs GSO | | Regular Season | 16 | 1 | 5 | 6 | 2 | 2 |
| Last Assist: Nov 14, 2025 vs MNE | | | | | | | | |
| Career Shootouts: 0/2 (0.0%) | | Regular Season Career | 222 | 45 | 74 | 119 | -67 | 199 |
| | | | | | | | | |
| Biography | | | | | | | | |
| <div>- Acquired in a trade from the Wheeling Nailers on Dec. 30, 2025 in exchahnge for Owen Cole.</div> <div>- Played 4 NCAA seasons at Sacred Heart & Vermont from 2017-21 (116 GP, 26 G, 32 A, 58 PTS, 102 PIM)</div> <div>- Brother Devin made his professional/NHL debut with Philadelphia in 2024-25</div> <div>- Wheeling is his 7th ECHL team since turning pro in 2021 (ADK, NFL, NOR, REA, SAV, WOR)</div> <div>- Finished third in scoring with Worcester in 2024-25 with 18 G, 31 A, 49 PTS</div> | | | | | | | | |

#28: Andrew Noel (D)

6-1, 196 lbs. / 2001-01-02 - Birthtown: Maynard, MA

no-EHL

Last Goal: Nov 28, 2025 vs KAL

Last Assist: Dec 13, 2025 vs IND

Career Shootouts: 0/0 (0.0%)

GP

G

A

PTS

+/-

PIM

Regular Season

15

2

4

6

0

19

Regular Season Career

22

2

4

6

-3

50

Biography

Contract Status: Signed an ECHL contract on Sept. 10, 2025. Acquired from Ferris State University at the conclusion of the 2025 NCAA D1 season.

Rookie.

During the 2024-25 season, Noel appeared in seven games, recording 31 PIM in those appearances.

Prior to signing in Cincinnati, Noel played at Ferris State University for three seasons (88GP, 4G, 8A, 12PTS 40PIM -12 +/-).

When he was with the Nanaimo Clippers of the NAHL, he anchored the blue line for the team in their 12-game win streak in the 2022 Fred Page Playoffs. He helped sweep the Surrey Eagles, Chilliwack Chiefs and the Langley Rivermen, before losing in the league finals to the Penticton Vees.

Has yet to record his first career professional point.

[illegible]

#31: Kyle McClellan (G)6-1, 185 lbs. / 1999-03-18 - Birthtown: Manchester, MO

Last Goal:Last Assist: Nov 29, 2025 vs WHLCareer Shootouts: 0/0 (0.0%)

| | GP | G | A | PTS | +/- | PIM |
|-----------------------|----|---|---|-----|-----|-----|
| Regular Season | 9 | 0 | 2 | 2 | 0 | 0 |
| Regular Season Career | 44 | 0 | 2 | 2 | 0 | 2 |

Biography

- Contract Status: Signed to an ECHL contract on Sept. 24, 2025. Acquired via free agency after a season with the Iowa Heartlanders. Second year pro. Previously on AHL deal with Iowa Wild in 2023-24 (0GP).
- Last season with Iowa: (35GP, 2.62 GAA, .898 SV%, 15-15-5 record, 2 SO) in his rookie season.
- Before pro career, played in four NCAA seasons, his final two with the University of Wisconsin-Madison. (NCAA stats: 82GP, 2.35 GAA, .926 SV%, 11 SO, 45W)
2023-24 Mike Richter Award Winner (Top NCAA Goaltender), Top-10 Hobey Baker Memorial Award finalist, Big Ten Goaltender of the Year, Second-Team West All-American, Big Ten Player of the Year finalist, First-team All-Big Ten.
- His seven shutouts in 2023-24 was one shy of the program record held by UW alumni, Brian Elliot, who would go on to play 543 games in the NHL from 2007-08 to 2022-23. Prior to UW, McClellan played at Mercyhurst University.

#33: Elijah Vilio (D)6-1, 205 lbs. / 1997-04-25 - Birthtown: Aldergrove, BC

VEEL-ee-oh

Last Goal: Dec 20, 2025 vs FW

Last Assist: Dec 13, 2025 vs IND

Career Shootouts: 0/0 (0.0%)

| | GP | G | A | PTS | +/- | PIM |
|-----------------------|-----|----|----|-----|-----|-----|
| Regular Season | 25 | 4 | 4 | 8 | -3 | 12 |
| Regular Season Career | 204 | 23 | 52 | 75 | 16 | 88 |

Biography

- Contract Status: Signed to an ECHL contract on Aug. 13, 2025. Acquired via trade with Tahoe Knight Monsters on Dec. 17, 2024 for Matt Murphy. **Fifth year pro.**
- Last season with Cincinnati: (35GP, 2G, 16A, 18PTS 10PIM) Total: (50GP, 2G, 20A, 20PTS, 12PIM) Scored his first goal since Nov. 24, 2023 with Cincinnati on April 4, 2025 against Kalamazoo.
- Had a **career high in assists** (20) and one point shy of tying his career best in points (23 in 2021-22) in 2024-25 between Tahoe and Cincinnati.
- Currently playing for his sixth ECHL franchise following stints in Tahoe, Savannah, Norfolk, Rapid City, and Atlanta.
- In the offseason, Vilio played in the NARCh Roller Hockey Championships in Irvine, Calif. Vilio and his brothers spend summers participating in bodybuilding competitions in British Columbia.

#37: Austin Saint (F)5-11, 190 lbs. / 2001-07-23 - Birthtown: Bonnyville, AB

Last Goal: Oct 25, 2025 vs SC

Last Assist: Dec 21, 2025 vs ATL

Career Shootouts: 0/0 (0.0%)

| | GP | G | A | PTS | +/- | PIM |
|-----------------------|----|----|----|-----|-----|-----|
| Regular Season | 20 | 2 | 4 | 6 | 1 | 7 |
| Regular Season Career | 89 | 18 | 19 | 37 | -7 | 53 |

Biography

- CONTRACT:** ECHL SPC
- ACQUISITION:** Re-signed SPC on 7/22/25; re-signed SPC on 7/18/24; signed SPC on 2/16/24
- 24/25:** 60gp, 12g-14ast-26pts w/Greenville
- Scored in professional debut on 2/17/24 vs Atlanta
- COLLEGE:** 54gp, 30g-22ast-52pts w/Royal Military College in USports
- JUNIOR:** 94gp, 31g-26ast-57pts, 176 PIM in the AJHL w/Bonnyville

#45: Ryan Kirwan (F)6-2, 216 lbs. / 2002-02-27 - Birthtown: DeWitt, NY

kurr-WIN

Last Goal: Dec 31, 2025 vs IND

Last Assist: Dec 31, 2025 vs IND

Career Shootouts: 0/0 (0.0%)

| | GP | G | A | PTS | +/- | PIM |
|-----------------------|----|----|----|-----|-----|-----|
| Regular Season | 27 | 14 | 12 | 26 | -3 | 2 |
| Regular Season Career | 27 | 14 | 12 | 26 | -3 | 2 |

Biography

- Contract Status: Signed a two-year contract with the Toronto Marlies on March 29, 2025, and was assigned to the Cincinnati Cyclones by the Marlies on Oct. 6, 2025. **Rookie.**
- Performed in the AHL with the Marlies in 2024-25: (2GP, 1A, 1PT, -1 +/-). Secured his first professional point on April 20, 2025 with a secondary assist on a goal by Luke Haymes.
- Before the professional ranks, played in 2024-25 with Arizona State where he posted a career-best 26 goals, 39 points and tied a personal best with 13 assists in 37 games. Kirwan was a Hobey Baker Award nominee, HCA Co-Player of the Month, NCHC Player of the Month and set the Arizona State single-season goal record with his 26 scores.
- Prior to transferring to Arizona State, played at Penn State for three seasons: (3 seasons, 100GP, 34G, 35A, 69PTS, 22 PIM, 31 +/-). On Jan. 6, 2024, he scored the first hat trick of his career — a natural hat trick in the final five minutes — to lift Penn State to a 7-6 win over Army after trailing 6-2, the largest comeback in program history.

#46: Justin Vaive (F)6-6, 237 lbs. / 1989-07-08 - Birthtown: Buffalo, NY

VAI-vuh

Last Goal: Dec 31, 2025 vs IND

Last Assist: Dec 17, 2025 vs GVL

Career Shootouts: 0/2 (0.0%)

| | GP | G | A | PTS | +/- | PIM |
|-----------------------|-----|-----|-----|-----|-----|-----|
| Regular Season | 26 | 8 | 4 | 12 | -5 | 9 |
| Regular Season Career | 557 | 181 | 141 | 322 | 14 | 831 |

Biography

- Contract Status: Signed to an ECHL contract on Oct. 3, 2025. Acquired as a free agent in 2021, has re-signed every season since then. **15 year pro. 11th with Cincinnati.**
- Franchise all-time leader in games played (471), goals (153), and power play goals (53). Vaive is fourth in team history in points (274), one point away from tying Mathieu Aubin for third all-time.
- Vaive has appeared in over 800 professional games (531 in ECHL, 280 in AHL) since making his professional debut with the San Antonio Rampage in 2011-12.
- 2021 Kelly Cup Champion with the Fort Wayne Komets.
- Selected in the fourth round of the 2007 NHL Draft by the Anaheim Ducks (92nd overall). Played four years at the University of Miami-Ohio (NCAA D1) between 2007-08 to 2010-11.
- His father, Rick Vaive, played 13 seasons in the National Hockey League with the Vancouver Canucks, Toronto Maple Leafs, Chicago Blackhawks, and Buffalo Sabres. He was the first player in Maple Leafs history to score 50 goals in a season.
- On Oct. 18, Vaive passed Mathieu Aubin for third-most points in franchise history with two goals. His first came on the PP, giving him the most PPG in Cyclones history (52).

#62: Justin Portillo (F)6-2, 210 lbs. / 1991-11-14 - Birthtown: Toledo, OH

Last Goal:
Last Assist: Dec 17, 2025 vs GVL
Career Shootouts: 0/0 (0.0%)

| | GP | G | A | PTS | +/- | PIM |
|-----------------------|----|---|---|-----|-----|-----|
| Regular Season | 16 | 0 | 1 | 1 | -5 | 30 |
| Regular Season Career | 46 | 0 | 1 | 1 | -12 | 88 |

Biography

- Contract Status: Signed to an ECHL contract on July 30, 2025. Acquired via loan from Athens Rock Lobsters (FPHL) in 2024-25.
- Last season with Cincinnati: (19GP, 0PTS, 43PIM, -3 +/-) Made his Cyclones debut on Feb. 12, 2025 against the Iowa Heartlanders.
- Currently playing for his second ECHL franchise, previously appeared in 11 games with the Kansas City Mavericks in 2021-22, where he played under Riley Weselowski.
- In the offseasons, Portillo spends his time assisting Coach Weselowski's hockey camps with Black Hills Hockey Academy.
- Portillo is still searching for his first professional goal and point.

#66: Ben King (F)6-3, 203 lbs. / 2002-05-15 - Birthtown: Vernon, BC

Last Goal: Dec 12, 2025 vs KAL
Last Assist: Dec 31, 2025 vs IND
Career Shootouts: 0/0 (0.0%)

| | GP | G | A | PTS | +/- | PIM |
|-----------------------|----|---|----|-----|-----|-----|
| Regular Season | 26 | 8 | 19 | 27 | -4 | 20 |
| Regular Season Career | 26 | 8 | 19 | 27 | -4 | 20 |

Biography

- Contract Status: Signed a one-year contract with the Toronto Marlies that he signed on July 8, 2025. **Third year pro.**
- Last season with the Manitoba Moose (AHL): (64GP, 12G, 14A, 26PTS, 53 PIM, -18 +/-).
- In the 2023-24 season with the San Diego Gulls (AHL): (61GP, 15G, 15A, 30PTS, 20 PIM, -5 +/-).
- At the WHL level, played with the Red Deer Rebels and Swift Current Broncos. In the 2021-22 season with the Rebels, led the WHL in goals (52) and finished with 105 points.
- Drafted in the fourth round, 107th overall in the 2022 NHL Entry Draft by the Anaheim Ducks.

#74: Cole Fraser (D)6-3, 205 lbs. / 1999-08-23 - Birthtown: Carleton Place, ON

Last Goal: Apr 12, 2025 vs TUL
Last Assist: Nov 16, 2025 vs KAL
Career Shootouts: 0/0 (0.0%)

| | GP | G | A | PTS | +/- | PIM |
|-----------------------|-----|----|----|-----|-----|-----|
| Regular Season | 6 | 0 | 0 | 0 | -5 | 32 |
| Regular Season Career | 303 | 20 | 43 | 63 | -14 | 752 |

Biography

- Contract Status: Under a standard-player contract with Worcester for the 2025-26 season. Acquired from the Worcester Railers via trade on Nov. 3, 2025 for future considerations.
- Drafted in the fifth round (131st overall) by the Detroit Red Wings in the 2017 NHL Draft.
- Played for the Cyclones during the 2023-24 season: (47GP, 3G, 10A, 13PTS, 130PIM, 3 +/-).
- Last season with the Allen Americans: (35GP, 2G, 2A, 4PTS, 88PIM, -7 +/-).
- Played one game in the AHL with the Belleville Senators in the 2021-22 campaign.